

LOS ANGELES POLICE COMMISSION

BOARD OF
POLICE COMMISSIONERS

ANDREA SHERIDAN ORDIN
PRESIDENT

JOHN W. MACK
VICE PRESIDENT

RAFAEL BERNARDINO, JR.
RICHARD DROYAN
ROBERT M. SALTZMAN

MARIA SILVA
COMMISSION EXECUTIVE ASSISTANT I



ANTONIO R. VILLARAIGOSA
MAYOR

RICHARD M. TEFANK
EXECUTIVE DIRECTOR

ALEXANDER A. BUSTAMANTE
INSPECTOR GENERAL

EXECUTIVE OFFICE
POLICE ADMINISTRATION BUILDING
100 WEST FIRST STREET, SUITE 134
LOS ANGELES, CA 90012-4112

(213) 236-1400 PHONE
(213) 236-1410 FAX
(213) 236-1440 TDD

December 11, 2012

BPC #12-0464

The Honorable City Council
City of Los Angeles
c/o City Clerk's Office

Dear Honorable Members:

RE: SUPPLEMENTAL POLICE ACCOUNT THIRD QUARTERLY REPORT (JULY 2012
THROUGH SEPTEMBER 2012)

At the regular meeting of the Board of Police Commissioners held Tuesday, December 11, 2012, the Board APPROVED the Department's report relative to the above matter.

This matter is being forwarded to you for approval.

Respectfully,

BOARD OF POLICE COMMISSIONERS

A handwritten signature in blue ink that reads "Maria Silva".

MARIA SILVA
Commission Executive Assistant

Attachment

c: Chief of Police

3PC #12-0464

INTRADEPARTMENTAL CORRESPONDENCE

RECEIVED

DEC 05 2012

November 28, 2012

8.4

POLICE COMMISSION
REVIEWED

TO: The Honorable Board of Police Commissioners

FROM: Chief of Police

Richard M. Tepank
RICHARD M. TEPANK
EXECUTIVE DIRECTOR
12/5/12
DATE

SUBJECT: SUPPLEMENTAL POLICE ACCOUNT THIRD QUARTERLY REPORT
(JULY 2012 THROUGH SEPTEMBER 2012)

RECOMMENDED ACTIONS


1. That the Board of Police Commissioners (Board) REVIEW and APPROVE the attached Supplemental Police Account (SPA) Third Quarterly Report.
2. That the Board TRANSMIT this report to the City Council and to the Office of the City Controller to comply with the provisions of Article 17, Section 5.115 of the Los Angeles Administrative Code.

DISCUSSION

Attachment I is a statistical recapitulation of Information/Contraband category expenditures showing 28 SPA expenditures in which drugs or assets were seized. These expenditures resulted in 36 arrests and the seizure of \$815,248.00 in United States currency. Also seized were 39,585.56 grams of narcotics with a street value of \$973,085.06. Attachment II is a year-to-date comparison of SPA seizures for the last five years. Attachment III is a report from Fiscal Operations Division detailing expenses incurred from the Council-approved expenditure plan by the appropriation account. Attachment IV is a Fact Sheet briefly describing the SPA.

Questions regarding Attachments I or II may be referred to Captain Bill Hart, Commanding Officer, Gang and Narcotics Division, at (213) 972-2460. Questions regarding Attachment III or IV may be referred to Police Administrator Laura Luna, Commanding Officer, Fiscal Operations Division, at (213) 486-8590.

Respectfully,



CHARLIE BECK
Chief of Police

BOARD OF
POLICE COMMISSIONERS
Approved December 11, 2012
Secretary *Maria Lobo*

Attachments

SUPPLEMENTAL POLICE ACCOUNT
 QUARTERLY STATISTICAL REPORT
 (JULY - SEPTEMBER, 2012)

Type of Expenditure	Amount of Narcotics Seized (Grams)	Street Value	Arrests	Vehicles Seized	Cash Seized	Guns Seized	Number of Expenditures	Amount Expended
Information/Contraband	39,585.56	\$973,085.06	36	0	\$815,248.00	6	28	\$61,198.00
Total	39,585.56	\$973,085.06	36	0	\$815,248.00	6	28	\$61,198.00

NARCOTICS SEIZURE AGGREGATE

Narcotics Seized	Amount Seized (Grams)	Street Value
Cocaine	314.30	31,430.00
Marijuana	33,081.56	330,815.60
Tar Heroin	0.00	0.00
Heroin	6,000.00	600,000.00
Methamphetamine	189.70	10,839.46
PCP	0.00	0.00
Total	39,585.56	973,085.06

NOTE: Seized vehicles, if forfeited, will be auctioned. Proceeds from the auction are deposited into the Forfeited Assets Trust Fund.


MONTHLY COMPARISON OF SUPPLEMENTAL POLICE ACCOUNT SEIZURES (Drug amounts are stated in gross grams unless otherwise noted)

Month	Amount Expended	Arrests	Powder Cocaine	Heroin	Tar Heroin	Marijuana	Rock Cocaine	PCP	Meth	Currency	Guns	Vehicles
January 2012	8,065.00	8	58.42	0.00	0.00	6,297.91	9.06	0.00	49.96	3,247.00	1	0
February 2012	9,980.00	19	2,068.08	30.42	0.00	11,803.80	163.41	0.00	1,794.54	28,445.00	11	0
March 2012	16,900.00	4	1,189.77	0.00	0.00	110.17	191.66	0.00	258.70	73,051.00	3	0
April 2012	5,810.00	7	249.06	0.00	0.00	1,180.01	13.62	278.39	1,212.66	26,499.00	1	0
May 2012	24,815.00	16	587.71	4,551.41	0.00	552.95	224.24	278.39	3,034.45	24,095.00	1	0
June 2012	13,785.00	6	216.96	0.00	0.00	16.56	10.38	0.00	3,822.62	4,634.00	5	0
July 2012	13,655.00	8	189.61	0.00	0.00	807.52	31.73	0.00	46.05	7,137.00	0	0
August 2012	28,259.00	22	0.00	0.00	0.00	87.63	14.65	0.00	60.10	794,895.00	2	0
September 2012	19,284.00	6	7.95	6,000.00	0.00	32,186.41	70.36	0.00	83.55	13,216.00	4	0
October 2012												
November 2012												
December 2012												
YEAR-TO-DATE	140,553.00	96	4,567.56	10,581.83	0.00	53,042.96	729.11	556.78	10,362.63	975,219.00	28	0
January 2011	11,050.00	11	14,039.20	0.00	0.00	13,608.00	0.00	0.00	354.37	23,889.32	0	0
February 2011	5,370.00	12	1.50	104.90	0.00	30.80	35.34	0.00	766.63	43,869.00	5	0
March 2011	54,465.00	13	158.29	0.00	0.00	787.36	75.52	0.00	220.96	1,068,099.00	7	0
April 2011	800.00	0	0.00	0.00	0.00	0.00	0.00	0.00	0.00	0.00	0	0
May 2011	38,090.00	7	58,203.51	1.10	0.00	412.05	228.04	0.00	9,377.51	32,776.00	1	0
June 2011	65,170.00	11	1,560.83	224.08	0.00	50,634.13	38.56	0.00	316.67	1,082,161.00	6	0
July 2011	5,370.00	2	0.00	0.00	0.00	476.18	0.00	0.00	17.76	15,021.00	1	0
August 2011	8,942.00	10	3,110.23	0.00	1.41	274.44	295.69	0.00	74.00	3,905.00	5	0
September 2011	441.00	4	8.66	0.00	0.00	716.39	9.81	0.00	259.82	2,383.00	2	0
October 2011	10,780.00	5	82.25	169.80	0.00	996.91	52.95	0.00	87.42	57,583.00	1	0
November 2011	14,700.00	4	4.36	0.00	0.00	190.43	0.00	0.00	232.20	1,086,155.98	0	0
December 2011	6,561.00	12	243.65	33.83	0.00	3,746.88	78.77	0.00	181.47	25,251.00	10	0
YEAR-TO-DATE	221,739.00	91	77,412.68	533.71	1.41	71,873.57	814.68	0.00	11,888.81	3,441,094.30	38	0
January 2010	77,701.00	26	1,176.48	3,063.14	0.00	1,128,866.15	970.86	0.00	8,557.29	96,675.00	40	0
February 2010	26,440.00	13	6,305.29	0.00	25.77	21.61	19,089.30	0.00	30.95	479,291.00	0	0
March 2010	39,213.00	25	16,030.42	228.13	0.00	294.17	205.86	0.00	4,208.41	56,353.00	7	0
April 2010	4,830.00	8	743.07	0.00	0.00	64.34	191.50	26.96	1,223.13	15,192.00	8	0
May 2010	8,300.00	14	174,543.48	64.10	0.00	265.30	9,089.59	0.00	91.46	9,353.00	1	0
June 2010	53,430.00	8	20,802.14	267.55	0.00	93,567.74	152.53	0.00	1,778.34	369,404.08	6	0
July 2010	17,290.00	11	2,216.18	1.46	0.00	3,080.04	51.78	3.42	808.48	57,578.00	7	0
August 2010	15,230.00	16	1,061.43	856.75	0.00	83,853.23	200.88	0.00	1,146.31	20,090.00	5	0
September 2010	12,477.00	20	201.35	13.73	0.00	1,437.96	86.87	0.00	564.72	101,048.00	4	0
October 2010	16,020.00	19	1,139.92	71.06	0.00	17,237.00	438.46	0.00	2,337.68	43,330.00	3	0
November 2010	1,620.00	9	5.39	325.76	0.00	27.17	23.39	0.00	241.78	4,821.00	6	0
December 2010	16,344.00	13	714.15	49.81	0.00	8,797.43	106.08	114.87	826.20	309,157.00	11	0
YEAR-TO-DATE	288,895.00	182	224,939.30	4,941.49	25.77	1,337,512.14	30,607.10	145.25	21,814.75	1,562,292.08	98	1
January 2009	5,550.00	12	272.80	2.27	0.00	1,582.41	53.88	0.00	12.20	36,115.00	1	0
February 2009	50,765.00	18	77,799.07	0.00	0.00	37,296.53	21.01	0.00	224.84	115,646.00	11	0
March 2009	52,395.00	19	105,432.93	0.00	0.00	231,516.38	1,094.84	0.00	156.45	55,405.00	4	0
April 2009	17,540.00	8	1,090.28	0.00	0.00	29,156.18	23.14	0.00	98.84	43,410.00	2	0
May 2009	19,700.00	25	777.63	71.60	0.00	105,626.44	180.95	0.00	931.22	83,734.00	5	0
June 2009	25,700.00	19	468.93	235.17	0.00	2,572.55	151.52	130.36	272.56	109,401.00	2	0
July 2009	23,085.00	20	5,114.12	42.37	0.00	93,861.50	1,306.48	0.00	130.38	65,052.00	18	1
August 2009	13,370.00	18	3,054.08	0.00	0.00	104,708.92	92.31	0.00	343.04	21,639.00	4	0
September 2009	22,980.00	48	75.25	57.78	0.00	370.15	73.60	0.00	189.89	135,819.00	13	0
October 2009	11,390.00	53	435.39	12.23	0.00	192.57	208.09	0.00	1,856.74	31,953.00	10	0
November 2009	12,620.00	18	180.70	140.84	0.00	109,979.52	428.06	92.21	337.05	28,483.00	6	0
December 2009	24.00	13	2.10	266.74	74.95	423.47	7.02	4.14	72.06	1,726.50	1	0
YEAR-TO-DATE	255,119.00	271	194,703.28	829.00	74.95	717,286.62	3,640.90	226.71	4,625.27	728,383.50	77	1
January 2008	5,835.00	1	11.41	0.00	0.00	150.95	104.02	0.00	17.07	9,613.00	1	1
February 2008	27,720.00	8	12,885.05	1,531.33	0.00	7,880.77	1,865.40	0.00	71.99	74,975.00	6	0
March 2008	5,240.00	0	0.00	0.00	0.00	0.00	66.01	0.00	5.04	0.00	0	0
April 2008	10,550.00	3	0.00	70.28	0.00	29.22	399.12	13.83	10.56	29,992.00	0	0
May 2008	15,500.00	16	27.30	624.07	0.00	114.18	333.00	13.09	4,672.00	16,740.16	0	0
June 2008	15,610.00	10	524.12	308.02	0.00	96.10	114.00	1,714.64	202.98	6,943.00	4	0
July 2008	26,350.00	43	149.53	428.80	8.06	681,061.49	5,125.93	0.00	3,697.84	10,448.00	4	1
August 2008	23,670.00	21	2,901.06	937.73	0.00	5,838.95	125.80	0.00	5,405.96	682,895.00	8	2
September 2008	13,035.00	67	576.19	285.60	0.00	59.55	331.13	0.00	185.66	53,233.00	3	0
October 2008	47,710.00	25	283.80	3,007.33	0.00	1,609.43	10,450.01	0.00	143.67	341,497.00	5	0
November 2008	15,200.00	9	28.14	1,343.10	22.76	57.49	49.40	0.00	98.36	12,511.00	1	0
December 2008	57,000.00	14	99,008.10	37.48	0	82.90	563.81	0.00	71.42	196,865.00	17	1
YEAR-TO-DATE	263,420.00	217	116,394.70	8,573.74	30.82	696,981.03	19,547.63	1,741.56	14,582.55	1,435,712.16	49	5


NOTE: This report only reflects the amount of activity directly attributed to SPA expenditures in the Information/Contraband categories during the respective reporting period.

**LOS ANGELES POLICE DEPARTMENT
SUPPLEMENTAL POLICE ACCOUNT QUARTERLY REPORT
September 30, 2012**

	As of 6/30/12	As of 3/31/12	<u>Qtly Expenditure</u>
SPA XX - FY 2005/06			
Y402 - Information/Contraband Drawdown	200,000.00	200,000.00	\$ -
Y403 - Equipment	450,848.08	450,848.08	\$ -
Y404 - Travel & Training	266,804.66	266,804.66	\$ -
Y406 - Miscellaneous Operational Expense	500,604.79	500,604.79	\$ -
SPA XXI - FY 2007/08			
CA42 - Supplemental Police Account	200,000.00	200,000.00	\$ -
CA43 - SPA - Equipment	194,452.05	194,452.05	\$ -
CA44 - SPA - Travel & Training	124,166.97	124,166.97	\$ -
CA46 - SPA - Misc Operational Exp.	831,050.28	831,050.28	\$ -
SPA XXII - FY 2008/09			
EC42 - Supplemental Police Account	300,000.00	300,000.00	\$ -
EC43 - SPA - Equipment	643,031.72	642,246.99	\$ 784.73
EC44 - SPA - Travel & Training	126,073.03	126,073.03	\$ -
EC46 - SPA - Misc Operational Exp.	239,924.51	239,924.51	\$ -
EC47 - SPA-TELECOMMUNICATIONS	148,033.00	148,033.00	\$ -
SPA XXIII - FY 2009/10			
FE42 - Supplemental Police Account	300,000.00	300,000.00	\$ -
FE43 - SPA - Equipment	507,667.40	472,157.53	\$ 35,509.87
FE44 - SPA - Travel & Training	100,879.37	100,215.91	\$ 663.46
FE46 - SPA - Misc Operational Exp.	379,515.34	377,258.01	\$ 2,257.33
SPA XXIV - FY 2010/11			
GF42 - Supplemental Police Account	300,000.00	250,000.00	\$ 50,000.00
GF43 - SPA - Equipment	230,456.21	141,161.94	\$ 89,294.27
GF44 - SPA - Travel & Training	111,502.39	103,112.79	\$ 8,389.60
GF46 - SPA - Misc Operational Exp.	266,782.14	258,282.14	\$ 8,500.00
SPA XXV - FY 2011/12			
HG42 - Supplemental Police Account	-	-	\$ -
HG43 - SPA - Equipment	71,263.95	10,113.33	\$ 61,150.62
HG44 - SPA - Travel & Training	58,460.67	44,513.55	\$ 13,947.12
HG46 - SPA - Misc Operational Exp.	84,486.00	46,266.00	\$ 38,220.00
SPA XXVI - FY 2012/13			
J402 - Supplemental Police Account	-	-	\$ -
TOTAL 402			50,000.00
TOTAL 403			186,739.49
TOTAL 404			23,000.18
TOTAL 406			48,977.33
TOTAL 407			-
TOTAL		\$	308,717.00


Prepared by: Young Cho
Accountant II

10/16/2012
Date


Approved by: Betty Jai
Departmental Chief Accountant

10/16/2012
Date

FACT SHEET
SUPPLEMENTAL POLICE ACCOUNT

The Supplemental Police Account (SPA), within the Forfeited Asset Trust Fund, is an allocation of \$1.5 million made to the Los Angeles Police Department (Department) by the City Council and the Mayor on an annual basis. The allocation is made in accordance with Administrative Code Section 5.115. Actual disbursement of these funds can occur only after expenditure plans are submitted to and approved by the City Council. With Department management input, Fiscal Operations Division (FOD) prepares the annual expenditure plans based upon operational needs associated with contraband, informants, equipment needs, miscellaneous operational expenses, and travel and training expenses. Supplemental Police Account Plans are divided into four categories: Narcotics/Informants Expenses, Miscellaneous Operational Expenses, Equipment, and Travel and Training.

Funds in the category of Narcotics/Informants Expenses are used to purchase narcotics and pay informants. The use of informants in major narcotic investigations is a significant tool and they are provided payment for the information. The purchase of narcotics is a law enforcement tool of nearly equal importance to payments for information. The money expended to purchase narcotics often reaps tremendous gains in the area of drug enforcement.

Funds in the category of Miscellaneous Operational Expenses are used by various divisions to support their investigative and operational expenses, as well as augment funds needed to update electronic systems. Each SPA plan includes an addendum detailing the items for which the funds will be used. These items include cellular telephone and pager service, car rentals, equipment repairs and maintenance cost, costs of service, such as digital package data service for tracking systems, veterinarian services, information database retrieval and system upgrades, but may vary among plans.

Funds in the category of Equipment are used by various divisions to purchase equipment. Each SPA plan includes an addendum that reflects the current need for safety and support equipment required to bolster law enforcement activities in Los Angeles that will be purchased.

Funds in the category of Travel and Training are used to send Department personnel to various locations for travel and training.

Prepared by:

MA I Michele Hagerty
Asset Forfeiture Investigative Detail
Gang and Narcotics Division