



# **LA CITY COUNCIL PUBLIC SAFETY COMMITTEE BRIEFING**

**28 MAY 2024**



# METRO'S THREE PRIORITIES FOR ADDRESSING PUBLIC SAFETY

1. Increase the visible presence of uniformed personnel
2. Enhance access control
3. Strengthen partnerships to address societal issues

# METRO'S PUBLIC SAFETY ECOSYSTEM

- In 2022, Metro established a comprehensive approach to ensuring public safety on the system.
- Each resource in the public safety ecosystem adds value and enhances the overall security and safety of the Metro system to:
  - Prevent and address violent crime
  - Patrol the system
  - Control access to the system
  - Address societal issues



## **Transit Ambassadors/Street Teams/Intervention Teams**

- Community Safety and Well-Being



## **Homeless Outreach/Mental Health Teams/Crisis Response**

- Prevention and Support



## **Transit Security Officers/Contract Security**

- Risk Intervention



## **Law Enforcement**

- Response and Enforcement



## **Technology/Environmental Interventions**

- Proactive and Preventative Measures

# INCREASING OUR VISIBLE PRESENCE

- Metro has begun surging presence of Metro Transit Security and Metro Ambassadors by 20%.
  - Increased teams riding on buses and trains
  - Increased issue reporting
  - Increased fare and code of conduct enforcement
- Contracted law enforcement partners have now begun to expand their visible presence.








# TRANSIT AMBASSADOR PROGRAM

- Ambassadors help riders navigate the system, provide extra eyes and ears on the system, and support those who need help.
- They are deployed on trains and buses as follows:
  - High visibility - High ridership lines and routes, at stations and on buses and trains.
  - Customer experience improvements:
    - Addressing locations with high incidents and ADA accessibility concerns
    - Surging during service disruptions, special events
  - Public safety:
    - Uniformed presence to make riders feel safe
    - Report safety, maintenance & cleanliness issues
    - Respond to medical incidents

*More than 60% of riders surveyed said seeing an Ambassador made them feel more safe*



## AMBASSADORS...

Are a visible presence that enhances riders' sense of personal safety and security.

**1,000,162**

Ambassador Engagements with riders (beyond a greeting)

Improved **response times by reporting** cleanliness and maintenance issues

**23,763**

Cleanliness/ maintenance issues

**10,563**

Graffiti Sightings

**5,222**

Escalator/Elevator Problems

Alerted first responders and outreach

**3,704**

Safety-related submissions  
on Transit Watch App

**1,192**

Phone calls to 911 or  
Metro's Security Operations Center

**Saved 215 Lives**

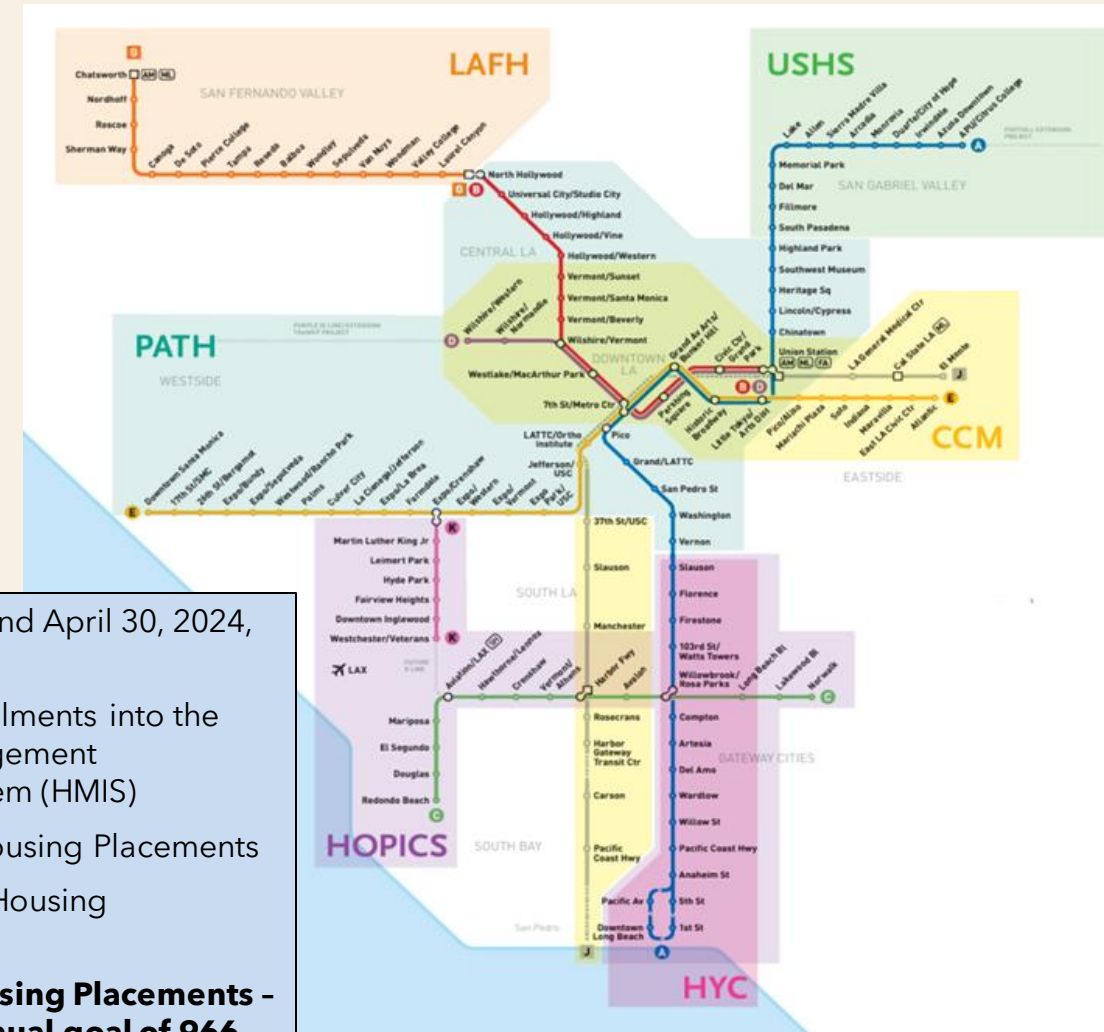
**166 + 49 = 215**

Lives **saved**  
**using Narcan**  
since April 2023

Lives saved  
using CPR,  
suicide intervention, etc.

# HOME OUTREACH TEAMS

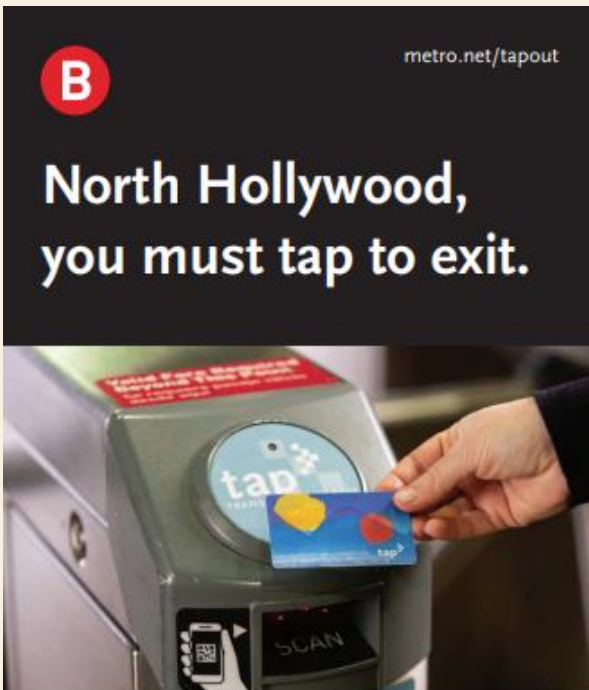
- All 24 multidisciplinary teams (MDT) onboarded - 19 are *ACTIVE*
- Six community-based organizations:
  - PATH
  - Christ Centered Ministries (CCM)
  - HOPICS
  - LA Family Housing
  - Union Station Homeless Services
  - Helpline Youth Counseling
- DHS Contract for Interim Beds (25 currently)
- Teams pair with SSLE & Ambassadors
- Operating M-F 7am - 6pm & Weekends 7am-3:30
  - *24hr coverage M-F on B, D & E lines*



Between July 1, 2023, and April 30, 2024, Metro MDTs have:

- **4,540** New Enrollments into the Homeless Management Information System (HMIS)
- **1,388** Interim Housing Placements
- **313** Permanent Housing Placements
- **1,701 Total Housing Placements - 176% of the annual goal of 966**

# STATION ACCESS CONTROL



**B** metro.net/tapout

**North Hollywood,  
you must tap to exit.**

Starting **May 28, 2024**, turnstiles will not open unless you tap your valid TAP card when you enter **and exit** North Hollywood Station.

Learn more at [metro.net/tapout](https://metro.net/tapout).

The system is safer when everyone on it is there for its intended purpose: transit.

Metro is:

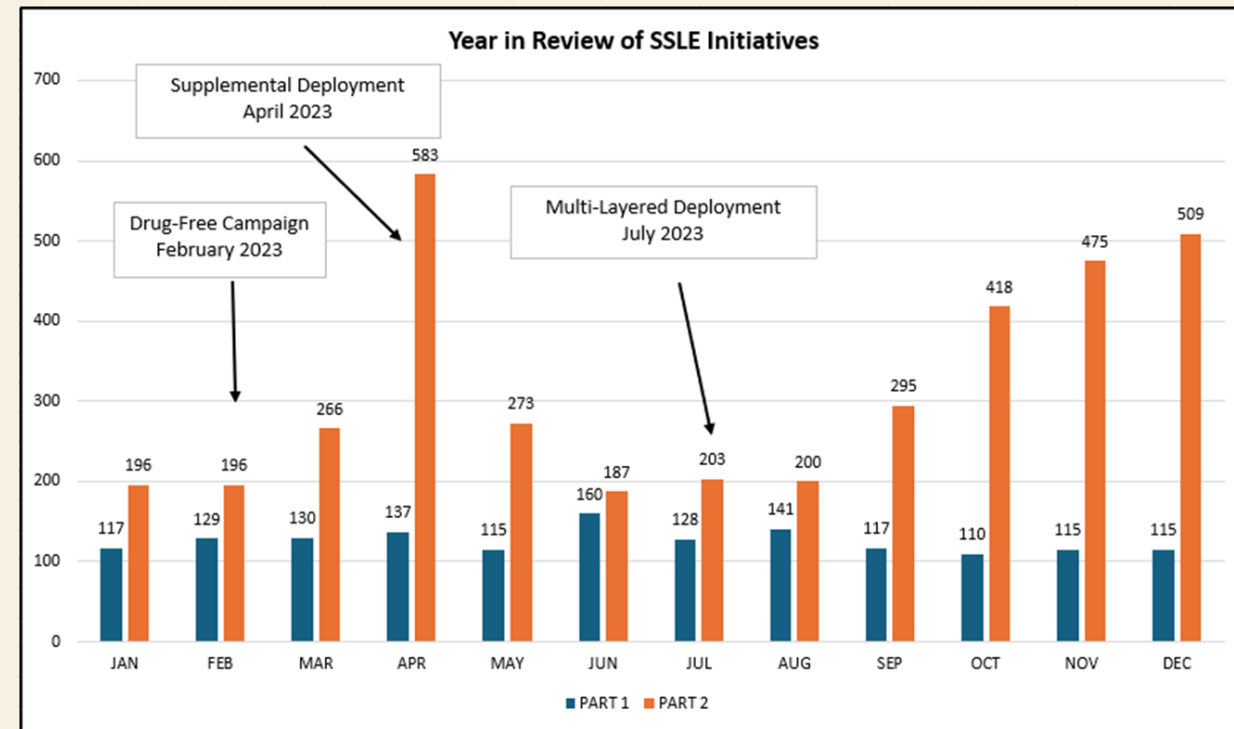
- Increasing fare enforcement through the surge of TSOs on the system.
- Launching a pilot program at the North Hollywood B Line station fare gates to see if requiring people to *also* tap OUT would help confirm that valid fare was paid, improving fare compliance.
- Right-sizing stations through interventions that improve lighting and control access to space.
- Evaluating possible fare gate improvements.



# IMPACT OF SAFETY STRATEGIES

In 2023, Metro significantly and strategically revised its approach to safety and security and implemented a deployment to address societal issues of untreated mental health and drug addiction, and post-COVID aggression that have impacted the Metro system.

- Addressed drug use assaults/weapon incidents, and trespassing incidents on the system.
- Enforcement of trespassing and drug-related crimes led to increased arrests.
- Resulted in a significant reduction of violent crime incidents and a 5.5% reduction overall when comparing 2022 VS 2023.



# LATEST CRIME STATISTICS

Systemwide	Mar-24	Feb-24	% Change Mar 24 vs Feb 24	Mar-23	% Change Mar 24 vs Mar 23
Crimes Against Persons	135	166	-18.7%	206	-34.5%
Ridership	25,880,698	23,031,303	12.4%	23,655,987	9.4%
Crimes Against Persons per 1 Million Boardings	5.22	7.21	-27.6%	8.71	-40.1%

Systemwide	Mar-24	Feb-24	% Change Mar 24 vs Feb 24	Mar-23	% Change Mar 24 vs Mar 23
Crimes Against Property	51	56	-8.9%	63	-19.0%
Ridership	25,880,698	23,031,303	12.4%	23,655,987	9.4%
Crimes Against Property per 1 Million Boardings	1.97	2.43	-19.0%	2.66	-26.0%

Systemwide	Mar-24	Feb-24	% Change Mar 24 vs Feb 24	Mar-23	% Change Mar 24 vs Mar 23
Crimes Against Society	365	274	33.2%	127	187.4%
Ridership	25,880,698	23,031,303	12.4%	23,655,987	9.4%
Crimes Against Society per 1 Million Boardings	14.10	11.90	18.5%	5.37	162.7%

## Per 1 Million Boardings

Total crime decreased by 1.1% compared to February 2024 and increased by 27.2% compared to March 2023.

- **Crimes Against Persons** decreased by 27.6% compared to February 2024 and decreased by 40.1% compared to March 2023.
- **Crimes Against Property** decreased by 19% compared to February 2024 and by 26% compared to March 2023.
- **Crimes Against Society** increased by 18.5% compared to February 2024 and by 162.7% compared to March 2023.



**QUESTIONS?**