

# SHLA LEGAL SERVICES: STATS AND OUTCOMES FOR FULL SCOPE CASES

Clear Filters

## Stay Housed LA: Legal Cases Overview

27,273

Total Cases Opened

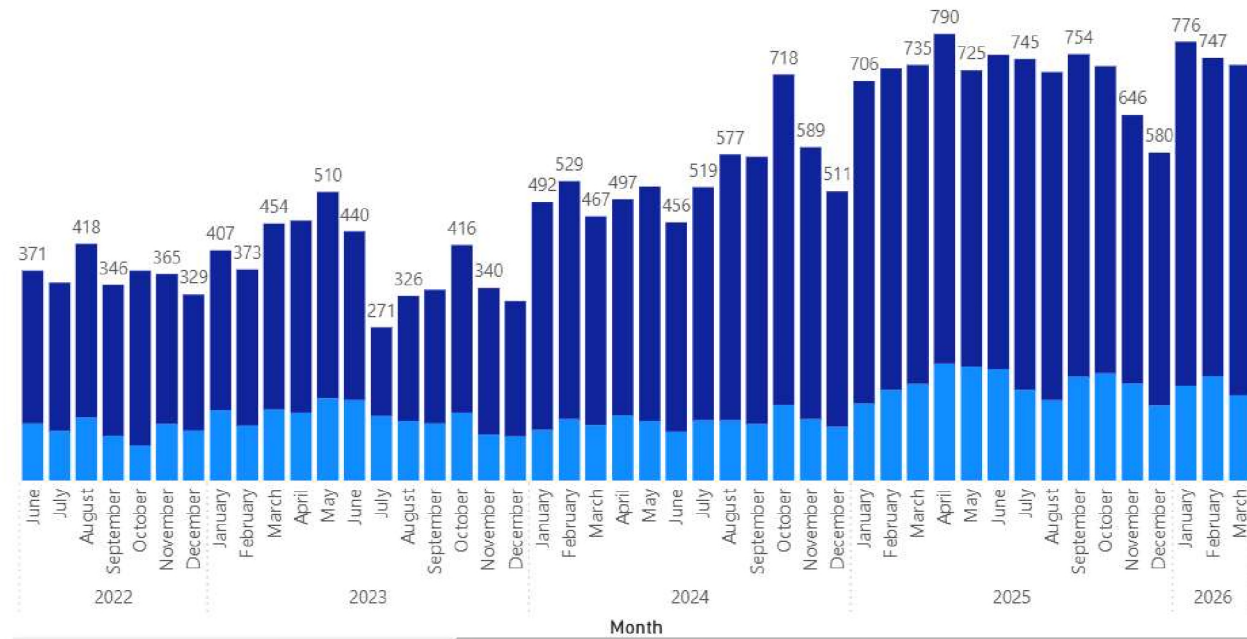
6,522

Full Scope Cases

20,751

Limited Scope Cases

level ● Full Scope ● Limited Scope



### Case Type Breakdown

**Full Scope:** Tenant received full representation for an unlawful detainer, rental assistance, or eviction prevention.

- UD: Tenant was represented in an unlawful detainer case.
- TEP: Tenant was represented in an unlawful detainer case after going through the Tenant Empowerment Program.
- Subsidized Housing: Tenant was represented in subsidy termination case.
- Prevention: Tenant received rental assistance to settle rent debt before a UD was filed.

**Limited Scope:** Tenant received legal advice or assistance filling out documents.

- UD: Tenant received counsel & advice about their unlawful detainer through a clinic or through their assigned LSP, if non-priority.
- Subsidized Housing: Tenant received limited legal services for their subsidized housing issue.
- TEP: Tenant participated in the Tenant Empowerment Program to learn to represent themselves in court.
- Prevention: Tenant received counsel & advice through the Stay Housed LA hotline or clinic, or tenant received limited legal services for language access and mental health.

Case Type	Number of Cases
Prevention - Full Scope	606
Prevention - Limited Scope	10581
Subsidized Housing - Full Scope	170
Subsidized Housing - Limited Scope	410
TEP - Full Scope	1060
TEP - Limited Scope	2871
UD - Full Scope	4685
UD - Limited Scope	6889
<b>Total</b>	<b>27272</b>

### NOTES

- The level of service (full scope versus limited scope) is estimated for open cases. The final level of service is recorded at case closing.
- Case numbers for previous months may fluctuate as LSPs clean up data and close out cases.

Clear Filters

# Stay Housed LA: Legal Cases Demographics

27,273

Total Cases Opened

6,522

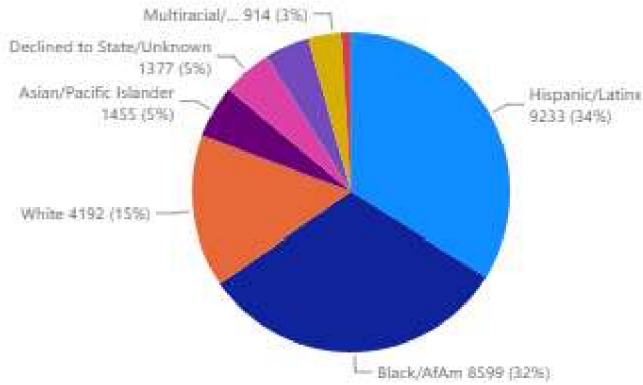
Full Scope Cases

20,751

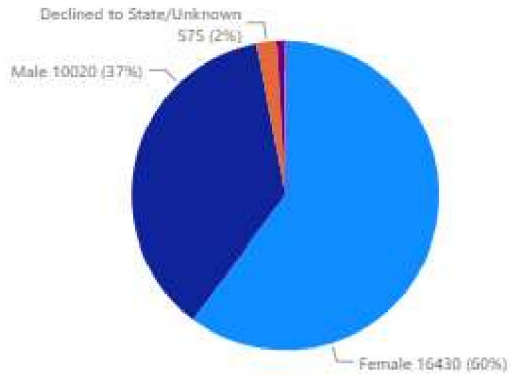
Limited Scope Cases

7,945 (29 %) Families with Children	8,493 (31 %) Disabled	2,151 (8 %) Lesbian/Gay/Bisexual	266 (1 %) Transgender	748 (3 %) Military Veteran	5,604 (21 %) DV/SA Survivor
-------------------------------------	-----------------------	----------------------------------	-----------------------	----------------------------	-----------------------------

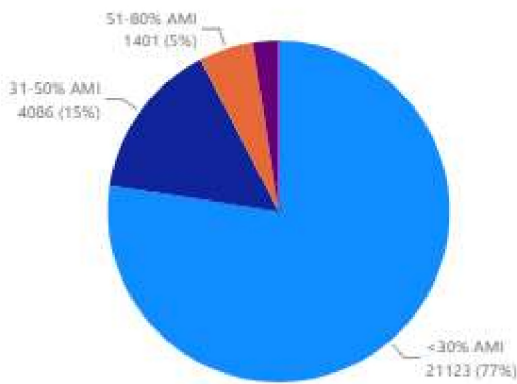
Race



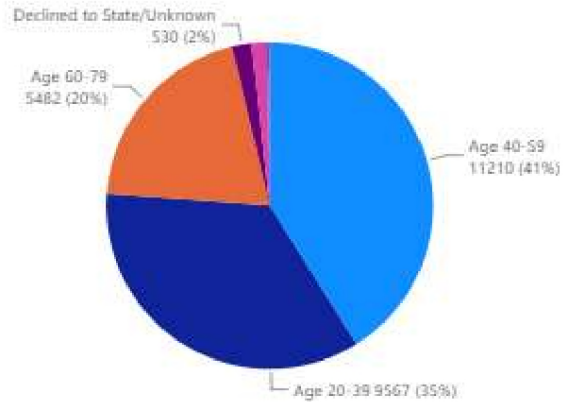
Gender



AMI Level



Age



Clear Filters

# Stay Housed LA: Full Scope Case Outcomes

August 2020 - May 2022

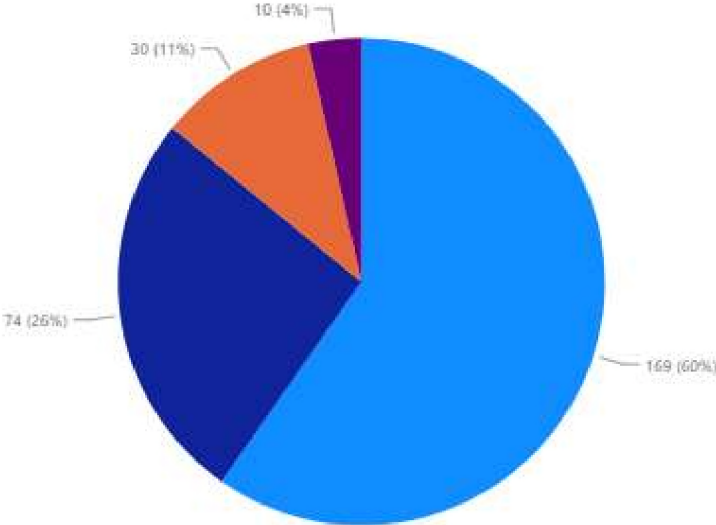
Case outcomes for full scope cases closed during this time period

283

Closed Full Scope Cases

Outcome

- Tenant Stayed in Home
- Soft Landing
- Other/Unknown
- Lost in Court



### Housing Outcomes

Out of 294 closed full scope cases:

- Tenant Stayed in Home:** 169 (57 %) tenants remained in their homes.
- Soft Landing:** 74 (25 %) tenants negotiated a soft landing to prevent homelessness, which can include extra time to move-out, waived back rent, moving expenses, and a sealed eviction record.
- Other:** 30 (10 %) of tenants received other assistance enforcing specific tenants rights. (See examples below)
- Unknown:** 30 (10 %) of cases do not have a recorded outcome due to incomplete data from the early pandemic.

Overall, 243 (82.65 %) tenants had a positive outcome through staying in their home, receiving time and money to move, or reducing/eliminating their rental debt.

### Economic Outcomes

Total economic benefits to tenants include:

- \$1,206,126 in short term economic benefits.** This includes court fee waivers, waived back rent, and relocation assistance.
- \$585,419 in long term economic benefits.** This is savings to the tenant over three years due to not moving. Calculated as the difference between the tenant's rent and the Fair Market Rent over 36 months, plus \$2,000 in relocation expenses.

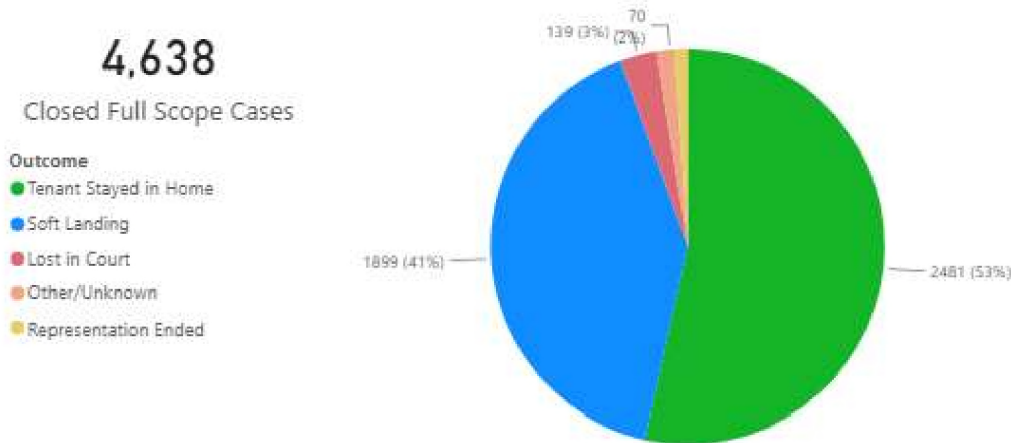
### \*Other Outcomes

- Prevented, Ended or Obtained Relief from Unfair or Illegal Behavior, or Otherwise Enforced Rights or Obtained Remedies Related to Housing
- Enforced Rights to Safe and Habitable Housing
- Obtained Other Housing Benefit
- Preserved Housing Voucher
- Accessed client's right to the justice system
- Obtained trial hearing/preparation
- Obtained advice regarding housing matters.

# Stay Housed LA: Full Scope Case Outcomes

## May 2022 - Present

Case outcomes for full scope cases closed during this time period.



### Out of 4,638 closed full scope cases:

- **Tenant Stayed in Home:** 2,481 (53 %) tenants remained in their homes.
- **Moveout/Soft Landing:** 1,899 (41 %) tenants negotiated a soft landing to prevent homelessness, which can include extra time to move-out, waived back rent, moving expenses, and a sealed eviction record.  
*Median extra time to move-out: 5.2 months*  
*Median economic benefit: \$9,675 (includes relocation expenses, rental assistance, and court fee waivers)*
- **Representation Ended:** 49 (1.06 %) Tenant lost contact or LSP subbed out.
- **Lost in Court:** 139 (2.8 %)

**How many tenants won their case?** Eviction cases rarely go to trial - the "How did the case close?" chart below shows the majority of cases ending in a settlement or dismissal before trial. A "win" is preventing homelessness, whether the tenant remains in their home or negotiates a favorable settlement for a moveout. Overall, **4,380 (94.44 %)** of cases prevented homelessness by keeping the tenant in their home or giving them time and resources to move out.

### Total economic benefits to tenants include:

- **\$35,045,793 in short term economic benefits.** This includes court fee waivers, waived back rent, and relocation assistance.
- **\$37,834,622 in long term economic benefits.** This is savings to the tenant over three years due to *not* moving. Calculated as the difference between the tenant's rent and the Fair Market Rent over 36 months, plus \$2,000 in relocation expenses.

## SHLA RENTAL ASSISTANCE THROUGH MARCH 2026

Clear Filters

### Stay Housed LA: UD Rental Assistance

**Total Approved Applications**

**1,607**

**Total Assistance**

**\$15,221,944**

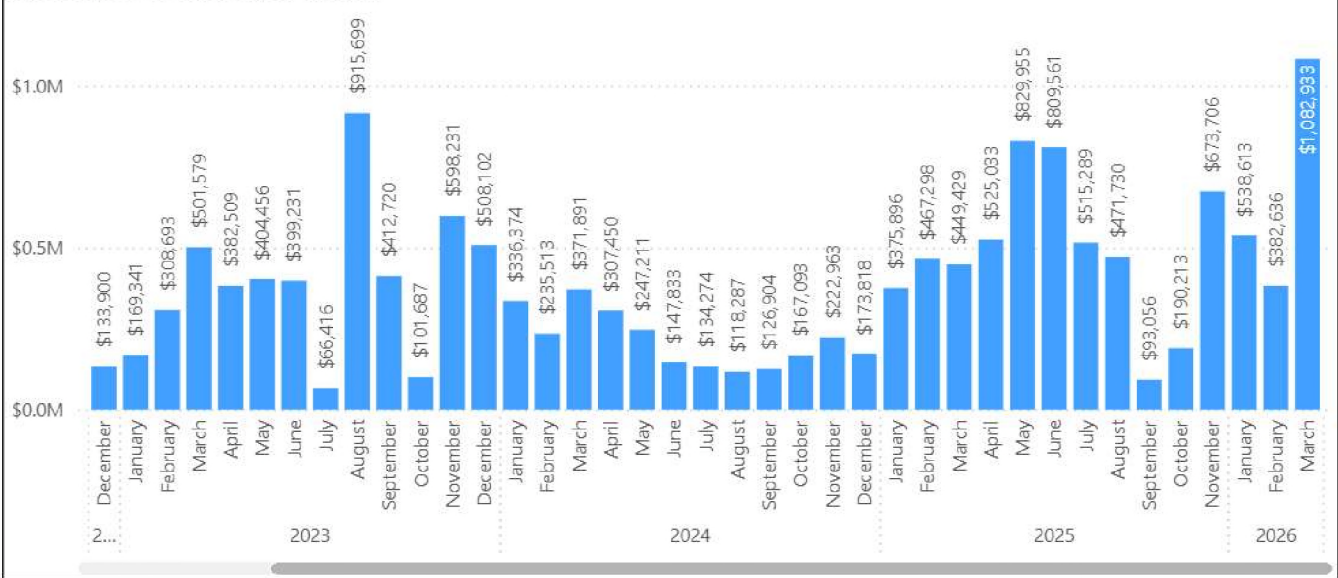
**Average Months of Assistance**

**11.3**

**Average Assistance**

**\$9,478**

Assistance Provided per Month



## SHLA: OUTREACH AND EDUCATION STATS THROUGH MARCH 2026

Stay Housed L.A. City Outreach + Education Cumulative Progress Report

The table below shows the deliverables completed by Stay Housed L.A. City subcontractors during the reporting period, as outlined in Exhibit G of Contract C136260 Eviction Defense Program.

Table 2. Task 2 Outreach + Education Deliverables Completed Since June 2021

(City of L.A. Program Start)

Deliverable	Subtask, if applicable	Total
Tenants Reached via Direct Tenant Outreach	Task 2, Subtask A	873,711
Number of educational events	Task 2, Subtask B	1,023
Number of tenant navigation services provided	n/a	78,847

<sup>1</sup> Subcontracting organizations for Stay Housed L.A. City currently include Alliance of Californians for Community Empowerment (ACCE), Communities for a Better Environment, Los Angeles Community Action Network, Los Angeles Center for Community Law and Action, Strategic Actions for a Just Economy, Inquilinos Unidos, and People Organized for Westside Renewal (POWER).