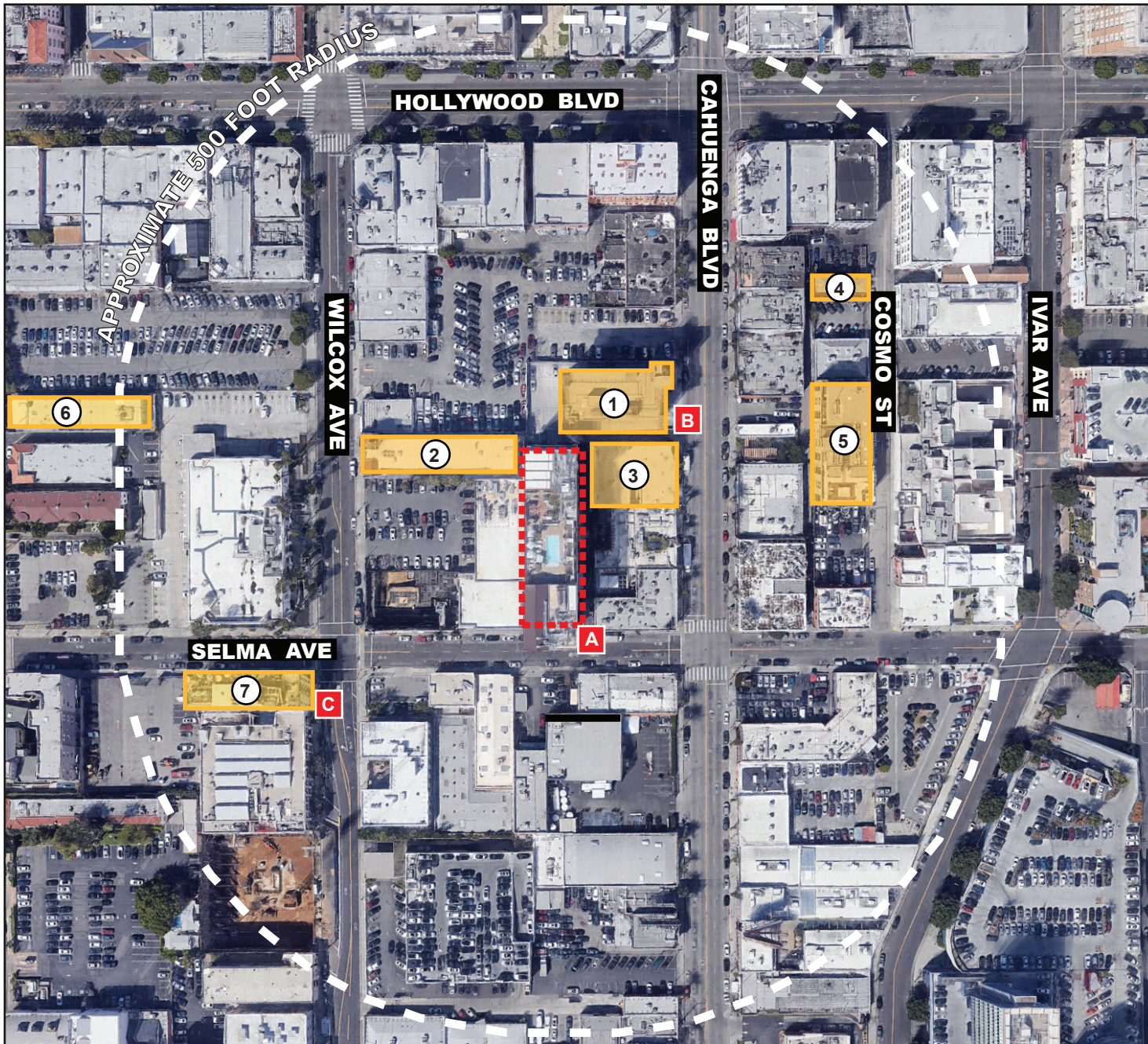


ATTACHMENT 3


Noise Monitoring Data








[This Page Intentionally Left Blank]




LEGEND


 Project Site Boundary


 Sensitive Receptors:

-  Artist Publishing Group Recording Studio
-  Mark Twain Hotel
-  Hotel West Inn Hollywood
-  Hollywood Space Rentals 2 Hostel
-  Apartments
-  USA Hostels Hollywood
-  Mama Shelter Los Angeles Hotel

 Noise Monitoring Locations

 Leq: 67.2 dB
Lmin: 55.5 dB
Lmax: 83.3 dB

 Leq: 70.1 dB
Lmin: 55.7 dB
Lmax: 83.9 dB

 Leq: 74.0 dB
Lmin: 58.1 dB
Lmax: 88.1 dB



Source: Google Earth, Aerial View, 2019.



Summary

File Name on Meter 831_Data.253
Serial Number 0003748
Model Model 831
Firmware Version 2.311
User Rachel Mills-Coyne
Job Description Dream Hotel
Location A: On the north side of Selma Avenue, adjacent to the Project Site
Noise Sources: Major vehicle activity, trucks and delivery trucks, major pedestrian activity, dog walkers, patrons of surrounding commercial/retail


Measurement

Description
Start 2019-11-12 10:49:04
Stop 2019-11-12 11:04:04
Duration 00:15:00.0
Run Time 00:15:00.0
Pause 00:00:00.0

Pre Calibration 2019-11-12 09:46:41
Post Calibration None
Calibration Deviation ---

Overall Settings

RMS Weight	A Weighting		
Peak Weight	Z Weighting		
Detector	Slow		
Preamp	PRM831		
Microphone Correction	Off		
Integration Method	Linear		
Gain	0.0 dB		
Overload	142.3 dB		
	A	C	Z
Under Range Peak	74.7	71.7	76.7 dB
Under Range Limit	26.0	26.2	31.3 dB
Noise Floor	16.8	17.0	22.1 dB

Results

LAeq	67.2 dB	
LAE	96.7 dB	
EA	520.124 $\mu\text{Pa}^2\text{h}$	
LZpeak (max)	2019-11-12 11:02:52	109.0 dB
LASmax	2019-11-12 11:02:52	83.3 dB
LASmin	2019-11-12 11:02:02	55.5 dB
SEA	-99.9 dB	

LAS > 65.0 dB (Exceedance Counts / Duration)	37	317.0 s
LAS > 85.0 dB (Exceedance Counts / Duration)	0	0.0 s
LZpeak > 135.0 dB (Exceedance Counts / Duration)	0	0.0 s
LZpeak > 137.0 dB (Exceedance Counts / Duration)	0	0.0 s
LZpeak > 140.0 dB (Exceedance Counts / Duration)	0	0.0 s

Community Noise	Ldn	LDay 07:00-22:00	Lden	LDay 07:00-19:00
	67.2	67.2	67.2	67.2

LCeq	79.0 dB
LAeq	67.2 dB
LCeq - LAeq	11.8 dB
LAleq	70.1 dB
LAeq	67.2 dB
LAleq - LAeq	2.9 dB

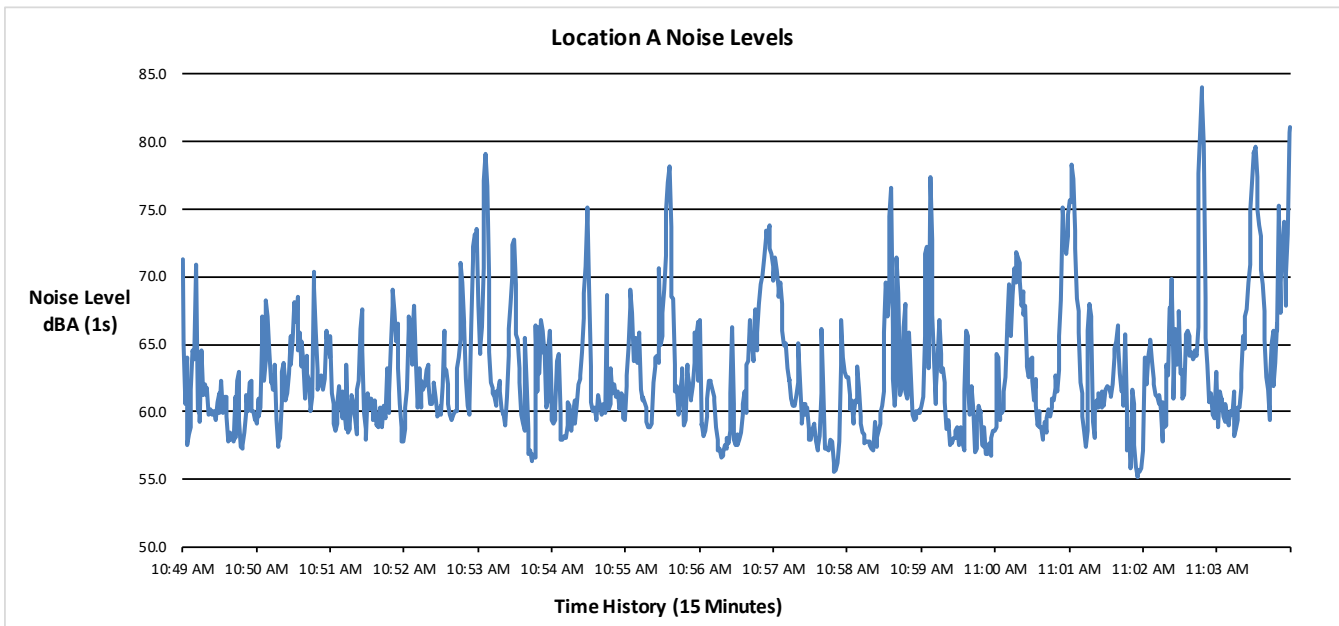
Leq
 LS(max)
 LF(max)
 LI(max)
 LS(min)
 LF(min)
 LI(min)
 LPeak(max)

A	
dB	Time Stamp
67.2	
83.3	2019/11/12 11:02:52
86.1	2019/11/12 11:02:52
86.7	2019/11/12 11:02:52
55.5	2019/11/12 11:02:02
54.6	2019/11/12 11:02:00
55.3	2019/11/12 11:02:01
99.9	2019/11/12 11:04:03

Overloads 0
 Overload Duration 0.0 s

Statistics

LAS5.00 72.9 dB
 LAS10.00 69.9 dB
 LAS33.30 64.1 dB
 LAS50.00 62.0 dB
 LAS66.60 60.6 dB
 LAS90.00 58.5 dB



Summary

File Name on Meter 831_Data.255
Serial Number 0003748
Model Model 831
Firmware Version 2.311
User Rachel Mills-Coyne
Job Description Dream Hotel Project
Location B: On the western side of Cahuenga Boulevard, northeast of the Project Site
Noise Sources: Major vehicle use, cars, trucks, delivery trucks, moderate pedestrian use, use of electric scooters


Measurement

Description
Start 2019-11-12 11:56:33
Stop 2019-11-12 12:11:33
Duration 00:15:00.0
Run Time 00:15:00.0
Pause 00:00:00.0

Pre Calibration 2019-11-12 09:46:41
Post Calibration None
Calibration Deviation ---

Overall Settings

RMS Weight A Weighting
Peak Weight Z Weighting
Detector Slow
Preamp PRM831
Microphone Correction Off
Integration Method Linear
Gain 0.0 dB
Overload 142.3 dB

	A	C	Z
Under Range Peak	74.7	71.7	76.7 dB
Under Range Limit	26.0	26.2	31.3 dB
Noise Floor	16.8	17.0	22.1 dB

Results

LAeq	70.1 dB	
LAE	99.6 dB	
EA	1.012 mPa ² h	
LZpeak (max)	2019-11-12 12:03:01	102.2 dB
LASmax	2019-11-12 12:03:01	83.9 dB
LASmin	2019-11-12 12:03:54	55.7 dB
SEA	-99.9 dB	
LAS > 65.0 dB (Exceedance Counts / Duration)	19	689.9 s
LAS > 85.0 dB (Exceedance Counts / Duration)	0	0.0 s
LZpeak > 135.0 dB (Exceedance Counts / Duration)	0	0.0 s
LZpeak > 137.0 dB (Exceedance Counts / Duration)	0	0.0 s
LZpeak > 140.0 dB (Exceedance Counts / Duration)	0	0.0 s

Community Noise	Ldn	LDay 07:00-22:00	Lden	LDay 07:00-19:00
	70.1	70.1	70.1	70.1

LCeq	77.3 dB
LAeq	70.1 dB
LCeq - LAeq	7.2 dB
LAeq	71.6 dB
LAeq	70.1 dB
LAeq - LAeq	1.6 dB

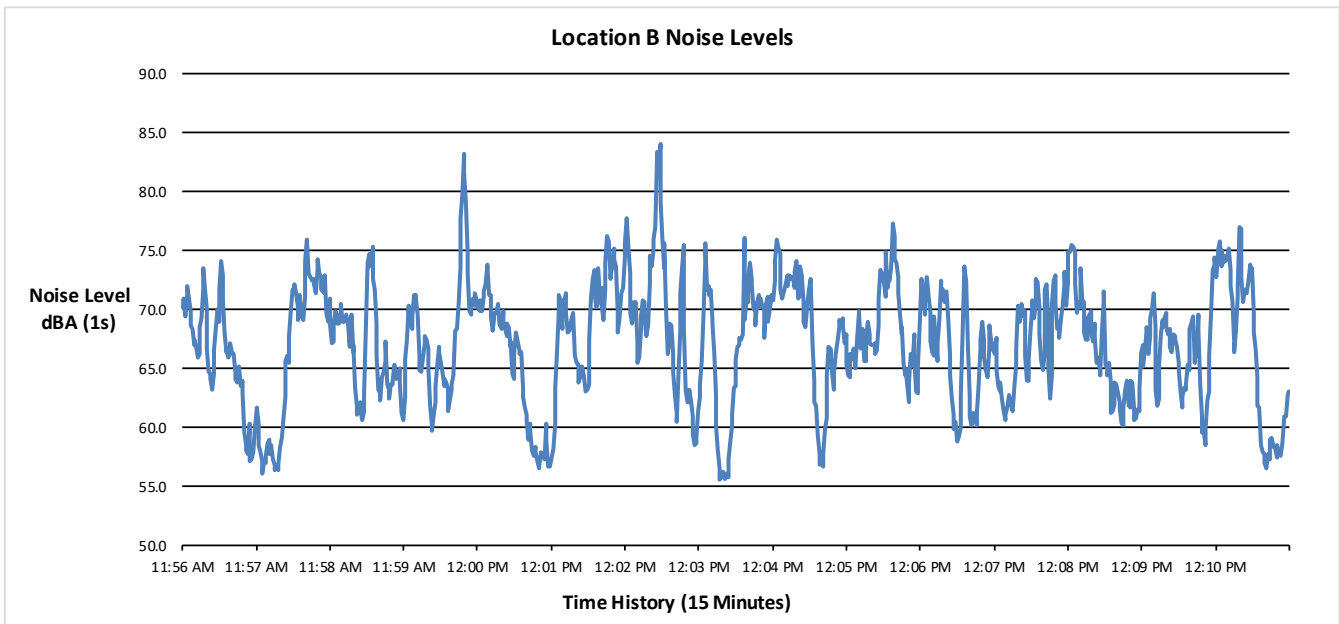
Leq
 LS(max)
 LF(max)
 LI(max)
 LS(min)
 LF(min)
 LI(min)
 LPeak(max)

A	
dB	Time Stamp
70.1	
83.9	2019/11/12 12:03:01
87.1	2019/11/12 12:03:01
89.7	2019/11/12 12:03:01
55.7	2019/11/12 12:03:54
54.6	2019/11/12 12:03:53
55.4	2019/11/12 12:03:54
96.1	2019/11/12 12:03:01

Overloads 0
 Overload Duration 0.0 s

Statistics

LAS5.00 74.5 dB
 LAS10.00 73.1 dB
 LAS33.30 69.9 dB
 LAS50.00 67.8 dB
 LAS66.60 65.4 dB
 LAS90.00 59.8 dB



Summary

File Name on Meter 831_Data.254
Serial Number 0003748
Model Model 831
Firmware Version 2.311
User Rachel Mills-Coyne
Job Description Dream Hotel Project
Location C: On the southwest corner of Selma Avenue and Wilcox Avenue, southwest of the Project Site
Noise Sources: Moderate but consistent vehicular use, delivery trucks and trash trucks, moderate pedestrian use near Mama Shelter Hotel


Measurement

Description
Start 2019-11-12 11:18:23
Stop 2019-11-12 11:33:23
Duration 00:15:00.0
Run Time 00:15:00.0
Pause 00:00:00.0

Pre Calibration 2019-11-12 09:46:41
Post Calibration None
Calibration Deviation ---

Overall Settings

RMS Weight A Weighting
Peak Weight Z Weighting
Detector Slow
Preamp PRM831
Microphone Correction Off
Integration Method Linear
Gain 0.0 dB
Overload 142.3 dB

	A	C	Z
Under Range Peak	74.7	71.7	76.7 dB
Under Range Limit	26.0	26.2	31.3 dB
Noise Floor	16.8	17.0	22.1 dB

Results

LAeq 74.0 dB
LAE 103.5 dB
EA 2.495 mPa²h
LZpeak (max) 2019-11-12 11:25:47 106.1 dB
LASmax 2019-11-12 11:26:25 88.1 dB
LASmin 2019-11-12 11:23:34 58.1 dB
SEA -99.9 dB

LAS > 65.0 dB (Exceedance Counts / Duration)	20	795.4 s
LAS > 85.0 dB (Exceedance Counts / Duration)	3	7.4 s
LZpeak > 135.0 dB (Exceedance Counts / Duration)	0	0.0 s
LZpeak > 137.0 dB (Exceedance Counts / Duration)	0	0.0 s
LZpeak > 140.0 dB (Exceedance Counts / Duration)	0	0.0 s

Community Noise	Ldn	LDay 07:00-22:00	Lden	LDay 07:00-19:00
	74.0	74.0	74.0	74.0
LCeq	80.6 dB			
LAeq	74.0 dB			
LCeq - LAeq	6.6 dB			
LAlaq	77.8 dB			
LAeq	74.0 dB			
LAlaq - LAeq	3.9 dB			

	A	
	dB	Time Stamp
Leq	74.0	
LS(max)	88.1	2019/11/12 11:26:25
LF(max)	91.5	2019/11/12 11:19:51
LI(max)	92.6	2019/11/12 11:26:24
LS(min)	58.1	2019/11/12 11:23:34
LF(min)	56.9	2019/11/12 11:23:34
LI(min)	57.2	2019/11/12 11:23:34
LPeak(max)	100.9	2019/11/12 11:30:57

Overloads 0
 Overload Duration 0.0 s

Statistics

LAS5.00	79.7 dB
LAS10.00	78.1 dB
LAS33.30	72.6 dB
LAS50.00	69.6 dB
LAS66.60	67.2 dB
LAS90.00	63.4 dB

