

Communication from Public

Name:

Date Submitted: 05/31/2023 01:53 AM

Council File No: 23-0340

Comments for Public Posting: RE: City Council File 23-0340, Case: CPC-2022-5865-CU-SPR-1A, Environmental: ENV-2022-5866-MND Dear City Council Members and City Council Planning and Land Use Management Committee Members, Please reject the Letter of Determination issued by City Planning, support the appeals filed and order a full EIR to be conducted before anything is reviewed or approved for this project. What Valor Academy is doing is unethical and trying to bypass work that local residents have worked so hard on.

Dear City Council Members and City Council Planning and Land Use Management Committee Members,

I, and I encourage you, support the appeals because not only is this unethical but we also NEED more green spaces. This is not an opinion, this is fact. There is literally only one park in North Hills compared to Northridge, for example, you can count five park and green areas on a map. Everyone can benefit from a park. The loss of third places, places that are not home or school/work, in our culture is not something we should take lightly, it can enrich the community and its values to bring a brighter future, which I guess students won't have because some selfish company and some guy that doesn't even live in the area that just happens to own a piece of land. Students and the general public can get more out of the museum and a park than the faculty who will be lodged in a run down building that will get no enhancements, because it's already deemed a historical landmark and can't get a greige redesign to bring up its market value.

Also, I don't know about you but, when I was a kid I was running around all over the place. The plot of land is too small for 500 children, where the hell are these kids going to run around. The staff parking lot? The streets? If they do utilize the rooftop area, which would probably still not be enough space for 500 children during breaks given that they're going to lose some square footage for the building itself along with other amenities, if there's a fence up there, kids do like to climb things. I think you can paint the rest of the picture. And we can't forget about emergencies and drills where all personnel need to evacuate the building, I think at some point they would start overflowing to the sidewalks.

An argument that May Oey, founding principle at Valor academy, made by phone comment at the council meeting at May 23, 2023 about how it's not fair that students in the community have to seek nooks and crannies to find the resources and enrichment, yet there is really nothing to brag about this this project. There's already 12 elementary schools in the small area that is North Hills, as well as an appropriately sized middle school quite literally half a block east (not to mention there's yet another Valor school near that one too) and an elementary school just a few more blocks down west of plummer. The plot proposed for the school is so damn small it's in a nook in a residential area, sandwiched between houses on a fairly busy street. There would be no room for parking for events or even DROP-OFF AND PICK-UP times, parents and guardians would have to resort to parking in restricted areas or even putting the lives of the kids in danger by J-walking in times of high traffic hours. And the cherry on top, there is a freeway a couple hundred feet from the said location. Literal nooks and crannies if you ask me.

This doesn't stop there, these kids won't even get a chance to enjoy their lives in the future because of small actions like these that don't take account for the environment, by way of not introducing more green areas further exaggerating aspects that lead to our climate crisis. Other letters might already state this but just in case let me feature some more points a fellow community member has made on other environmental and ethical issues:

- Federal, State and City advise against building schools near a freeway (depending on the entity the minimum distance is 500-1,000 feet), the location is 440 feet from the 405 freeway
- The decision was made without a full Environmental Impact Review being conducted on the site, instead a Mitigated Negative Declaration was filed which did not consider many important factors such as the area being right under the flight path for the Van Nuys Airport and the increasing flight traffic, the upcoming widening of the median along Sepulveda (meaning losing one or two traffic lanes), the actual quality of air for the project site and the environmental impact that this project will have on the students and staff of this school as well as residents.
- The Project as analyzed will adversely affect public health due to the Project's proximity to I-405 and the unmitigated impacts to future students and school staff, will adversely affect adjacent properties due to unmitigated noise impacts and, and does not comply with the applicable community plan by failing to consult with LAPD prior to Project approval.
- The City's Air Quality Analysis Fails To Consider The Existing Air Quality Burden In The Already Impacted Census Tract.

- The MND does not provide a quantitative analysis for noise from on-site operations such as activity in the play area, trash-hauling, or traffic noise and other activity during pick up/drop off along the driveway directly adjacent to residences.
- Not enough parking: projected maximum enrollment is for up to 552 students, there will be 49 parking spaces they currently have 44 staff members with an enrollment of under 400 students.
- The parking lot is not large enough to allow for enough cars to queue on site to keep traffic from neighboring streets

If this plan gets to continue forward then not only will this be a missed opportunity do to justice to it's local community and environment, this will be a detriment to all the student's future who have no say in attending. Sadly the people that choose to partake in this school will do so because lack of knowledge and further giving disadvantaged communities, for lack of a better word, yet another disadvantage. These people don't care about the community that say they serve. What Valor Academy is doing very unethical of them to do. Who knows what else they'll be up to if this were to go through.

And finally, lets not beat around the bush, Valor academy doesn't have that great of academic performance and neither do other schools in the area, however you shouldn't try to put out fire with fire. Resources should go to already established schools in the area rather than spreading them thin. There should be more free and public community areas where people, not limited to just students, can go and make some memories and enjoy the present after a long day. Otherwise, a third place.

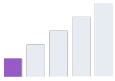


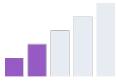

Thank you for reading, sincerely,
A Life Long Community Member

P.S. Attached are the 2022 reports from School Dashboard (<https://www.caschooldashboard.org/>) of how Valor Academy middle school and high school preform.

Valor Academy Middle

Explore the performance of Valor Academy Middle under California's Accountability System.

Due to the COVID-19 pandemic, state law allows the 2022 Dashboard to only display the most current year of data (also known as Status). For this year only, performance levels will be reported using one of five Status levels (ranging from Very High, High, Medium, Low, and Very Low) for state measures. Please note that the Status levels associated with the Chronic Absenteeism and Suspension Rate Indicators are reversed (ranging from Very Low, Low, Medium, High, and Very High). Information regarding this year's Dashboard data is available within the [Dashboard Communications Toolkit](#).

<div>Chronic Absenteeism</div> <div></div> <div>Very High</div>	<div>Suspension Rate</div> <div></div> <div>Medium</div>	<div>English Learner Progress</div> <div></div> <div>Medium</div>	<div>English Language Arts</div> <div></div> <div>Low</div>
<div>Mathematics</div> <div></div> <div>Low</div>	<div>Basics: Teachers, Instructional Materials, Facilities</div> <div>STANDARD MET</div>	<div>Implementation of Academic Standards</div> <div>STANDARD MET</div>	<div>Parent and Family Engagement</div> <div>STANDARD MET</div>
<div>Local Climate Survey</div> <div>STANDARD MET</div>	<div>Access to a Broad Course of Study</div> <div>STANDARD MET</div>		

School Details

<div>NAME</div> Valor Academy Middle	<div>ADDRESS</div> 9034 Burnet Avenue North Hills, CA 91343-2319	<div>WEBSITE</div> https://www.brightstars...	<div>GRADES SERVED</div> 5-8
<div>CHARTER</div> Yes	<div>DASHBOARD ALTERNATIVE SCHOOLS STATUS</div> No		

Student Population

Explore information about this school's student population.

Enrollment

511

Socioeconomically Disadvantaged

95.7%

English Learners

28.2%

Foster Youth

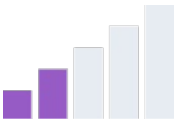
0%

Academic Performance

View Student Assessment Results and other aspects of school performance.

LEARN MORE

English Language Arts



Low

21.4 points below standard

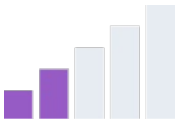
EQUITY REPORT

Number of Student Groups in Each Level

2 Very Low	2 Low	0 Medium
0 High	0 Very High	

LEARN MORE

Mathematics



Low

76.4 points below standard

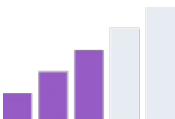
EQUITY REPORT

Number of Student Groups in Each Level

2 Very Low	2 Low	0 Medium
0 High	0 Very High	

LEARN MORE

English Learner Progress



Medium

53.6% making progress towards English language proficiency

Local Indicators

LEARN MORE

Implementation of Academic Standards

STANDARD MET

Academic Engagement

See information that shows how well schools are engaging students in their learning.

[LEARN MORE](#)

Chronic Absenteeism

Very High

20.5% chronically absent

EQUITY REPORT

Number of Student Groups in Each Level

4 Very High	0 High	0 Medium
0 Low	0 Very Low	

Local Indicators

[LEARN MORE](#)

Access to a Broad Course of Study

STANDARD MET

Conditions & Climate

View data related to how well schools are providing a healthy, safe and welcoming environment.

[LEARN MORE](#)

Suspension Rate



Medium

**5.9% suspended at
least one day**

EQUITY REPORT

Number of Student Groups in Each Level

0 Very High	1 High	3 Medium
0 Low	0 Very Low	

Local Indicators

LEARN MORE

**Basics: Teachers,
Instructional Materials,
Facilities**

STANDARD MET

LEARN MORE

**Parent and Family
Engagement**

STANDARD MET

LEARN MORE

Local Climate Survey






STANDARD MET



Valor Academy High

Explore the performance of Valor Academy High under California's Accountability System.

Due to the COVID-19 pandemic, state law allows the 2022 Dashboard to only display the most current year of data (also known as Status). For this year only, performance levels will be reported using one of five Status levels (ranging from Very High, High, Medium, Low, and Very Low) for state measures. Please note that the Status levels associated with the Chronic Absenteeism and Suspension Rate Indicators are reversed (ranging from Very Low, Low, Medium, High, and Very High). Information regarding this year's Dashboard data is available within the [Dashboard Communications Toolkit](#).

<div>Suspension Rate</div> <div><div>Medium</div></div>	<div>English Learner Progress</div> <div><div>Low</div></div>	<div>Graduation Rate</div> <div><div>Very High</div></div>	<div>College/Career</div> <div>Not Reported in 2022</div>
<div>English Language Arts</div> <div><div>Low</div></div>	<div>Mathematics</div> <div><div>Very Low</div></div>	<div>Basics: Teachers, Instructional Materials, Facilities</div> <div>STANDARD MET</div>	<div>Implementation of Academic Standards</div> <div>STANDARD MET</div>
<div>Parent and Family Engagement</div> <div>STANDARD MET</div>	<div>Local Climate Survey</div> <div>STANDARD MET</div>	<div>Access to a Broad Course of Study</div> <div>STANDARD MET</div>	

School Details

<div>NAME</div> Valor Academy High	<div>ADDRESS</div> 9356 Lemona Avenue North Hills, CA 91343-3416	<div>WEBSITE</div> https://www.brightstars...	<div>GRADES SERVED</div> 9-12
<div>CHARTER</div> Yes	<div>DASHBOARD ALTERNATIVE SCHOOLS STATUS</div> No		

Student Population

Explore information about this school's student population.

Enrollment

533

Socioeconomically Disadvantaged

95.3%

English Learners

13.5%

Foster Youth

0%

Academic Performance

View Student Assessment Results and other aspects of school performance.

LEARN MORE

English Language Arts

Low

26.2 points below standard

EQUITY REPORT

Number of Student Groups in Each Level

1 Very Low	2 Low	0 Medium
0 High	0 Very High	

LEARN MORE

Mathematics

Very Low

117.8 points below standard

EQUITY REPORT

Number of Student Groups in Each Level

3 Very Low	0 Low	0 Medium
0 High	0 Very High	

LEARN MORE

English Learner Progress

Low

35% making progress towards English language proficiency

LEARN MORE

College/Career

Not Reported In 2022

Local Indicators

LEARN MORE

Implementation of Academic Standards


STANDARD MET

Academic Engagement

See information that shows how well schools are engaging students in their learning.

[LEARN MORE](#)

Graduation Rate



Very High

95.2% graduated

EQUITY REPORT

Number of Student Groups in Each Level

0 Very Low	0 Low	0 Medium
0 High	2 Very High	

Local Indicators

[LEARN MORE](#)

Access to a Broad Course of Study

STANDARD MET

Conditions & Climate

View data related to how well schools are providing a healthy, safe and welcoming environment.

[LEARN MORE](#)

Suspension Rate

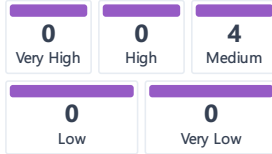


Medium

2.2% suspended at
least one day

EQUITY REPORT

Number of Student Groups in Each Level



Local Indicators

LEARN MORE

Basics: Teachers,
Instructional Materials,
Facilities

STANDARD MET

LEARN MORE

Parent and Family
Engagement

STANDARD MET

LEARN MORE

Local Climate Survey

STANDARD MET

