

0220-03145-0415


**TRANSMITTAL**

TO The City Council	DATE 04-16-26	COUNCIL FILE NO. 25-1533
FROM Proposition K – L.A. For Kids Steering Committee		COUNCIL DISTRICT All CDs

At its special meeting held on April 16, 2026, the L.A. for Kids Steering Committee approved the recommendations of the Office of the City Administrative Officer and Bureau of Engineering (BOE)'s 2026-27 Proposition K Annual Assessment report, which is hereby transmitted for Council consideration, subject to the approval of the Mayor.

Adoption of the report recommendations would authorize: 1) current-year budget adjustments that include the award of 2025-26 Proposition K maintenance funds (\$4.8 million) and additional specified "GAP" funds (\$19.1 million); 2) the proposed 2025-26 expenditure plan and funding earmarks for 2026-27; 3) allocation of residual funds to priority projects (\$15.0 million) and additional future funds to projects with identified shortfalls; and, 4) various implementing authorities, as detailed in the attached report.

As projects funded through the program are completed, there is an anticipated General Fund impact for additional operating and maintenance (O&M) costs that will be addressed through the future City budgets.

  
 \_\_\_\_\_  
*for* Matthew W. Szabo  
 City Administrative Officer  
 Chair, L.A. For Kids Steering Committee

MWS:EYL:05260127

**REPORT FROM**

**OFFICE OF THE CITY ADMINISTRATIVE OFFICER**

---

Date: April 16, 2026

CAO File No.: N/A  
Council District: All

To: Proposition K – L.A for Kids Steering Committee

From: L.A. for Kids Steering Committee, CAO Staff  
Matthew W. Szabo, City Administrative Officer  
Sharon Tso, Chief Legislative Analyst  
Matt Hale, Office of the Mayor

Subject: **FISCAL YEAR 2026-27 PROPOSITION K ASSESSMENT REPORT**

---

**RECOMMENDATIONS**

That the City Council, subject to the concurrence of the Mayor:

1. Adopt the attached City Engineer’s Report for the 2026-27 Proposition K Assessment (Attachment 8);
2. Adopt the Resolution of Intention to Levy an Assessment authorized by Proposition K, pursuant to the Landscaping and Lighting Act of 1972 (Attachment 9);
3. Adopt the Ordinance of Intention to Levy an Assessment authorized by Proposition K, pursuant to the Landscaping and Lighting Act of 1972 (Attachment 10);
4. Approve the Fiscal Year (FY) 2025-26 maintenance awards totaling \$4.8 million (Attachment 7);
5. Approve the reprogramming of FY 2025-26 funding allocations (Attachments 1, 5, and 12);
6. Approve the 2025-26 Proposition K inflation award totaling \$0.0 million (Attachment 11);
7. Approve the 2025-26 Proposition K additional specified (“GAP”) funding awards totaling \$6.4 million (Attachment 12);
8. Approve the Health Alternatives to Smoking (HATS) Trust Fund award of \$635,437, including any added interest to the amount advertised in the Request for Procurement (RFP) such that all amounts in the fund are used in the disbursement of the awarded funds, for the Anderson Memorial Senior Center project as discussed in Section 6;

9. Approve the Vermont/SNAP Parks First Trust Fund (SNAP) award of \$1,252,734, including any added interest to the amount advertised in the RFP such that all amounts in the fund are used in the disbursement of the awarded funds, for the Barnsdall Art Park Restoration Project as discussed in Section 6;
10. Authorize the City Engineer to execute or amend grant agreements with Proposition K grantees that are recommended for FY 2026-27 project allocations (Attachment 1), and as needed to effectuate the FY 2025-26 maintenance awards (Attachment 7), and reprogramming actions (Attachment 12), subject to approval of the City Attorney;
11. Authorize the Controller to adjust accounts, pursuant to instructions to be provided by the City Administrative Officer (CAO), for current year maintenance awards (Attachment 7), inflation awards (Attachment 11), GAP funding (Attachment 12), and residual funds reprogramming actions (Attachment 13), within the following Proposition K Funds: Projects Fund No. 43K; Maintenance Fund No. 43L; and, Administration Fund No. 43M;
12. Authorize the Controller to adjust accounts, pursuant to instructions to be provided by the CAO, for HATS Fund No. 43G and SNAP Fund No. 45B, inclusive of interest accrued over time;
13. Authorize the allocation of additional Proposition K – L.A. for Kids funds to the Projects set forth in Attachment 13 in the amount of \$15.0 million in residual Proposition K funds reprogrammed from previously completed, infeasible, or rescinded projects, subject to Council approval;
14. Authorize the allocation of additional unspent Proposition K funds in FY 2026-27 and FY 2026-27 GAP funds to the projects identified as having shortfalls in Attachment 15 in the amounts to be subsequently approved by the Steering Committee and Council;
15. Recommend the authorization for the CAO and the Department of Recreation and Parks (RAP) to make funding adjustments and prepare technical adjustments as needed to carry out the intent of this report and authorize the Controller to implement those technical adjustments;
16. Instruct the City Clerk to publish notice by May 15, 2026, of a public hearing to take place on May 26, 2026, at 10:00 A.M., during the regular Council meeting;
17. Request the City Attorney to prepare and present the Ordinance Confirming the Assessment for FY 2026-27 to be considered during the public hearing on May 26, 2026;
18. Instruct the City Clerk to set an agenda item for public hearing on the Council agenda for May 26, 2026, to include the following actions:
  - a. With respect to the project(s) in List 5 of Attachment 6: Acknowledge that these are projects that may be considered for funding after California Environmental Quality Act (CEQA) compliance. No further action is required at this time.

- b. Adopt the Ordinance Confirming the Assessment, as prepared and transmitted by the City Attorney, confirming the assessments and approving the diagram for the Council District for FY 2026-27;
- c. Instruct the City Engineer to record a Notice of Assessment with the County Recorder;
- d. Approve the FY 2026-27 One-Year Plan for the L.A. for Kids Program and related schedules, as set forth in Attachments 1, 2, 3, 4, and 5;
- e. Approve the FY 2026-27 allocation of administrative funds up to the following amounts within Proposition K Administration Fund 43M, as set forth in Attachment 5:

Department	Amount
Bureau of Engineering	\$214,290
Public Work Board/Office of Accounting	165,623
Office of the City Administrative Officer	144,101
Office of the Chief Legislative Analyst	37,939
<b>Total</b>	<b>\$561,953</b>

- f. Instruct the Information Technology Agency to prepare the assessment file containing the assessment levy information confirmed by the City Council for FY 2026-27 for each parcel in the Assessment District and make it available for the Bureau of Engineering to verify and transmit to the County;
- g. Authorize the City Engineer to negotiate and execute Proposition K, HATS, and SNAP grant agreements with grantees that are recommended for FY 2026-27 project allocations (Attachment 1), except for competitive projects awarded to City departments, subject to approval of the City Attorney;
- h. Authorize the Controller to:
  1. Set up accounts for the FY 2026-27 Proposition K assessment within the following Funds, pursuant to instructions to be provided by the CAO: Proposition K Projects Fund No. 43K; Proposition K Maintenance Fund No. 43L; and, Proposition K Administration Fund No. 43M;
  2. Increase the FY 2026-27 appropriations for the Information Technology Agency by \$50,000 from Proposition K Fund 43K/10, Account 10C132 - Information Technology Agency (ITA) to Fund 100/32, Account 9350 - Communication Service Request;
  3. Transfer cash from Proposition K Fund No. 43K/10, on an as-needed basis upon proper documentation from the Information Technology Agency and approval by the Bureau of Engineering Program Managers and the CAO;
  4. Disencumber funds within the HATS Fund No. 43G/10 and the SNAP Fund No. 45B/10 upon written instruction by the CAO;

5. Transfer and appropriate \$635,437, and any interest accrued thereon, within the HATS Fund No. 43G/10, from the cash balance available within the Fund, as follows:

Account No.	Account Title	Amount
10WPDI	Anderson Senior Center	\$635,437

6. Transfer and appropriate \$1,252,734, and any interest accrued thereon, within the Vermont/SNAP Parks First Trust Fund No. 45B/10 from the cash balance available within the Fund, as follows:

Account No.	Account Title	Amount
10YPBE	Barnsdall Art Park Restoration Project	\$1,252,734

7. Transfer assessment revenues to the appropriate Program Funds in the approximate percentage distribution, and up to the amounts reflected below:

Proposition K Fund	Percentage Distribution	Year 30 Total
43K/10 – Capital Projects	77.51%	\$19,376,730
43L/10 - Maintenance	19.35%	4,836,817
43M/10 - Administration	3.14%	786,459
<b>Total:</b>	<b>100.00%</b>	<b>\$25,000,000</b>

- i. Transfer \$15.0 million between departments and funds as specified in Attachment 14;
- j. Instruct the City Engineer, CAO, Chief Legislative Analyst (CLA), and Board of Public Works, Office of Accounting (PW Accounting) to submit journal voucher requests supported by documentation of work order charges for program administrative and project construction management staffing costs to the CAO;
- k. Instruct the Department of General Services (GSD) and RAP to submit expenditure reports to the Bureau of Engineering and the CAO on a monthly basis;
- l. Authorize the City Engineer to make technical corrections to the City Engineer’s Report to reflect the intent of those transactions;
- m. Authorize the CAO to make funding adjustments and prepare technical adjustments as needed to fully commit annual assessment funds and carry out the intent of this Council action and authorize the Controller to implement those technical adjustments; and,
- n. Authorize the Controller, pursuant to instructions to be provided by the CAO, to revert residual funds within Proposition K Funds to the originating Proposition K project accounts for projects completed by the GSD and RAP as part of ongoing project closeout activities.

**SUMMARY**

The Proposition K: L.A. for Kids Program Management team presents, for the L.A. for Kids Steering Committee, Council, and Mayor, consideration of the FY 2026-27 Proposition K Assessment Report that includes the recommended FY 2026-27 expenditure plan.

Recommendations for current year budget adjustments are also provided along with recommended awards of program maintenance, inflation, and GAP funds.

The Proposition K: L.A. for Kids Program was established through a Ballot Measure approved by City of Los Angeles (City) voters on November 5, 1996, which authorized the City to collect up to \$25.0 million annually in local assessments over a 30-year period. Prior to June 30<sup>th</sup> of each year, the City is required to adopt an expenditure plan for the upcoming fiscal year.

On January 21, 2026 Council took the first action for levying the FY 2026-27 assessment by adopting the Resolution to Initiate Proceedings (C.F. 25-1533). This report recommends that Council proceed with actions one through three and initiate actions four through six, as follows:

1. Approve the FY 2026-27 expenditure plan adjustments to the FY 2025-26 adopted budget;
2. Adopt the City Engineer's report describing the proposed improvements for FY 2026-27;
3. Adopt a Resolution and Ordinance of Intention to levy the assessment;
4. Hold a public hearing on the proposed assessment;
5. Acknowledge the status of environmental documents for the projects being considered for inclusion in the assessment; and,
6. Adopt an Ordinance confirming the assessment for the FY 2026-27.

FY 2026-27 Expenditure Plan

The proposed FY 2026-27 expenditure plan, presented in Section 4 of the report findings, totals \$25 million, with a breakdown as detailed in the chart below:

<b>FY 2026-27 Proposition K Expenditure Plan (in millions)</b>					
<b>Capital Projects</b>	<b>Administration</b>	<b>Maintenance</b>	<b>Inflation</b>	<b>GAP Funding</b>	<b>Total Budget</b>
\$0.3	\$0.8	\$4.8	\$0	\$19.1	\$25.0

The proposed FY 2026-27 program expenditure plan is reflected as part of the Proposition K One-Year Plan (Attachment 1) and the “A List” of projects (Attachment 2) recommended for funding in FY 2026-27.

FY 2025-26 Budget Modifications

Several actions that are needed prior to the close of this fiscal year to fully obligate the \$25.0 million in FY 2025-26 program funds are presented in Section 5 of the report findings.

These recommendations include:

- Authorizing \$4.8 million in maintenance awards for projects qualifying through a competitive application process administered each year (Attachment 7); and,

- Awarding \$6.5 million in current year funding to program GAP funds (Attachment 12) and \$15.0 million in residual funds reprogramming (Attachment 13).

## **FISCAL IMPACT**

Adoption of an Ordinance and Resolution of Intention to Levy the Proposition K: L.A. for Kids Assessment for FY 2026-27 indicates the Council's intention to levy assessments totaling \$25.0 million to acquire and construct park and recreational and cultural facilities serving youth. The assessment can only be used for capital improvements, acquisition of land, Proposition K Program administration and maintenance of completed projects. The operating cost for Proposition K projects completed in future years will be funded by the annual operating budget adopted for City departments and with independent funding for projects operated by external entities.

For Fiscal Year FY 2026-27, \$5.7 million in General Fund reimbursements are anticipated for program administration (\$0.79 million) and maintenance (\$4.9 million) as identified in the report findings, Section 3.

The RAP reports an annual fiscal impact of \$3.2 million once active Proposition K projects, currently in various stages of development, become operational over future years. This includes \$1.2 million for maintenance and \$2.0 million for operations (Attachments 3 and 4). The fiscal impact for completed projects will be partially offset by Proposition K maintenance funding. However, this annual offset will no longer be available once the Proposition K program concludes on June 30, 2027. In FY 2025-26, RAP will receive an award of \$4.3 million for current year maintenance awards (Attachment 7).

## **FINANCIAL POLICIES**

The actions recommended in this report comply with the City's Financial Policies as one-time revenues are being used for one-time projects.

## **FINDINGS**

### **1. Basis for Report**

On January 21, 2026, the City Council adopted a Resolution to Initiate Proceedings that directed the Department of Public Works, Bureau of Engineering (BOE) and the Office of the CAO to report on the FY 2026-27 capital program proposed for Program Year 30 of the Proposition K Program (C.F. 25-1533). This Assessment Report transmits the FY 2026-27 One-Year Plan along with proposed adjustments to FY 2025-26 funding allocations.

### **2. Proposition K Program Overview**

The Proposition K Program, currently in its twenty-ninth year of a 30-year program, was established by the adoption of a Ballot Measure approved by City voters in November 1996. The Steering Committee was created by City ordinance in the subsequent year as the program's administering entity. Committee membership consists of representatives from the Offices of the Mayor, the CLA, and the CAO, with the latter serving as the chair. Council transferred project management to BOE in April 2002 (C.F. 01-0600-S51) and administration of the program's competitive awards process in December 2003 (C.F. 03-0515-S2). The PW Accounting team provides program accounting services.

Funding deliberations begin each year with the convening of three Regional Volunteer Neighborhood Oversight Committees (RVNOC) for the Central, Southern and Valley Proposition K Program planning areas of the City. Two RVNOC members are appointed by each of the fifteen Council Offices to represent district funding priorities. At the conclusion of the RVNOC deliberations, grant award recommendations were presented to the Steering Committee for further deliberation, including consideration of staff input. While RVNOC recommendations are limited to the upcoming one-year funding period, staff recommendations also include proposed changes to the current year expenditure plan.

The Steering Committee transmits to Council initial funding recommendations through an annual Assessment Report that coincides with the release of the Mayor's Proposed Budget. Prior to the public hearing scheduled by the end of June of each year, any proposed changes to the initial funding recommendations are transmitted to Council through an amending Motion. Program funding recommendations must conform to use restrictions established by the 1996 Ballot Measure, which are summarized in the remainder of this section.

Approval of the FY 2026-27 expenditure plan includes adoption of a Resolution and Ordinance of Intention that formally indicates the City's intention to levy program assessment funds (Attachments 9 and 10). The Engineer's Report, which is provided in draft form as Attachment 8, reflects the proposed FY 2026-27 expenditure plan and the associated cost-benefit methodology used to allocate the assessment levy to parcels throughout the City. After Council approves the draft Engineer's Report and adopts the Ordinance confirming the assessment, BOE will finalize the Engineer's Report. The final Engineer's Report and related assessment documents, including the assessment levy information for each parcel in the Assessment District that is prepared by ITA, will be filed with the Los Angeles County Recorder, the County Assessor, and the County Auditor-Controller, as applicable.

**a) Project Categories: Specified and Competitive**

Proposition K funds two types of projects: 1) those that were specified in the Ballot Measure; and, 2) those awarded through a competitive process open to City entities, other governmental agencies and qualified non-profit agencies. Specified and competitive projects are further divided into local and regional categories.

Under the terms of the Proposition K Ballot Measure authorizing the program, the City is required to complete 183 specified projects and award a minimum of \$143.65 million in competitive funds across eight funding categories. At this stage of the program, with one year remaining, the majority of the Proposition K funding requirements have been satisfied. To date, full or partial funding has been allocated to all of the specified projects, with the exception of those projects, or portions thereof, found to be infeasible. For competitive grant awards, the City has awarded \$162.7 million through eleven prior rounds of funding. In total, there are 273 competitive projects (including withdrawn or rescinded projects).

**b) Proposition K Funding Restrictions**

The Proposition K Ballot Measure specifies expenditure ratios that the City must achieve over the 30-year life of the program for capital expenses (82 percent), maintenance (15 percent) and administration (3 percent). State law prohibits the use of program funds for operational costs.

Maintenance funds are awarded on a current year basis through a competitive process administered by BOE. Eligibility is limited to projects completed by December 31<sup>st</sup> of the awarding year. Since these monies only partially offset annual maintenance expenses, external agencies applying for competitive project funds must demonstrate an ability to maintain and operate the completed project before competitive funds are awarded.

Program administration funds are allocated on a first priority basis to fund the estimated fee charged by the County of Los Angeles for collecting assessment monies. The remaining administration funds are allocated to partially offset City staffing costs.

**c) Program Expenditure Requirements**

To facilitate reporting and tracking requirements, Proposition K collections are deposited on an annual basis into three separate funds, with funding over the 30 year term of the program limited to the percentages and funding totals reflected in the chart below:

<b>Proposition K Accounting Funds</b>			
<b>Fund No.</b>	<b>Share of Revenues</b>	<b>Funding Limit (30 Year Total)</b>	<b>Primary Use</b>
43K	82%	\$ 615.0 million	Capital expenses
43M	15%	112.5 million	Maintenance expenses
43L	3%	22.5 million	Administrative expenses
<b>Total:</b>		<b>\$ 750.0 million</b>	<b>(Maximum Collections)</b>

### 3. City Reimbursements – Program Administration and Maintenance

The City will receive \$5.3 million in 2025-26 and \$5.4 million in 2026-27, for a combined reimbursement level of \$10.7 million in program cost recovery over the two years. These monies will provide reimbursements for eligible administrative and maintenance expenses, as summarized in the chart below:

<b>City Reimbursements for Eligible Program Expenses: FYs 2025-26 and 2026-27</b>		
<b>Cost Category</b>	<b>2025-26</b>	<b>2026-27</b>
	<b>Awarded</b>	<b>Proposed</b>
Administration	\$ 561,953	\$ 561,954
Maintenance	4,774,916	4,836,817*
<b>Total:</b>	<b>\$ 5,336,869</b>	<b>\$ 5,398,771</b>
<i>*Projected figure. Actual amount would be subject to the outcome of the award process based on relative need and funding availability.</i>		

The recommended allocation of administrative funds in the current program year of \$561,953 and in the upcoming program year of \$561,954 will provide a reimbursement for four City departments, as reflected in bold in the chart below.

<b>Proposition K Administrative Allocations</b>		
<b>Recipient</b>	<b>2025-26</b>	<b>2026-27</b>
	<b>Awarded</b>	<b>Proposed</b>
<b>BOE</b>	\$ 214,290	\$ 214,290
<b>PW Accounting</b>	165,623	165,623
<b>CAO</b>	144,101	144,101
<b>CLA</b>	37,939	37,939
<b>City Total:</b>	<b>\$ 561,953</b>	<b>\$ 561,953</b>
County Assessment Fee*	224,505	224,505
<b>Grand Total:</b>	<b>\$ 786,458</b>	<b>\$ 786,458</b>
<i>*The County withholds this fee prior to transmitting funds to the City.</i>		

### 4. FY 2026-27 Proposed One-Year Expenditure Plan

The FY 2026-27 One-Year Plan (Attachment 1), incorporated as part of the Engineer’s Report, includes the proposed Year 30 expenditure plan also referred to as the A List (Attachment 2). The chart below provides a summary of the funding allocations recommended for Council and Mayor approval as part of the adoption of the FY 2026-27 Assessment Report.

<b>FY 2026-27 Final Year Plan Funding Recommendations</b>	
<b>Funding Category</b>	<b>FY 2026-27 (Year 30) A List</b>
Specified Funds	-
Regional	\$ 274,165
Local	-
<b>Subtotal:</b>	<b>\$ 274,165</b>
<b>ITA</b>	
	\$ 50,000
<b>Total – All Projects:</b>	<b>\$ 50,000</b>
<b>Other Costs</b>	
Administration	\$ 786,459
Maintenance	4,836,817
Inflation	0
GAP*	19,052,559
<b>Total – Other Costs:</b>	<b>\$ 24,675,835</b>
<b>Grand Total:</b>	<b>\$ 25,000,000</b>
*GAP funds are going to Specified Local and/or Regional Projects to cover shortfalls as identified herein.	

**a. RVNOC Funding Deliberations**

This year the RVNOCs conducted the FY 2026-27 funding deliberations on January 22, 2026. The RVNOC planning areas did not vote on funding for specified or competitive projects as all ballot specified funding had been previously allocated. The RVNOCs did provide recommendations on the related HATS and SNAP grants as discussed in Section 6 below.

**Competitive Funds – Cumulative Total**

The City is required under the terms of the Proposition K Ballot Measure to award \$143.7 million through a competitive award process. The Ballot Measure established minimum funding levels for eight categories of competitive projects. To date, the City has awarded \$162.7 million in Proposition K competitive funding through 11 award cycles conducted every two to three years. This satisfies the funding requirements for all of the eight categories, while exceeding the minimum level for the six categories by a total of \$19.1 million.

<b>Distribution of Proposition K Competitive Funding: Award Cycles One Through Eleven</b>			
<b>Competitive Categories</b>	<b>Minimum Funding</b>	<b>Cumulative Awards</b>	<b>Excess Funding (over minimum)*</b>
1. Regional Recreation / Educational Facilities	\$ 20,000,000	\$21,442,744	\$ 1,442,744
2. Neighborhood At-Risk Youth Facilities	20,000,000	22,778,236	2,778,236
3. Youth Schools / Recreation Projects	20,000,000	20,000,000	--
4. Aquatic Upgrades	16,000,000	17,730,874	1,730,874
5. Athletic Fields	16,650,000	20,064,747	3,414,747
6. Lighting	16,000,000	21,916,807	5,916,807
7. Urban Greening	15,000,000	17,259,481	2,259,481
8. Acquisition of Parks/Natural Lands	20,000,000	20,000,000	--
<b>TOTAL:</b>	<b>\$ 143,650,000</b>	<b>\$162,763,849</b>	<b>\$ 19,113,849</b>

**a. Fiscal Impact for Active Projects**

Since a majority of Proposition K projects are operated by RAP, an estimate of the fiscal impact for increased maintenance and operational costs was prepared by RAP (Attachments 3 and 4, respectively). These preliminary estimates, once all currently active projects become operational over future years, total \$3.2 million for the annual cost of maintenance (\$1.2 million) and operations (\$2.0 million). These future costs will be partially offset by Proposition K maintenance funding. As presented in Section 5a, RAP is recommended to receive \$4.3 million in total maintenance awards for projects completed in prior years (Attachment 7).

**b. FY 2026-27 Maintenance, Inflation, and GAP Funding**

The proposed 2026-27 maintenance (\$4.8 million), inflation (\$0), and GAP funding (\$19.1 million) allocations will be awarded to individual projects during the course of the 2026-27 program year. The individual project awards will be presented for Mayor and Council consideration throughout FY 2026-27, as part of separate reports.

**5. FY 2025-26 Reprogramming and Awards of Maintenance, Inflation, and GAP Funds**

To avoid forfeiture of uncommitted funds, the City must adopt a \$25.0 million expenditure program prior to the start of each program year. As each year progresses, adjustments to project allocations through reprogramming actions are necessary to ensure that the full funding commitment is maintained. Other current year funding actions include the award of Proposition K maintenance, inflation, interest, and GAP funding. This section presents recommendations for both current year reprogramming and the award of program

maintenance and GAP funds.

**a. Maintenance Awards**

Maintenance awards are budgeted in the current year, but paid on a reimbursement basis in the subsequent year. The FY 2025-26 Proposition K expenditure plan adopted by Council (C.F. 24-1029), set aside \$4.8 million in current-year maintenance funds. At its meeting held on December 11, 2025, the Steering Committee authorized the release of these maintenance funds on December 11, 2025, with responses due February 13, 2026.

The maintenance award recommendations totaled \$4.8 million (Attachment 7). Of this total, City departments will receive \$4.4 million, which is programmed as part of the 2026-27 Mayor’s Proposed Budget. As part of the eligibility review for maintenance award requests, BOE deducts costs unrelated to the completed project scope and prorates the eligible amount by the percentage of program funds contributing to the original capital project. Eligible awards may be reduced further by a proportionate rate to fall within available funding levels.

Regular Maintenance Award Cycle

For the regular 2025-26 maintenance award cycle, a total of 97 applications were submitted by the first round of applicants, for an aggregate funding request of \$18.7 million. Of this amount, BOE determined that eligible maintenance expenses total \$16.9 million after determining that one application was ineligible due to the expiration of the service contract, deducting ineligible expenses, and then adjusting the remaining eligible expenses by the percentage of Proposition K funds expended on the original project. The amount of eligible maintenance expenses exceeded the available funding by \$12.1 million. Program staff proportionally adjusted the award recommendations to the final award total of \$4.8 million recommended through this report, as summarized in the table below:

<b>2025-26 Maintenance Funding Award Recommendations</b>						
Applicants:	Non-Profit Agencies	Los Angeles Unified School District (LAUSD)	Zoo Department	Cultural Affairs Department (DCA)	Department of Recreation and Parks (RAP)	Grand Total
Applicant Request:	\$2,631,343	\$135,171	\$204,689	\$ 270,540	\$ 15,427,595	<b>\$18,669,338</b>
Eligible Expenses:	\$1,113,808	\$135,171	\$120,704	\$257,151*	\$15,364,444*	<b>\$16,991,278</b>
Final Proposed Award:	\$ 323,004	\$39,200	\$ 35,004	\$ 74,573	\$4,303,134	<b>\$4,774,916</b>
Eligible Applicants:	15	1	1	4	76	<b>97</b>

\*Errors revealed in the RAP and DCA applications were corrected.

**b. Allocation of Program Inflation and GAP Funding**

In addition to the funding levels designated in the Proposition K Ballot Measure, specified projects with unresolved funding shortfalls may qualify for additional funding through sources that include Proposition K Inflation funds and GAP funds. The two funding sources are programmed each year as part of the \$25.0 million annual budget.

The award of program inflation funds is used to offset inflationary cost escalation over the life of the program, which is limited to specified projects during the year that acquisition and construction activities are initiated through a contractual obligation. The maximum award level for inflation funds is set at three percent compounded from year two of the program, up to the project shortfall level identified at the time of award.

The GAP funding represents surplus funding capacity within the program, resulting from the early defeasance of program bond debt (C.F. 14-1194-S1) that freed capacity to fund additional capital improvements on an annual basis. The repurposing of the GAP-specified funding capacity is used to offset project shortfalls in excess of the established award levels for program inflation funds and interest earnings. GAP funds are only eligible for awarding the remaining Proposition K specified projects.

The FY 2025-26 Two-Year Plan that was adopted by Council in June 2025, informs \$0 for program inflation funds and an allocation of \$6,466,379 for program GAP funds (C.F. 24-1029). Based on project funding requirements and other current-year programming needs, the following adjustments to the adopted budget level for these two funding sources are recommended as part of the FY 2025-26 reprogramming recommendations, as follows:

- Inflation funds – To remain at \$0; and,
- GAP funds – To remain at \$6.5 million.

A summary of the FY 2025-26 GAP award recommendations is provided in the chart below, with additional details reflected in Attachments 12:

<b>FY 2025-26 Inflation and GAP Funding Award Recommendations</b>		
<b>Eligible Project</b>	<b>Comment</b>	<b>GAP Award</b>
Southern Pacific Trails aka Slauson Connect (R35)	Increase in funding to address project shortfall.	\$ 6,466,379
<b>Total:</b>		<b>\$ 6,466,379</b>

**c. Program Interest Monies**

Proposition K interest funds are program revenues in the form of interest earnings on assessment funds and collection penalties. These funds can be used to offset shortfalls in annual collections or to address project funding shortfalls with award levels set based on

an objective index (currently the Producer Price Index). For the current year, there are no allocated interest awards. Therefore, any program interest funds remaining after any potential cash balance adjustments required for the current year will be retained to offset potential shortfalls in future collections. This will ensure that the City has access to the maximum annual funding level of \$25.0 million in order to support Proposition K program activities including the reimbursement of eligible City expenses in the upcoming year. At this time there is no intent to use these funds for current year projects but this will be reevaluated in the upcoming year to address critical project funding needs or critical shortfalls in the annual budget.

## **6. HATS and SNAP**

The Bureau of Engineering (BOE) released the HATS and SNAP RFP on September 19, 2025 with proposals due on November 19, 2025, with a funding availability of \$635,437 for HATS funds and \$1,252,734 in SNAP funds. Each grant is further described below.

### **a. Health Alternatives to Smoking Trust Fund (HATS)**

The HATS fund was established by Ordinance No. 172727 on August 29, 1999. The purpose of the Fund is to receive, retain, and disburse funding from the National Tobacco Settlement. The Ordinance mandates that disbursements shall be made through the Proposition K: L.A. for Kids RFP process. The Ordinance stipulates the following criteria based on the latest available census, which BOE provided as part of the RFP:

- Above average youth in poverty (greater than 36 percent);
- Above average persons 18 and under (greater than 26 percent);
- Below average acreage in parks (less than 2 percent); and,
- Not adjacent to major parks or national forest land.

The funding available in this RFP consists of remnant funds from awarded projects and the accrued interest. It is the intent that the final award amount includes any added interest to the amount advertised in the RFP such that all amounts in the fund are disbursed in funding award.

One application was received from RAP for the Anderson Memorial Senior Center for the amount of \$640,000. The project consists of lighting, parking lot improvements inclusive of Americans with Disabilities Act (ADA) accessibility upgrades, utility infrastructure upgrades, and other site improvements. These improvements are part of a larger scope of work. The RVNOC recommends that this application be funded in the amount of \$635,437 as advertised in the RFP.

Health Alternatives to Smoking (HATS)				
Total Available	Requested Amount	Project Title	Project Scope	Future Funding Award
\$635,437	\$640,000	Anderson Memorial Sr. Citizen Center	Lighting; parking lot improvements, including ADA accessibility upgrades; utility infrastructure upgrades; and other site improvements.	\$0.00

**b. Vermont-Western Transit Oriented District (TOD) Station Neighborhood Area Plan (SNAP) Parks First Trust Fund**

The Parks First Trust Fund was established by Ordinance No. 173964 on June 18, 2001. The purpose of the Parks First Trust Fund is to collect developer impact fees to acquire land and develop, improve, and maintain parks and open space physically located within the boundaries of the SNAP plan area, which includes portions of Council Districts 4, 10, and 13. The Ordinance states that the Steering Committee shall administer the fund and that the funds shall be expended through an RFP process.

The Parks First fees have remained a consistent amount since the adoption of the Ordinance. Since that time the developer impact fees imposed by RAP commonly and collectively known as “Quimby fees” are now greater than those imposed by the Parks First program. As two developer impact fees cannot be collected for the same purpose, it has become standard practice for applicants to pay the Quimby fee, which negates the collection of the Parks First fee. Therefore, it is anticipated that few, if any, future collections will be deposited into this fund. It is the intent that the final award amount includes any added interest to the amount advertised in the RFP such that all amounts in the fund are used in the disbursement of the awarded funds.

One application was received from RAP for the Barnsdall Arts Park for the amount of \$1.4 million. The project consists of the installation of new restrooms and additional park improvements, which may include security features, lighting, and accessibility improvements including a new path of travel from the restroom to other park facilities. The RVNOC recommends that this application be funded in the amount of \$1,252,734 as advertised in the RFP.

Parks First Trust Fund (SNAP)				
Total Available	Requested Amount	Project Title	Project Scope	Future Funding Award
\$1,252,734	\$1,400,000	Barnsdall Arts Park	New restrooms and additional park improvements which may include security features, lighting, and accessibility improvements.	\$0.00

## 7. Residual Funding Reprogramming

Various previously completed Proposition K projects have remaining balances that are available for reprogramming, subject to Council approval. Current and future year project shortfalls, totaling \$15.0 million, have been identified in Attachment 13 and may be addressed through the reallocation of these residual funds.

The BOE has identified a number of ongoing Proposition K Specified Local and Regional projects with budget shortfalls that will also need additional funding to cover shortfalls, as shown in the table below:

<b>FY 2025-26 Residual Unspent Funding Recommendation</b>			
<b>Eligible Projects</b>	<b>Council District</b>	<b>Status</b>	<b>Residual Funding Award</b>
Manchester Junior Arts Center (S70)	8	Currently 75 percent complete in design. Funding will support construction costs.	\$ 4,000,000
Oakwood Junior Arts Center (S99)	11	Currently 62 percent complete in design. Funding will support construction costs.	\$ 1,000,000
Engine Company 23 Arts Center (S78)	14	Phase I: Seismic rehabilitation, fire-life safety work, building upgrades to meet current Building and Safety codes, and historic restoration associated with building upgrades to meet current code is currently 93 percent complete in construction, with an anticipated August 2026 completion date.  Phase II: Interior remodeling to convert the building into a youth arts center, is currently near complete in pre-design, and is anticipated to begin design in late May 2026.	\$ 5,000,000
Rosecrans Child Care Center (S145)	15	Currently in pre-design. Scope includes construction of a 3,500 square foot child care center.	\$ 5,000,000
<b>Total:</b>			<b>\$15,000,000</b>

## 8. List of Shortfall Projects

As the Proposition K approaches its final year, BOE has compiled a list of projects with identified funding shortfalls for the Steering Committee's awareness, as detailed in Attachment 15. Upon approval of this report, these shortfall projects will be eligible for


additional funding from unspent residual Proposition K funds and FY 2026-27 GAP funds in amounts to be subsequently approved by the Steering Committee and Council.

The list of shortfall projects include the above discussed Slauson Connect project, which is in the early stages of Design-Build Construction (the groundbreaking for construction was held March 28, 2026); the Boyle Heights Sports Center (currently in the Design Consultant procurement process); and, the Balboa Aquatics Center (in design and CEQA/Environmental process), as well as a few other remaining projects.

The BOE anticipates that the majority of these remaining projects will be awarded for construction in FY 2026-27, and will provide reprogramming recommendations for the use of remaining residual funds and FY 2026-27 GAP funds throughout the course of FY 2026-27 to the L.A. For Kids Steering Committee for consideration, with the goal of addressing current and anticipated project shortfalls.

By:   
Elis Lee  
Senior Administrative Analyst I

APPROVED:

  
Yolanda Chavez  
Assistant City Administrative Officer

MWS:EYL:05260101

Attachments:

1. 2026-27 One-Year Plan (Program Year 30)
2. 2026-27 A List of Projects (Program Year 30)
3. Fiscal Impact - RAP Maintenance Costs
4. Fiscal Impact - RAP Operations Costs
5. 2026-27 Recommended Administrative Funding Allocations
6. Categories of Environmental Documents for 2026-27 A List
7. 2025-26 Maintenance Funding Recommendations
8. City Engineer's Report for Fiscal Year 2026-27
9. Resolution of Intention to Levy Assessment
10. Ordinance of Intention to Levy Assessment
11. 2025-26 Inflation Awards
12. 2025-26 Additional Specified Funding (GAP) Award Recommendations
13. 2025-26 Residual Unspent Funding Recommendations
14. 2025-26 Residual Funding - Controller's Instructions
15. List of Shortfall Projects

Project ID	PROJECT TITLE & SCOPE	CD	TOTAL PROP K FUNDING AUTHORITY	PROP K FUNDS Years 1-28	Year 29 2025-26	Year 30 2026-27 (A List)
<b>PREDEVELOPMENT</b>						
PRE-DEVELOPMENT FOR ALL PROJECTS		ALL	\$857,492	\$857,492		
<b>COMPETITIVE GRANTS (ACTIVE and FUTURE)</b>						
<b>C187-7</b>	LOS ANGELES BOYS AND GIRLS CLUB AQUATIC CENTER (7th Cycle) POOL REFURBISHMENT AND NEW OUTDOOR PATIO AND GARDEN AREA	1	\$338,286	\$338,286		
<b>C188-7</b>	LOS ANGELES BOYS AND GIRLS CLUB GYMNASIUM (7th Cycle) RENOVATE EXISTING GYMNASIUM	1	\$297,011	\$297,011		
<b>C254-9</b>	LOS ANGELES BOYS AND GIRLS CLUB - ATHLETIC FIELD AND BASKETBALL COURT LIGHTING (9th Cycle) 1. UPGRADE LIGHTING FOR THE ATHLETIC FIELD AND OUTDOOR BASKETBALL COURT; 2. UPGRADE THE ELECTRICAL PANELS FOR THE ATHLETIC FIELD AND OUTDOOR BASKETBALL COURT	1	\$449,483	\$449,483		
<b>C270-11</b>	LOS ANGELES UNIFIED SCHOOL DISTRICT (LAUSD) (11th Cycle) VISTA HERMOSA SOCCER FIELD SYNTHETIC TURF REPLACEMENT	1	\$5,159,660	\$0	\$5,159,660	
<b>CD 1 TOTAL</b>			<b>\$6,244,440</b>	<b>\$1,084,780</b>	<b>\$5,159,660</b>	<b>\$0</b>
<b>C271-11</b>	LOS ANGELES UNIFIED SCHOOL DISTRICT (LAUSD) (11th Cycle) MARSHALL HIGH SCHOOL NEW SYNTHETIC TURF FIELD	4	\$3,500,000	\$0	\$3,500,000	
<b>CD 4 TOTAL</b>			<b>\$3,500,000</b>	<b>\$0</b>	<b>\$3,500,000</b>	<b>\$0</b>
<b>C219-8</b>	REC & PARKS: CESAR CHAVEZ RECERATION CENTER, aka SHELDON ARLETA (8th Cycle) CONSTRUCT BASEBALL FIELD, PICNIC AREA AND PLAYGROUND	6	\$1,000,000	\$1,000,000		
<b>CD 6 TOTAL</b>			<b>\$1,000,000</b>	<b>\$1,000,000</b>	<b>\$0</b>	<b>\$0</b>
<b>C266-10</b>	REC & PARKS: JACKIE TATUM/HARVARD RECREATION CENTER LIGHTING (10th Cycle) REPLACE/UPGRADE EXISTING LIGHTING	8	\$1,805,923	\$1,805,923		
<b>CD 8 TOTAL</b>			<b>\$1,805,923</b>	<b>\$1,805,923</b>	<b>\$0</b>	<b>\$0</b>
<b>C227-8</b>	REC & PARKS: RANCHO CIENEGA (8th Cycle) SECURITY LIGHTING AND SHADE STRUCTURES FOR TENNIS COURTS AND BASEBALL FIELDS	10	\$500,000	\$500,000		
<b>CD 10 TOTAL</b>			<b>\$500,000</b>	<b>\$500,000</b>	<b>\$0</b>	<b>\$0</b>

Project ID	PROJECT TITLE & SCOPE	CD	TOTAL PROP K FUNDING AUTHORITY	PROP K FUNDS Years 1-28	Year 29 2025-26	Year 30 2026-27 (A List)
<b>C268-10</b>	REC & PARK: OAKRIDGE ESTATE PARK (10th Cycle)  EXPANSION OF EXISTING OAKRIDGE PARK, WHICH WOULD INCLUDE DEVELOPMENT OF NEW LANDSCAPING, WALKING PATHS, IRRIGATION, AND SITE AMENITIES AND IMPROVEMENTS TO EXISTING PARK, INCLUDING NEW LED PARK LIGHTING AND SHADE STRUCTURES OVER EXISTING PICNIC AREAS AND PLAGROUND.	12	\$460,000	\$460,000		
<b>CD 12 TOTAL</b>			<b>\$460,000</b>	<b>\$460,000</b>	<b>\$0</b>	<b>\$0</b>
<b>C249-9</b>	REC & PARKS: EAST PARK - SPORTS FIELD LIGHTING AKA 6TH STREET BRIDGE PARK (9th Cycle)  1. PLANNING, ENGINEERING, AND CONSTRUCTION OF SIX SOCCER FIELDS; 2. INSTALL LIGHTING AT UP TO SIX PROPOSED SOCCER FIELDS	14	\$2,000,000	\$2,000,000		
<b>C250-9</b>	REC & PARKS: EL SERENO ARROYO PLAYGROUND ACQUISITION (9th Cycle)  ACQUISITION OF OPEN SPACE TO EXPAND THE EL SERENO PLAY AREA	14	\$1,025,100	\$1,025,100		
<b>C269-10</b>	REC & PARKS: EL SERENO COMMUNITY GARDEN ACQUISITION (10th Cycle)  ACQUISITION OF THE 0.77-ACRE EL SERENO COMMUNITY GARDEN PROPERTY FROM CALTRANS. THE PARCELS BEING ACQUIRED ARE: APN NOS. 5292020901, 5292020902, 5292020903, 5292020904, 5292020908, and 5292020909.	14	\$1,985,000	\$1,985,000		
<b>C272-11</b>	REC & PARKS: EL SERENO TRIANGLE PROPERTY ACQUISITION (11th Cycle)  ACQUISTION OF OPEN SPACE TO EXPAND OPEN SPACE IN EL SERENO	14	\$2,611,968	\$0	\$2,611,968	
<b>272-12</b>	LOS ANGELES UNIFIED SCHOOL DISTRICT (LAUSD) (11th Cycle)  EAGLE ROCK HIGH SCHOOL NEW SYNTHETIC TURF FIELD	14	\$1,650,619	\$0	\$1,650,619	
<b>CD 14 TOTAL</b>			<b>\$9,272,687</b>	<b>\$5,010,100</b>	<b>\$4,262,587</b>	<b>\$0</b>
<b>C252-9</b>	HACLA: JORDAN DOWNS CENTRAL PARK - SPORTS FIELD AND BASKETBALL COURTS LIGHTING (9th Cycle)  1. DESIGN AND INSTALL LIGHTING ELEMENTS FROM THE ELECTRICAL PANEL TO THE LIGHTING ELEMENTS IN THE SOCCER FIELD AND BASKETBALL COURTS; 2. INSTALL LED LIGHTS FOR THE SOCCER FIELD; 3. INSTALL LED LIGHTS FOR THE BASKETBALL COURTS.	15	\$966,000	\$966,000		

Project ID	PROJECT TITLE & SCOPE	CD	TOTAL PROP K FUNDING AUTHORITY	PROP K FUNDS Years 1-28	Year 29 2025-26	Year 30 2026-27 (A List)
C241-8	REC & PARKS: WATTS CULTURAL CRESCENT (8th Cycle) PARK EXPANSION	15	\$750,000	\$750,000		
<b>CD 15 TOTAL</b>			<b>\$1,716,000</b>	<b>\$1,716,000</b>	<b>\$0</b>	<b>\$0</b>
<b>COMPETITIVE GRANTS TOTAL</b>			<b>\$24,499,050</b>	<b>\$11,576,803</b>	<b>\$12,922,247</b>	<b>\$0</b>
<b>SPECIFIED PROJECTS: REGIONAL (ACTIVE and FUTURE)</b>						
R1	ANGELS GATE PARK (Inflation YR 16 - \$516,362) (GAP YR 25 - \$2,000,000) (Inflation YR 25 - \$1,546,226)  IMPLEMENTATION OF MASTER PLAN IMPROVEMENTS AND PERIMETER FENCING	REG	\$6,062,588	\$6,062,588		
R2	BALBOA SPORTS COMPLEX  CONSTRUCT NEW AQUATIC FACILITY	REG	\$3,000,000	\$3,000,000		
R4	BOYLE HEIGHTS SPORTS CENTER  CONSTRUCT GYMNASIUM	REG	\$2,500,000	\$2,500,000		
R9	DRUM BARRACKS (Inflation YR 6 - \$47,782)  ACQUISITION OF LAND FOR PARKING LOT	REG	\$347,782	\$283,835		\$63,947
R13	GRIFFITH PARK (Phase II Inflation YR 15 - \$1,127,687; Phase III Inflation YR 16 - \$256,294; Refer to Bond Section - \$200,000)  IMPROVEMENTS TO ROADS, TRAILS, WATER SYSTEM, REST ROOMS, PICNIC AREAS, PAVE LIVE STEAMERS PARKING LOT	REG	\$6,383,981	\$6,383,981		
R14	GRIFFITH PARK PERFORMING ARTS CENTER (Inflation YR 24 - \$1,750,000 C.F. 20-1195; Reprogramming from prior FY - \$ 1,797,970.78, including YR 9 from 10Y140 - \$230,622.55 non-project funds C.F. 24-0099)  CONSTRUCT A PERFORMING ARTS CENTER FOR YOUTH	REG	\$6,317,348	\$6,317,348		
R16	HANSEN DAM (PH II Inflation YR 12 - \$2,024,286; PH III-A Inflation YR 15 - \$412,249; PH IV - YR 30 - \$210,218; Refer to Bond section - \$247,883)  SOCCER COMPLEX, RV PARK, RANGER STATION/VISITOR'S CENTER, ROAD/TRAIL IMPROVEMENTS, FENCING	REG	\$12,436,535	\$12,226,317		\$210,218

Project ID	PROJECT TITLE & SCOPE	CD	TOTAL PROP K FUNDING AUTHORITY	PROP K FUNDS Years 1-28	Year 29 2025-26	Year 30 2026-27 (A List)
R18	LOS ANGELES RIVERFRONT PARK (PH II Inflation YR 15 - \$1,640,287; Refer to Bond Section - \$481,156)  LAND ACQUISITION, GREENING ALONG AREA OF ENCINO, SHERMAN OAKS, STUDIO CITY	REG	\$11,640,287	\$11,640,287		
R21	MACARTHUR PARK LAKE  WATER QUALITY AND FILTRATION IMPROVEMENTS AT LAKE	REG	\$600,000	\$600,000		
R26	RIM-OF-THE-VALLEY TRAILS (GAP YR 28 - \$2,000,000)  CONSTRUCTION AND REPAIR OF EQUESTRIAN/PEDESTRIAN TRAIL SYSTEM	REG	\$4,000,000	\$4,000,000		
R27	SOUTHEAST VALLEY ROLLER & SKATEBOARD RINK <b>Phase I: Skate Park</b> Inflation YR 14 - \$455,000(C.F. 10-0675); <b>Phase II: Roller Rink</b> Inflation YR 23 - \$1,636,769; GAP YR 23 - \$1,576,567  ACQUISITION AND CONSTRUCTION OF ROLLER AND SKATEBOARD RINK IN S/E SAN FERNANDO VALLEY	REG	\$7,668,336	\$8,064,330		
R30	SEPULVEDA BASIN - HJELTE FIELD  NEW ATHLETIC FIELDS, LIGHTING, PARKING	REG	\$1,000,000	\$1,000,000		
R31	SEPULVEDA BASIN - LAKE BALBOA (Inflation YR 16 - \$506,659; GAP YR 27 - \$1,000,000)  UPGRADE IRRIGATION SYSTEM TO WATER CONSERVATION STANDARDS	REG	\$3,506,659	\$3,506,659		
R35	SOUTHERN PACIFIC TRAILS aka. SLAUSON CONNECT (Includes Reprogramming from S76 - Central Recreation Center and S86 - Trinity Recreation Center) (Inflation YR 25 - \$4,131,176, GAP YR 25 - \$6,000,000; GAP YR 26 - 6,000,000)  BEAUTIFICATION OF RAIL ROAD RIGHT OF WAY FROM LA RIVER TO COLISEUM, LANDSCAPING, TRAILS, IRRIGATION	REG	\$20,131,176	\$20,131,176		
<b>REGIONAL PROJECTS TOTAL</b>			<b>\$85,594,692</b>	<b>\$85,716,521</b>	<b>\$0</b>	<b>\$274,165</b>
<b>SPECIFIED PROJECTS: LOCAL (ACTIVE and FUTURE)</b>						
S1	ALPINE RECREATION CENTER (Inflation YR 17 - \$500,000 per C.F. 13-1370)  PROPERTY ACQUISITION FOR PARK EXPANSION	1	\$1,500,000	\$1,500,000		
<b>CD 1 TOTAL</b>			<b>\$1,500,000</b>	<b>\$1,500,000</b>	<b>\$0</b>	<b>\$0</b>

Project ID	PROJECT TITLE & SCOPE	CD	TOTAL PROP K FUNDING AUTHORITY	PROP K FUNDS Years 1-28	Year 29 2025-26	Year 30 2026-27 (A List)
S23	RESEDA SKATE FACILITY (Inflation YR 21 - \$1,850,569 per C.F. 17-0999; GAP YR 22 - \$6,797,901 per C.F. 18-0713; Inflation YR 23 - \$1,056,531 per C.F. 19-1006)  ACQUISITION AND CONSTRUCTION OF ICE HOCKEY AND ROLLER BLADING FACILITY	3	\$13,705,001	\$13,705,001		
S24	SERRANIA PARK (Inflation YR 23 - \$215,074 and GAP YR 23 \$291,650 per C.F. 19-1006); GAP YR 24 - \$335,848; GAP YR 28 - \$500,000)  CONSTRUCT PUBLIC RESTROOMS	3	\$1,592,572	\$1,592,572		
<b>CD 3 TOTAL</b>			<b>\$15,297,573</b>	<b>\$15,297,573</b>	<b>\$0</b>	<b>\$0</b>
S12	STUDIO CITY  CONSTRUCT MODERN GYM, COMMUNITY CENTER, LANDSCAPE AND IRRIGATION (formerly CD 2)	4	\$5,000,000	\$5,000,000		
<b>CD 4 TOTAL</b>			<b>\$5,000,000</b>	<b>\$5,000,000</b>	<b>\$0</b>	<b>\$0</b>
S60	ROGER JESSUP RECREATION CENTER (Includes Reprogramming from Project ID No. S63 - Stetson Ranch)  CONSTRUCTION OF CHILDCARE CENTER TO ENHANCE RECREATIONAL OPPORTUNITIES FOR CHILDREN	7	\$3,935,930	\$3,935,930		
S63	STETSON RANCH_ <b>Infeasibility Finding</b> (Funding Capacity Reprogrammed to Project ID No. S60 - Roger Jessup Recreation Center; C.F. 19-1006-S1) with \$500,000 retained for facility expansion activities.  LAND ACQUISITION, FACILITY EXPANSION	7	\$1,000,000	\$1,197,970		
<b>CD 7 TOTAL</b>			<b>\$4,935,930</b>	<b>\$5,133,900</b>	<b>\$0</b>	<b>\$0</b>
S70	MANCHESTER JUNIOR ARTS CENTER (formerly CD 10) (Inflation YR 14 - \$532,980; C.F. 10-1836;  REFURBISH, RETROFIT AND CONVERT CITY BUILDING INTO A JR. ARTS CENTER	8	\$2,332,980	\$2,332,980		
<b>CD 8 TOTAL</b>			<b>\$2,332,980</b>	<b>\$2,332,980</b>	<b>\$0</b>	<b>\$0</b>
S99	OAKWOOD JR. ARTS CENTER (Inflation YR 26 - \$1,070,645; GAP YR 28 - \$800,000)  REFURBISH, RETROFIT AND CONVERT VENICE LIBRARY INTO A JR. ARTS CENTER	11	\$2,370,645	\$2,370,645		
<b>CD 11 TOTAL</b>			<b>\$2,370,645</b>	<b>\$2,370,645</b>	<b>\$0</b>	<b>\$0</b>
S18	CASTLE PEAK PARK (formerly CD 3) (GAP YR 24 - \$364,000) (Inflation YR 24 - \$166,000)  OUTDOOR REFURBISHMENT, RESTROOMS	12	\$730,000	\$730,000		

Project ID	PROJECT TITLE & SCOPE	CD	TOTAL PROP K FUNDING AUTHORITY	PROP K FUNDS Years 1-28	Year 29 2025-26	Year 30 2026-27 (A List)
S20	LAZY J PARK (formerly CD 3) (GAP YR 24 - \$634,000) (Inflation YR 24 - \$166,000)  OUTDOOR REFURBISHMENT, RESTROOMS	12	\$1,000,000	\$1,000,000		
<b>CD 12 TOTAL</b>			<b>\$1,730,000</b>	<b>\$1,730,000</b>	<b>\$0</b>	<b>\$0</b>
S121	HOLLYWOOD RECREATION CENTER (Phase I - Pool Building: Inflation YR 16 - \$768,885) (Phase II - Gym: YR 20 - \$1,130,259; GAP YR 24 - \$773,527, Inflation YR 24 - \$609,245)  CONSTRUCT MODERN GYM AND POOL BUILDINGS	13	\$6,281,916	\$6,281,916		
<b>CD 13 TOTAL</b>			<b>\$6,281,916</b>	<b>\$6,281,916</b>	<b>\$0</b>	<b>\$0</b>
S78	ENGINE COMPANY 23 ARTS CENTER (Inflation YR 19 - \$1,615,596; GAP YR 19 - \$245,852; GAP YR 22 - \$600,000 per C.F. 18-0713; Formerly CD 9; GAP YR 26 - \$5,102,352) (YR 7: PREDEVELOPMENT, YR 8: RETROFIT OF FIRST FLOOR)  REFURBISH, RETROFIT AND CONVERT ENGINE COMPANY 23 INTO AN ARTS CENTER TO SERVE YOUTH	14	\$9,863,800	\$9,863,800		
S133	HIGHLAND PARK JR. ARTS CENTER  <b>Interest Year 13 \$1,611,213 (Reflected in FMS 43K, 43L, 43M/10L858)</b>  REFURBISH, RETROFIT AND CONVERT CITY BUILDING INTO A JR. ARTS CENTER	14	\$1,800,000	\$2,908,559		
<b>CD 14 TOTAL</b>			<b>\$11,663,800</b>	<b>\$12,772,359</b>	<b>\$0</b>	<b>\$0</b>
S145	ROSECRANS RECREATION CENTER  CONSTRUCTION OF CHILDCARE CENTER TO ENHANCE RECREATIONAL OPPORTUNITIES FOR CHILDREN	15	\$1,300,000	\$1,300,000		
<b>CD 15 TOTAL</b>			<b>\$1,300,000</b>	<b>\$1,300,000</b>	<b>\$0</b>	<b>\$0</b>
<b>LOCAL SUBTOTAL</b>			<b>\$52,412,844</b>	<b>\$53,719,373</b>	<b>\$0</b>	<b>\$0</b>
<b>REGIONAL AND LOCAL SUBTOTAL</b>			<b>\$138,007,536</b>	<b>\$139,435,769</b>	<b>\$0</b>	<b>\$274,165</b>
<b>Information Technology Agency (funding set-aside for all regions)</b>			<b>-</b>	<b>\$767,769</b>	<b>\$50,000</b>	<b>\$50,000</b>
<b>TOTAL ALL PROJECTS</b>			<b>-</b>	<b>\$503,508,713</b>	<b>\$12,972,247</b>	<b>\$324,165</b>
<b>INCLUDES ALL PREDEVELOPMENT, COMPETITIVE GRANTS, REGIONAL PROJECTS AND LOCAL PROJECTS</b>			<b>-</b>	<b>\$503,508,713</b>	<b>\$12,972,247</b>	<b>\$324,165</b>
	<b>OTHER COSTS</b>					
ADMN	ADMINISTRATION	NA	\$22,500,000	\$20,927,083	\$786,458	\$786,459
MAINT	MAINTENANCE	NA	\$112,500,000	\$91,302,760	\$4,774,916	\$4,836,817
SUPP	SUPPLEMENTAL MAINTENANCE	NA	-	\$11,585,507	\$0	\$0
0	INFLATION	NA	-	\$0	\$0	\$0
DBT1	DEBT SERVICE FOR SHORT TERM BOND	NA	-	\$5,486,725	\$0	\$0

Project ID	PROJECT TITLE & SCOPE	CD	TOTAL PROP K FUNDING AUTHORITY	PROP K FUNDS Years 1-28	Year 29 2025-26	Year 30 2026-27 (A List)
DBT2	DEBT SERVICE FOR LONG-TERM BOND	NA	-	\$49,925,015	\$0	\$0
GAP	ADDITIONAL SPECIFIED FUNDING	NA	-	\$0	\$6,466,379	\$19,052,559
<b>OTHER COSTS TOTAL</b>			-	<b>\$192,709,097</b>	<b>\$12,027,753</b>	<b>\$24,675,835</b>
<b>GRAND TOTAL - PROPOSITION K ASSESSMENT FUNDS</b>			<b>\$750,000,000</b>	<b>\$696,217,811</b>	<b>\$25,000,000</b>	<b>\$25,000,000</b>
<b>COMPETITIVE GRANTS (COMPLETED)</b>						
C1-1	24TH STREET THEATER (1st Cycle) RENOVATE BUILDING	1	\$26,450	\$20,200		
C139-5	LANLT: FRANCIS AVENUE COMMUNITY GARDEN (5th Cycle) ACQUISITION AND MINOR IMPROVEMENTS	1	\$450,000	\$450,000		
C43-2	LAUSD: LINCOLN HIGH SCHOOL (2nd Cycle) ATHLETIC FIELD LIGHTING	1	\$165,000	\$165,000		
C140-5	LAUSD: VISTA HERMOSA PARK (5th Cycle) DEVELOPMENT OF SOCCER FIELD	1	\$515,481	\$515,481		
C119-4	LOS ANGELES BOYS AND GIRLS CLUB (4th Cycle) GREENING AND RENOVATION OF BASEBALL/SOCCER/FOOTBALL FIELD & RENOVATION OF THE INDOOR & OUTDOOR BASKETBALL COURTS, NEW OUTDOOR PICNIC AREA, NEW SEATING, FENCING AND BEAUTIFICATION LANDSCAPING	1	\$400,000	\$400,000		
C189-7	PICO UNION HOUSING CORP OUTDOOR BASKETBALL COURT (7th Cycle) CONSTRUCT NEW OUTDOOR BASKETBALL COURT	1	\$250,000	\$250,000		
C190-7	PICO UNION HOUSING CORP OUTDOOR LIGHTING (7th Cycle) OUTDOOR BASKETBALL COURT LIGHTING	1	\$116,065	\$116,065		
C44-2	PLAZA DE LA RAZA (2nd Cycle) RENOVATE EXISTING FACILITIES	1	\$250,000	\$250,000		
C141-5	PLAZA DE LA RAZA (5th Cycle) FACILITY LIGHTING	1	\$500,000	\$500,000		
C211-8	PLAZA DE LA RAZA (8th Cycle) PARKING LOT LANDSCAPE AND LIGHTING	1	\$150,000	\$150,000		
C191-7	REC & PARKS: CYPRESS PARK COMMUNITY CENTER (7th Cycle; Refer to Bond Section - \$480,000) CONSTRUCT YOUTH RECREATION SPACE AS PART OF A NEW COMMUNITY CENTER AT FORMER LIBRARY FACILITY	1	\$500,000	\$20,000		

Project ID	PROJECT TITLE & SCOPE	CD	TOTAL PROP K FUNDING AUTHORITY	PROP K FUNDS Years 1-28	Year 29 2025-26	Year 30 2026-27 (A List)
C163-6	REC & PARKS: DOWNEY POOL (6th Cycle) CHILDREN'S WATER PLAY AREA IN POOL FACILITY	1	\$500,000	\$500,000		
C45-2	REC & PARKS: DOWNEY RECREATION CENTER (2nd Cycle) ATHLETIC FIELD LIGHTING	1	\$125,000	\$125,000		
C233-8	REC & PARKS: GLASSELL PARK SOCCER FIELD (8th Cycle; formerly CD 13) INSTALLATION OF NEW SYNTHETIC SOCCERFIELD	1	\$625,000	\$625,000		
C213-8	REC & PARKS: LINCOLN PARK PATH - PEDESTRIAN PATH LIGHTING (8th Cycle) PEDESTRIAN PATH LIGHTING	1	\$1,000,000	\$1,000,000		
C120-4	REC & PARKS: MACARTHUR PARK (4th Cycle; Includes reprogramming of \$290,895, per C.F. 12-0479) INSTALLATION OF 30" LIGHT STANDARDS IN AND AROUND MACARTHUR PARK	1	\$540,895	\$540,895		
C2-1	REC & PARKS: MOUNT OLYMPUS ACQUISITION (1st Cycle) ACQUIRE LAND	1	\$796,443	\$796,318		
C142-5	REC & PARKS: NORMANDIE RECREATION CENTER (5th Cycle) REFURBISHMENT AND EXPANSION OF BASKETBALL COURTS SIZE	1	\$310,000	\$310,000		
C121-4	REC & PARKS: TAYLOR YARDS (4th Cycle; Includes reprogrammed funds of \$203,878; additional reprogramming of \$861,251 authorized per C.F. 12-0479). CONSTRUCT 3 SOCCER FIELDS AND 1 BASEBALL FIELD, LIGHTING, PARKING AND ENTRANCE IMPROVEMENTS	1	\$2,065,129	\$2,065,129		
C212-8	REC & PARKS: ALBION RIVERSIDE PARK (8th Cycle) RENOVATE BASEBALL FIELD; RENOVATE PEDESTRIAN PATHWAY TO DOWNEY CHILD CARE CENTER; AND RENOVATE STAFF ACCESS ROAD AND PARKING LOT	1	\$684,355	\$684,355		
C251-9	REC & PARKS: HIGHLAND PARK RECREATION CENTER - SPORTS COURT LIGHTING (9th Cycle) REPLACE EXISTING LIGHTING AT TWO FULL BASKETBALL COURTS AND TWO HALF BASKETBALL COURTS WITH LEDs	1	\$420,000	\$420,000		

Project ID	PROJECT TITLE & SCOPE	CD	TOTAL PROP K FUNDING AUTHORITY	PROP K FUNDS Years 1-28	Year 29 2025-26	Year 30 2026-27 (A List)
<b>C164-6</b>	REC & PARKS: LINCOLN POOL (6th Cycle; Refer to Bond Section - \$210,490) CHILDREN'S WATER PLAY AREA IN POOL FACILITY	1	\$500,000	\$500,000		
<b>CD 1 TOTAL</b>			<b>\$10,264,818</b>	<b>\$70,484,649</b>	<b>\$0</b>	<b>\$0</b>
<b>C3-1</b>	MID-VALLEY JEOPARDY FOUNDATION, INC. (1st Cycle; formerly CD 5) LIGHTS AND AIR CONDITIONING	2	\$43,130	\$42,880		
<b>C197-7</b>	REC & PARKS: DE GARMO PARK (7th Cycle; Refer to Bond Section - \$500,000; formerly CD 6) CONSTRUCT NEW PLAYGROUND, INCLUDING LANDSCAPING AND SECURITY LIGHTING	2	\$600,000	\$100,000		
<b>C192-7</b>	REC & PARKS: LAURELGROVE (VALLEY PLAZA) PARK (7th Cycle; Refer to Bond Section - \$350,000) IRRIGATION AND LANDSCAPING	2	\$350,000	\$0		
<b>C51-2</b>	REC & PARKS: NORTH HOLLYWOOD RECREATION CENTER (2nd Cycle; formerly CD 4) RENOVATE THREE BALL DIAMONDS	2	\$244,938	\$244,938		
<b>C52-2</b>	REC & PARKS: NORTH HOLLYWOOD RECREATION CENTER (2nd Cycle; formerly CD 4) LIGHT ONE BALL DIAMOND	2	\$85,000	\$85,000		
<b>C53-2</b>	REC & PARKS: NORTH HOLLYWOOD RECREATION CENTER (2nd Cycle; formerly CD 4) SECURITY LIGHTING	2	\$40,000	\$40,000		
<b>C255-9</b>	REC & PARKS: NORTH HOLLYWOOD RECREATION CENTER - SPORTS COURT LIGHTING (9th Cycle) 1. REPLACE EXISTING LIGHTING AT ONE FULL BASKETBALL COURT, AND 1/2 BASKETBALL COURT WITH LEDs; 2. REPLACE EXISTING LIGHTING AT FOUR TENNIS COURTS WITH LEDs	2	\$430,000	\$430,000		
<b>C243-8</b>	REC & PARKS: STRATHERN PARK NORTH BASEBALL FIELDS (8th Cycle; Refer to Bond Section - \$400,000) LIGHTING AT TWO EXISTING BASEBALL FIELDS	2	\$400,000	\$0		
<b>C193-7</b>	REC & PARKS: VALLEY GLEN COMMUNITY PARK (7th Cycle) CONSTRUCT NEW UNIVERSAL ACCESS PLAYGROUND	2	\$480,000	\$480,000		

Project ID	PROJECT TITLE & SCOPE	CD	TOTAL PROP K FUNDING AUTHORITY	PROP K FUNDS Years 1-28	Year 29 2025-26	Year 30 2026-27 (A List)
C122-4	REC & PARKS: VERDUGO PEAK (4th Cycle; Includes reprogramming of \$106,478) ACQUIRE LAND FOR PARK	2	\$706,478	\$706,478		
C143-5	REC & PARKS: VERDUGO MOUNTAIN PARK (5th Cycle) LAND ACQUISITION	2	\$1,000,000	\$1,000,000		
C166-6	REC & PARKS: VERDUGO AREA ACQUISITION (6th Cycle; Includes reprogramming of \$106,484, per C.F.12-0479) ACQUISITION OF OPEN SPACE	2	\$1,106,484	\$1,106,484		
C214-8	REC & PARKS: WHITSETT SYNTHETIC SOCCER FIELD (8th Cycle) CONSTRUCT NEW SYNTHETIC SOCCER FIELDS	2	\$720,000	\$720,000		
C263-9	REC & PARKS: WHITSETT FIELDS PARK - SPORTS FIELDS LIGHTING PROJECT (9th Cycle) INSTALL NEW LED LIGHTING FOR THREE SOCCER FIELDS	2	\$2,000,000	\$2,000,000		
C4-1	TREE PEOPLE (1st Cycle; formerly CD 5) BUILD AN ENVIRONMENTAL CENTER	2	\$1,080,250	\$1,080,000		
C47-2	REC & PARKS: VAN NUYS/ SHERMAN OAKS PARK (2nd Cycle; formerly CD 5) CONSTRUCT CHILDREN'S WADING POOL	2	\$108,610	\$108,610		
C144-5	VALLEY VILLAGE SUNLAND ACTIVITY CENTER (5th Cycle) FACILITY RENOVATION AND EXPANSION	2	\$450,000	\$450,000		
C5-1	VICTORY VINELAND CHILDCARE CENTER (1st Cycle; Refer to Bond Section - \$1,687,987; Includes reprogramming of \$97,318, per C.F. 12-0479) BUILD A CHILDCARE CENTER	2	\$2,197,318	\$97,318		
<b>CD 2 TOTAL</b>			<b>\$12,042,208</b>	<b>\$8,691,708</b>	<b>\$0</b>	<b>\$0</b>
C48-2	CATHOLIC CHARITIES (2nd Cycle) ATHLETIC FIELD LIGHTING	3	\$42,800	\$42,800		
C6-1	EL CAMINO REAL HIGH BOOSTERS (1st Cycle) STADIUM LIGHTS	3	\$185,754	\$185,504		
C123-4	LAUSD: HALE MIDDLE SCHOOL (4th Cycle) GYMNASIUM IMPROVEMENTS	3	\$44,081	\$44,081		

Project ID	PROJECT TITLE & SCOPE	CD	TOTAL PROP K FUNDING AUTHORITY	PROP K FUNDS Years 1-28	Year 29 2025-26	Year 30 2026-27 (A List)
C7-1	LAUSD: RESEDA HIGH SCHOOL (1st Cycle) RENOVATE EXISTING WEIGHT ROOM AND OBSTACLE COURSE	3	\$64,715	\$64,465		
C8-1	REC & PARKS: LANARK POOL WATER SLIDE (1st Cycle) PURCHASE A WATER SLIDE	3	\$118,044	\$117,919		
C124-4	REC & PARKS: LANARK RECREATION CENTER (4th Cycle) REFURBISHMENT OF 4 BASEBALL FIELDS, IRRIGATION	3	\$792,000	\$792,000		
C167-6	THERAPEUTIC LIVING CENTERS FOR THE BLIND (6th Cycle) BUILD SPECIAL PLAYGROUND FOR PRESCHOOL AGE CHILDREN WITH MULTIPLE DISABILITIES	3	\$125,000	\$0		
C194-7	REC & PARKS: RESEDA RECREATION CENTER (7th Cycle) POOL REPLACEMENT	3	\$500,000	\$500,000		
C215-8	REC & PARKS: WOODLAND HILLS RECREATION CENTER (8th Cycle) DEMOLISH EXISTING GYMNASIUM, CONSTRUCT NEW RECREATION CENTER AND GYMNASIUM, AND CONSTRUCT A NEW COURTYARD	3	\$2,000,000	\$2,000,000		
C50-2	THERAPEUTIC LIVING CENTERS FOR THE BLIND (2nd Cycle) BUILD ENCLOSURE OVER POOL	3	\$371,650	\$371,650		
C257-9	REC & PARKS: RESEDA PARK - SPORTS COURT LIGHTING (9th Cycle) 1. REPLACE EXISTING LIGHTING AT TWO FULL BASKETBALL COURTS AND 1/2 BASKETBALL COURT WITH LEDs; 2. REPLACE EXISTING LIGHTING AT FOUR TENNIS COURTS WITH LEDs	3	\$450,000	\$450,000		
<b>CD 3 TOTAL</b>			<b>\$4,694,044</b>	<b>\$4,568,419</b>	<b>\$0</b>	<b>\$0</b>
C146-5	LAUSD: MARSHALL SENIOR HIGH SCHOOL (5th Cycle) ATHLETIC COMPLEX RENOVATIONS	4	\$200,000	\$200,000		
C168-6	LAUSD: MARSHALL SENIOR HIGH SCHOOL TRACK EXPANSION (6th Cycle) TRACK EXPANSION	4	\$808,335	\$808,335		
C147-5	REC & PARKS: CAHUENGA PEAK (5th Cycle) LAND ACQUISITION	4	\$755,000	\$755,000		

Project ID	PROJECT TITLE & SCOPE	CD	TOTAL PROP K FUNDING AUTHORITY	PROP K FUNDS Years 1-28	Year 29 2025-26	Year 30 2026-27 (A List)
C9-1	REC & PARKS: GRIFFITH PARK CAMP CABIN IMPROVEMENTS (1st Cycle) RENOVATE EXISTING FACILITIES	4	\$47,749	\$47,624		
C195-7	REC & PARKS: GRIFFITH PARK CRYSTAL SPRINGS BASEBALL FIELDS (7th Cycle; Scope and grant amount modified per C.F. 14-0588-S1) CONSTRUCT ONE NEW BASEBALL FIELD	4	\$425,000	\$500,000		
C216-8	REC & PARKS: GRIFFITH PARK HORTICULTURE LEARNING CENTER (8th Cycle) RENOVATE A PORTION OF THE EXISTING NURSERY ON COMMONWEALTH AVENUE	4	\$1,650,000	\$1,650,000		
C217-8	REC & PARKS: LAUREL CANYON / MULHOLLAND OPEN SPACE (8th Cycle) ACQUISITION OF LAND TO DEVELOP OPEN SPACE	4	\$1,500,000	\$1,500,000		
C262-9	REC & PARKS: VAN NUYS SHERMAN OAKS RECREATION CENTER - SPORTS COURT LIGHTING (9th Cycle) 1. REPLACE EXISTING LIGHTING AT TWO BASKETBALL COURTS WITH LEDs; 2. REPLACE EXISTING LIGHTING AT EIGHT TENNIS COURTS WITH LEDs	4	\$450,000	\$450,000		
C10-1	YMCA EAST VALLEY FAMILY BRANCH (1st Cycle) BUILD ROLLER HOCKEY RINK AND LIGHTS	4	\$310,250	\$310,000		
<b>CD 4 TOTAL</b>			<b>\$6,146,334</b>	<b>\$6,220,959</b>	<b>\$0</b>	<b>\$0</b>
C54-2	LAUSD: FAIRFAX HIGH SCHOOL (2nd Cycle) ATHLETIC FIELD LIGHTING	5	\$384,000	\$384,000		
C248-9	REC & PARKS: CHEVIOT HILLS RECREATION CENTER - SPORTS FIELD LIGHTING (9th Cycle) REPLACE EXISTING LIGHTING AT FOUR BASEBALL FIELDS WITH LEDs	5	\$400,000	\$400,000		
C196-7	REC & PARKS: PALMS RECREATION CENTER SOCCER FIELD (7th Cycle) CONSTRUCT NEW NATURAL TURF SOCCER FIELD	5	\$750,000	\$750,000		
C148-5	REC & PARKS: SEPULVEDA BASIN COMMUNITY GARDENS (5th Cycle; Includes reprogramming of \$216,044, per C.F. 12-0479) CONSTRUCT NEW RESTROOM FACILITY	5	\$766,044	\$766,044		

Project ID	PROJECT TITLE & SCOPE	CD	TOTAL PROP K FUNDING AUTHORITY	PROP K FUNDS Years 1-28	Year 29 2025-26	Year 30 2026-27 (A List)
C169-6	REC & PARKS: WESTWOOD RECREATION CENTER (6th Cycle; Includes reprogramming of \$110,299, per C.F. 12-0479)  REPLACE EXISTING VENTILATION SYSTEM FOR POOL AND/OR RECREATION CENTER	5	\$524,632	\$524,632		
<b>CD 5 TOTAL</b>			<b>\$2,824,676</b>	<b>\$2,824,676</b>	<b>\$0</b>	<b>\$0</b>
C204-7	ONEGENERATION DAYCARE CENTER (7th Cycle; formerly CD 12)  REPLACE 12 HEATING, VENTING AND AIR CONDITIONING UNITS	6	\$96,000	\$94,710		
C218-8	ONEGENERATION CENTER RENOVATIONS (8th Cycle)  REPLACE CHILDREN'S RESTROOMS AND ARTIFICIAL TURF	6	\$125,918	\$10,910		
C11-1	REC & PARKS: BRANFORD REC CENTER (1st Cycle; formerly CD 2)  DEVELOP BASEBALL FIELD	6	\$115,133	\$115,008		
C12-1	REC & PARKS: BRANFORD REC CENTER (1st Cycle; formerly CD 2)  LIGHTING	6	\$105,000	\$105,000		
C170-6	REC & PARKS: DELANO PARK (6th Cycle)  INSTALL NEW SYNTHETIC SOCCER FIELD ON EXISTING TURF FIELD, MODIFY IRRIGATION	6	\$1,000,000	\$637,401		
C46-2	REC & PARKS: MID VALLEY INTERGENERATIONAL CENTER (2nd Cycle award of \$380,308, of which \$347,383 was reprogrammed to Fox & Laurel Canyon, C171-6; formerly CD 2 and CD 7)  RENOVATE FACILITY TO ADD YOUTH WING	6	\$0	\$0		
C259-9	REC & PARKS: SEPULVEDA RECREATION CENTER - SPORTS FIELD LIGHTING (9th Cycle)  REPLACE EXISTING LIGHTING AT THREE BASEBALL FIELDS WITH LEDs	6	\$420,000	\$420,000		
C125-4	REC & PARKS: SHELDON ARLETA, aka CESAR CHAVEZ RECREATION COMPLEX (4th Cycle; Refer to Bond Section - \$1,196,122; Includes reprogrammed funds of \$203,878)  CONSTRUCTION OF 3 SOCCER FIELDS (2 WITH LIGHTS), 2 BASEBALL FIELDS SECURITY LIGHTING PARKING IRRIGATION, DRINKING FOUNTAINS, FENCING,	6	\$803,878	\$600,000		

Project ID	PROJECT TITLE & SCOPE	CD	TOTAL PROP K FUNDING AUTHORITY	PROP K FUNDS Years 1-28	Year 29 2025-26	Year 30 2026-27 (A List)
C13-1	ST. ELISABETH CHURCH ARCHDIOCESE OF LOS ANGELES (1st Cycle; formerly CD 11) REHABILITATE SPORTS FIELDS	6	\$49,749	\$49,499		
C244-8	REC & PARKS: STRATHERN WETLANDS PARK SYNTHETIC SOCCERFIELD (8th Cycle; Refer to Bond Section - \$728,539) SYNTHETIC SOCCERFIELD	6	\$1,000,000	\$0		
<b>CD 6 TOTAL</b>			<b>\$2,715,678</b>	<b>\$1,983,029</b>	<b>\$0</b>	<b>\$0</b>
C14-1	BOYS & GIRLS CLUB OF SAN FERNANDO VALLEY (1st Cycle) RENOVATE EXISTING FACILITIES	7	\$644,200	\$643,950		
C171-6	LANLT: FOX & LAUREL CANYON PARK (6th Cycle; Includes reprogramming of \$347,383 from Mid-Valley Intergenerational Center, C46-2; additional reprogramming of \$137,744, per C.F. 12-0479 to reimburse for project delivery costs) ACQUISITION AND DEVELOPMENT OF VACANT PROPERTY INTO PARK	7	\$970,255	\$932,224		
C149-5	REC & PARKS: BRAND PARK (5th Cycle; Includes reprogramming of \$400, per C.F. 12-0479) GREENING AND LANDSCAPING, IRRIGATION SYSTEM	7	\$456,600	\$456,600		
C150-5	REC & PARKS: DAVID M. GONZALES RECREATION CENTER (5th Cycle) BUILDING ENCLOSURE AND WEIGHT ROOM CONVERSION	7	\$282,400	\$282,400		
C220-8	REC & PARKS: DISCOVERY SCIENCE CENTER / CHILDREN'S MUSEUM OF LOS ANGELES (8th Cycle) CONSTRUCT PERMANENT EXHIBIT	7	\$1,251,750	\$1,251,750		
C221-8	REC & PARKS: VERDUGO HILLS POOL (8th Cycle) POOL AND BATHHOUSE UPGRADES	7	\$1,000,000	\$1,000,000		
C172-6	REC & PARKS: EL DORADO ACQUISITION (6th Cycle; Includes reprogramming of \$112,168 per C.F. 12-0479) ACQUISITION	7	\$612,168	\$612,168		
C56-2	REC & PARKS: GONZALEZ/ PACOIMA RECREATION CENTER (2nd Cycle) EXPAND BOXING FACILITY	7	\$587,391	\$587,391		
C57-2	REC & PARKS: HANSEN DAM (2nd Cycle) PURCHASE AND INSTALL WATER SLIDE	7	\$244,391	\$244,391		

Project ID	PROJECT TITLE & SCOPE	CD	TOTAL PROP K FUNDING AUTHORITY	PROP K FUNDS Years 1-28	Year 29 2025-26	Year 30 2026-27 (A List)
C198-7	REC & PARKS: HANSEN DAM BASEBALL FIELDS (7th Cycle)	7	\$1,000,000	\$1,000,000		
	REFURBISH THREE EXISTING BASEBALL FIELDS, INSTALL NEW RESTROOMS, BLEACHERS, SECURITY LIGHTING AND FENCING					
C15-1	REC & PARKS: HUBERT HUMPHREY POOL (1st Cycle)	7	\$118,044	\$117,919		
	PURCHASE A WATER SLIDE					
C95-3	REC & PARKS: ORO VISTA ACQUISITION (3rd Cycle; formerly CD 2)	7	\$940,950	\$940,950		
	ACQUIRE LAND FOR PARK					
C165-6	REC & PARKS: ORO VISTA PARK DEVELOPMENT (6TH Cycle; formerly CD 2)	7	\$350,000	\$350,000		
	DEVELOPMENT OF A PASSIVE PARK					
C258-9	REC & PARKS: RITCHIE VALENS PARK - SPORTS COURT LIGHTING (9th Cycle)	7	\$450,000	\$450,000		
	1. REPLACE EXISTING LIGHTING AT THREE BASKETBALL COURTS WITH LEDs; AND, 2. REPLACE EXISTING LIGHTING AT TWO TENNIS COURTS WITH LEDs.					
C17-1	REC & PARKS: SYLMAR REC CENTER (1st Cycle)	7	\$147,029	\$146,904		
	LIGHTS					
C126-4	REC & PARKS: SYLMAR RECREATION CENTER (4th Cycle)	7	\$608,037	\$608,037		
	SPLASH PADS					
<b>CD 7 TOTAL</b>			<b>\$9,663,215</b>	<b>\$9,624,684</b>	<b>\$0</b>	<b>\$0</b>
C18-1	ESPERANZA COMMUNITY HOUSING CORP. RICHARDSON FAMILY PARK (1st Cycle)	8	\$211,049	\$210,799		
	BUILD A PARK- GREENING					
C19-1	ESPERANZA COMMUNITY HOUSING CORP. RICHARDSON FAMILY PARK (1st Cycle)	8	\$42,693	\$42,693		
	BUILD A PARK- SPORTS FIELDS					
C127-4	LAUSD: CRENSHAW HIGH SCHOOL (4th Cycle)	8	\$641,000	\$641,000		
	NEW TRACK IMPROVEMENTS					
C97-3	PEOPLE WHO CARE YOUTH CENTER-PROJECT RENEW (3rd Cycle)	8	\$735,829	\$735,829		
	RENOVATE EXISTING 5,400 SQ FT BUILDING TO INCLUDE A MUSIC ROOM, GAME ROOM, AND CHILD CARE					

Project ID	PROJECT TITLE & SCOPE	CD	TOTAL PROP K FUNDING AUTHORITY	PROP K FUNDS Years 1-28	Year 29 2025-26	Year 30 2026-27 (A List)
<b>C265-9</b>	REC & PARKS: ALGIN SUTTON POOL AND SPLASHPAD PROJECT (9th Cycle) (C-List reprogramming in PY 26)  1. CONSTRUCT NEW SWIMMING POOL; 2. CONSTRUCT NEW SWIMMING POOL DECK AND ALL SURFACE AMENITIES ; 3. CONSTRUCT NEW SUPPORTING EQUIPMENT, PLUMBING & ELECTRICAL FOR THE POOL; and, 4. CONSTRUCT NEW SPLASH PAD.	8	\$4,000,000	\$2,292,472		
<b>C58-2</b>	REC & PARKS : ALGIN SUTTON RECREATION CENTER (2nd Cycle)  ATHLETIC IMPROVEMENTS TO MULTIPURPOSE SPORTS FIELD, BLEACHERS	8	\$242,838	\$242,838		
<b>C59-2</b>	REC & PARKS: ALGIN SUTTON RECREATION CENTER (2nd Cycle)  BUILD NEW ATHLETIC FIELD RESTROOM AND REFURBISH EXISTING RESTROOM	8	\$248,488	\$248,488		
<b>C128-4</b>	REC & PARKS: HARVARD PARK (aka JACKIE TATUM) POOL (4th Cycle; Includes reprogramming of \$638,667 per C.F. 12-0479)  DEMOLITION AND REPLACEMENT OF POOL AND BATHHOUSE	8	\$1,638,667	\$1,638,667		
<b>C151-5</b>	REC & PARKS: HARVARD RECREATION CENTER (5th Cycle)  CONSTRUCT IN-GROUND SKATE PARK	8	\$546,000	\$546,000		
<b>C173-6</b>	REC & PARKS: HARVARD RECREATION CENTER (6th Cycle; Refer to Bond Section - \$487,000)  REFURBISH TURF, REPLACE FENCING/BACK STOP FABRIC, INSTALL AWNINGS ON DUGOUTS, REPLACE IRRIGATION/ELECTRICAL PANEL ENCLOSURE, REPLACE BLEACHERS & PADS, NEW WALKING/JOGGING PATH AROUND PERIMETER	8	\$712,000	\$225,000		
<b>C222-8</b>	REC & PARKS: LOREN MILLER SYNTHETIC SOCCERFIELD (8th Cycle)  CONSTRUCT SYNTHETIC SOCCERFIELD	8	\$400,000	\$400,000		
<b>C20-1</b>	REC & PARKS: MARTIN LUTHER KING JR. THERAPEUTIC FACILITY (1st Cycle)  EXPAND EXISTING FACILITIES	8	\$1,201,625	\$1,201,500		

Project ID	PROJECT TITLE & SCOPE	CD	TOTAL PROP K FUNDING AUTHORITY	PROP K FUNDS Years 1-28	Year 29 2025-26	Year 30 2026-27 (A List)
C199-7	REC & PARKS: MARTIN LUTHER KING JR. THERAPEUTIC CENTER SOCCER FIELD (7th Cycle; Refer to Bond Section - \$456,022)	8	\$476,022	\$0		
C60-2	CONSTRUCT SYNTHETIC TURF SPORTS FIELD REC & PARKS: MOUNT CARMEL RECREATION CENTER (2nd Cycle; formerly CD 9) RENOVATE ATHLETIC FIELDS, BASKETBALL COURT, NEW RESTROOM	8	\$362,244	\$362,244		
C61-2	REC & PARKS: MOUNT CARMEL RECREATION CENTER (2nd Cycle; formerly CD 9) LIGHTING FOR BALL FIELD	8	\$190,691	\$190,691		
C62-2	REC & PARKS: MOUNT CARMEL RECREATION CENTER (2nd Cycle; formerly CD 9) NEW CHILDREN'S PLAY AREA, GREENING OF PICNIC AREA, PARKING LOT LIGHTING, FENCING	8	\$190,029	\$190,029		
C261-9	REC & PARKS: VAN NESS RECREATION CENTER - BATHHOUSE REPLACEMENT (9th Cycle) 1. DEMOLISH EXISTING BATHHOUSE; AND, 2. REPLACE BATHHOUSE.	8	\$3,873,853	\$3,873,853		
C223-8	REC & PARKS: VERMONT AND GAGE POCKET PARK (8th Cycle) DEVELOP POCKET PARK	8	\$1,000,000	\$1,000,000		
C224-8	GRAND HOPE PARK, INC. (8th Cycle award of \$373,663 rescinded and reprogrammed to Heart of Los Angeles Enrichment and Recreation Center, C226-8, per C.F. 16-0428; formerly CD 9) LIGHTING AND SECURITY SYSTEM UPGRADES AND OUTDOOR IMPROVEMENTS	8	\$0	\$0		
C63-2	TESTIMONIAL COMMUNITY LOVE CENTER (2nd Cycle) RENOVATION OF BUILDING FOR USE AS CHILDCARE FACILITY	8	\$247,280	\$247,280		
<b>CD 8 TOTAL</b>			<b>\$16,960,308</b>	<b>\$14,289,383</b>	<b>\$0</b>	<b>\$0</b>
C21-1	AFRICAN AMERICAN UNITY CENTER (1st Cycle) RENOVATE EXISTING BUILDING	9	\$338,274	\$338,024		
C22-1	ALL PEOPLE'S CHRISTIAN CENTER (1st Cycle) RENOVATE EXISTING FACILITIES	9	\$254,464	\$254,214		
C64-2	ART SHARE LOS ANGELES (2nd Cycle) RENOVATE DANCE STUDIO	9	\$250,000	\$250,000		

Project ID	PROJECT TITLE & SCOPE	CD	TOTAL PROP K FUNDING AUTHORITY	PROP K FUNDS Years 1-28	Year 29 2025-26	Year 30 2026-27 (A List)
C200-7	AVALON CARVER YOUTH RECREATION CENTER (7th Cycle) RENOVATE EXISTING FACILITY TO PROVIDE INDOOR AND OUTDOOR YOUTH RECREATIONAL SPACE	9	\$407,844	\$407,844		
C99-3	COMMUNITY REDEVELOPMENT AGENCY (CRA) CALIFORNIA PLAZA (3rd Cycle award of \$180,000 rescinded per C.F. 09-0469 and reprogrammed to Variety Boys and Girls, C184-6) AWNINGS	9	\$0	\$0		
C152-5	COMMUNITY REDEVELOPMENT AGENCY (CRA) VENICE HOPE RECREATION CENTER, aka HOPE STREET FAMILY CENTER (Assigned to California Hospital Medical Center Property Management, LLC. per C.F. 13-0508) (5th Cycle; Includes reprogramming of \$6,651 per C.F. 12-0479) OUTDOOR IMPROVEMENTS AND LIGHTING	9	\$597,651	\$597,561		
C65-2	HOUSING AUTHORITY: AVALON GARDENS (2nd Cycle - formerly CD 8) CONSTRUCTION OF ART STUDIO FOR YOUTH	9	\$245,500	\$245,500		
C153-5	LANLT: GAGE AVALON PARK (5th Cycle; Includes reprogramming of \$35,483 per C.F. 12-0479) PARK DEVELOPMENT	9	\$252,483	\$252,483		
C174-6	LAUSD: FREMONT HIGH SCHOOL (6th Cycle) INSTALLATION OF SYNTHETIC TURF SPORTS FIELD	9	\$500,000	\$500,000		
C176-6	PEOPLE COORDINATED SERVICES (6th Cycle) PCS YOUTH AND FAMILY RECREATION CENTER	9	\$700,330	\$700,330		
C100-3	CONCERNED CITIZENS OF SOUTH CENTRAL LOS ANGELES (3rd Cycle) CONSTRUCT 53,000 SQ FT SOCCER FIELD WITH SYNTHETIC PLAYING SURFACE	9	\$760,054	\$760,054		
C225-8	REC & PARKS: CENTRAL RECREATION CENTER POOL (8th Cycle) RENOVATE POOL AND BATHHOUSE	9	\$500,000	\$500,000		
C129-4	REC & PARKS: ROSS SNYDER REC CENTER (4th Cycle) REFURBISHMENT OF TWO EXISTING BASEBALL FIELDS, NEW IRRIGATION, AND PERIMETER FENCING	9	\$551,151	\$551,151		

Project ID	PROJECT TITLE & SCOPE	CD	TOTAL PROP K FUNDING AUTHORITY	PROP K FUNDS Years 1-28	Year 29 2025-26	Year 30 2026-27 (A List)
C245-5	REC & PARKS: SLAUSON RECREATION CENTER LIGHTING (5th Cycle; See Bond Section - \$73,000) (Funded through the C-List of Eligible Projects)	9	\$73,000	\$0		
C154-5	LIGHTING FOR BASEBALL AND BASKETBALL AREAS REC & PARKS: SOUTH L.A. WETLANDS (5th Cycle; Includes reprogramming of \$114,906 per C.F. 12-0479)	9	\$1,114,906	\$1,114,906		
C201-7	ACQUISITION FOR DEVELOPMENT OF A WETLANDS REC & PARKS: SOUTH L.A. WETLANDS POCKET PARK (7th Cycle)	9	\$500,000	\$500,000		
C260-9	DEVELOP POCKET PARK REC & PARKS: SOUTH PARK RECREATION CENTER - SPORTS FIELD LIGHTING (9th Cycle)	9	\$1,400,000	\$1,400,000		
C67-2	INSTALL NEW LIGHTING FOR PROPOSED ONE SYNTHETIC SOCCER FIELD AND LIGHTING FOR ONE EXISTING BASEBALL FIELD/MULTIPURPOSE FIELD REC & PARKS: VERMONT SQUARE (2nd Cycle)	9	\$203,204	\$203,204		
C68-2	LANDSCAPING AND TREE PLANTING, IRRIGATION PICNIC AREA REC & PARKS: VERMONT SQUARE (2nd Cycle)	9	\$212,305	\$212,056		
<b>CD 9 TOTAL</b>			<b>\$8,861,166</b>	<b>\$8,787,327</b>	<b>\$0</b>	<b>\$0</b>
C130-4	BASKETBALL COURT, RESTROOM IMPROVEMENTS CARECEN (4th Cycle)	10	\$250,000	\$250,000		
C101-3	REMODEL OF INDOOR AND OUTDOOR SPACE TO PROVIDE YOUTH WITH SUPERVISED SAFE AND ACCESSIBLE RECREATION GRAMERCY HOUSING GROUP (3rd Cycle)	10	\$185,000	\$185,000		
C226-8	EXPANSION OF CHILDCARE FACILITY HEART OF LOS ANGELES ENRICHMENT AND RECREATION CENTER (8th Cycle; Includes \$373,663 in reprogrammed funds from Grand Hope Park, Inc, C224-8, per C.F. 16-0428; Project scope change per C.F. 16-0551)	10	\$1,361,180	\$1,361,180		
C23-1	DEVELOPMENT OF A 24,000-32,000 SQ. FT. ART, ENRICHMENT AND RECREATION CENTER LAUSD: LA CENTER FOR ENRICHED STUDIES (LACES) (1st Cycle)	10	\$856,611	\$856,353		
	BUILD A NEW SPORTS FACILITY					

Project ID	PROJECT TITLE & SCOPE	CD	TOTAL PROP K FUNDING AUTHORITY	PROP K FUNDS Years 1-28	Year 29 2025-26	Year 30 2026-27 (A List)
C24-1	RANCHO CIENEGA CHILDCARE CENTER, aka IRA C. MASSEY (1st Cycle; Refer to Bond Section - \$1,687,987; Includes reprogramming of \$146,013 per C.F. 12-0479) BUILD A CHILDCARE CENTER	10	\$2,246,013	\$146,013		
C177-6	REC & PARKS: BENNY POTTER PARK (6th Cycle; Includes reprogramming of \$270,943 per C.F. 12-0479) GREENING, IRRIGATION, PICNIC AREA, PATH WITH OUTDOOR FITNESS STATIONS	10	\$925,943	\$631,177		
C69-2	REC & PARKS: CELES KING III (aka RANCHO CIENEGA) POOL (2nd Cycle) UPGRADE POOL FACILITY, INCLUDING ADA COMPLIANCE	10	\$192,508	\$192,508		
C70-2	REC & PARKS: QUEEN ANNE RECREATION CENTER (2nd Cycle; Includes reprogramming of \$150,697 per C.F. 12-0479) ACQUISITION OF LAND TO EXPAND PARK	10	\$863,697	\$821,886		
C25-1	REC & PARKS: RANCHO CIENEGA SPORTS CENTER REFURBISHMENT (1st Cycle) REFURBISH GYM	10	\$295,227	\$295,102		
C246-9	REC & PARKS: BALDWIN HILLS RECREATION CENTER - SPORTS FIELD AND SPORTS COURT LIGHTING (9th Cycle) 1. REPLACE EXISTING LIGHTING AT THREE BASEBALL FIELDS WITH LEDs; AND, 2. REPLACE EXISTING LIGHTING AT TWO BASKETBALL COURTS WITH LEDs.	10	\$450,000	\$450,000		
C72-2	REC & PARKS: WASHINGTON IRVING POCKET PARK (2nd Cycle) GREENING OF POCKET PARK	10	\$76,220	\$76,220		
C202-7	REC & PARKS: WESTSIDE NEIGHBORHOOD PARK (7th Cycle) INSTALL PERIMETER LIGHTING AND FENCING	10	\$500,000	\$500,000		
C73-2	THE JEFFREY FOUNDATION (2nd Cycle) UPGRADE RECREATIONAL FACILITY	10	\$180,000	\$180,000		
C155-5	THE JEFFREY FOUNDATION (5th Cycle) RENOVATION AND EXPANSION OF EXISTING FACILITY	10	\$246,000	\$246,000		
<b>CD 10 TOTAL</b>			<b>\$8,628,399</b>	<b>\$6,191,439</b>	<b>\$0</b>	<b>\$0</b>

Project ID	PROJECT TITLE & SCOPE	CD	TOTAL PROP K FUNDING AUTHORITY	PROP K FUNDS Years 1-28	Year 29 2025-26	Year 30 2026-27 (A List)
C228-8	HACLA: MAR VISTA GARDENS LIGHTING (8th Cycle; formerly Rec & Parks) OUTDOOR LIGHTING FOR BASEKTBALL COURT, HANDBALL COURT AND PICNIC AREA	11	\$50,000	\$50,000		
C74-2	MAR VISTA FAMILY CENTER, aka THE MAR VISTA INSTITUTE (2nd Cycle; formerly CD 6) CONSTRUCTION OF YOUTH CENTER	11	\$154,775	\$145,253		
C103-3	MAR VISTA INSTITUTE - ART CENTER (3rd Cycle; formerly CD 6) RENOVATE EXISTING CLASSROOM AND COMPUTER ROOM TO FUNCTION AS AN ART CENTER	11	\$83,669	\$83,669		
C104-3	MAR VISTA INSTITUTE - CHILD CARE CENTER (3rd Cycle; formerly CD 6) RENOVATE CHILD CARE CENTER	11	\$99,584	\$0		
C105-3	MAR VISTA INSTITUTE AT-RISK YOUTH CENTER (3rd Cycle; formerly CD 6) EXPANSION OF YOUTH CENTER	11	\$500,000	\$500,000		
C203-7	REC & PARKS : CULVER SLAUSON COMMUNITY CENTER (7th Cycle) BUILD NEW YOUTH COMMUNITY CENTER, INCLUDING RESTROOMS AND LANSCAPING	11	\$1,000,000	\$1,000,000		
C75-2	REC & PARKS: MAR VISTA RECREATION CENTER (2nd Cycle) CONSTRUCT ROLLER HOCKEY RINK	11	\$247,837	\$247,837		
C156-5	REC & PARKS: STONER PARK LIGHTING (5th Cycle) ROADWAY AND SIDEWALK LIGHTING ADJACENT TO STONER RECREATION CENTER PARK	11	\$100,000	\$100,000		
C157-5	REC & PARKS: TEMESCAL CANYON PARK (5th Cycle) REFURBISHMENT OF EXISTING PICNIC AREAS	11	\$250,000	\$250,000		
C178-6	REC & PARKS: VENICE BEACH (6th Cycle) SOLAR SECURITY LIGHTING FOR GRAFFITI WALL	11	\$73,000	\$73,000		
C26-1	SANTA MONICA MOUNTAINS CONSERVANCY - MANDEVILLE CANYON (1st Cycle; Refer to Bond Section - \$2,441,410; Includes reprogramming of \$108,129 per C.F. 12-0479) ACQUISITION OF MANDEVILLE CANYON	11	\$3,000,000	\$108,129		

Project ID	PROJECT TITLE & SCOPE	CD	TOTAL PROP K FUNDING AUTHORITY	PROP K FUNDS Years 1-28	Year 29 2025-26	Year 30 2026-27 (A List)
C27-1	TEMESCAL GATEWAY PARK (1st Cycle) RENOVATE EXISTING FACILITIES	11	\$1,000,318	\$1,000,068		
C28-1	VENICE COMMUNITY HOUSING CORPORATION (1st Cycle; formerly CD 6) RENOVATE CHILDCARE FACILITY	11	\$175,620	\$175,370		
C106-3	WESTCHESTER MARINA DEL REY YOUTH FOUNDATION (3rd Cycle; formerly CD 6) LIGHTING FOR FIELDS	11	\$296,000	\$296,000		
C29-1	WESTSIDE CHILDREN'S CENTER (1st Cycle; formerly CD 6) BUILD CHILD CARE FACILITY	11	\$900,250	\$900,000		
C229-8	REC & PARKS: VENICE BEACH RESTROOMS (8th Cycle) REPLACEMENT OF EXISTING RESTROOMS	11	\$750,000	\$750,000		
<b>CD 11 TOTAL</b>			<b>\$8,681,053</b>	<b>\$5,629,325</b>	<b>\$0</b>	<b>\$0</b>
C107-3	CSUN POOL FOR THE DISABLED (3rd Cycle) INSTALL MOVEABLE FLOOR POOL FOR DISABLED YOUTH	12	\$250,000	\$250,000		
C30-1	LAUSD: BIRMINGHAM HIGH SCHOOL (1st Cycle; formerly CD 3) LIGHTS	12	\$110,731	\$110,481		
C145-5	LAUSD: CLEVELAND SENIOR HIGH SCHOOL (5th Cycle; formerly CD 3) FIELD IMPROVEMENTS, FENCING, LANDSCAPING	12	\$101,000	\$101,000		
C76-2	LAUSD: PATRICK HENRY MIDDLE SCHOOL (2nd Cycle) CONSTRUCT FITNESS CENTER	12	\$211,270	\$211,270		
C131-4	REC & PARKS: ALISO CANYON (4th Cycle; Includes reprogramming of \$108,935 per C.F. 12-0479) ACQUIRE LAND FOR NEW PARK	12	\$658,935	\$658,935		
C205-7	REC & PARKS: ALISO CANYON PARK DEVELOPMENT (7th Cycle) PARK DEVELOPMENT, INCLUDING EQUESTRIAN FEATURES, TRAILS, URBAN GREENING AND OPEN SPACE	12	\$1,000,000	\$1,000,000		
C230-8	REC & PARKS: CHATSWORTH & DESOTO POCKET PARK (8th Cycle) ACQUISITION AND DEVELOPMENT OF POCKET PARK	12	\$1,264,844	\$10,000		

Project ID	PROJECT TITLE & SCOPE	CD	TOTAL PROP K FUNDING AUTHORITY	PROP K FUNDS Years 1-28	Year 29 2025-26	Year 30 2026-27 (A List)
C179-6	REC & PARKS: CHATSWORTH PARK NORTH (6th Cycle; Includes reprogramming of \$114,707 per C.F. 12-0479) REPLACE INFIELDS, LEVEL/RESEED OUTFIELD, REPLACE IRRIGATION SYSTEM, REPLACE FENCE FABRIC, NEW BLEACHERS, DRINKING FOUNTAINS	12	\$705,689	\$705,689		
C180-6	REC & PARKS: CHATSWORTH PARK SOUTH (6th Cycle; Includes reprogramming of \$108,433 per C.F. 12-0479) NEW GYMNASIUM FLOOR	12	\$219,433	\$219,433		
C158-5	REC & PARKS: MASON PARK (5th Cycle) OUTDOOR IMPROVEMENT, IRRIGATION	12	\$760,400	\$760,400		
C77-2	REC & PARKS: NORTHRIDGE POOL (2nd Cycle) POOL HEATER, ADA REQUIRED UPGRADES	12	\$137,122	\$0		
C231-8	REC & PARKS: OAKRIDGE ESTATE (8th Cycle) DEVELOP COMMUNITY PARK, WALKING TRAILS AND CH	12	\$1,300,000	\$1,300,000		
C31-1	REC & PARKS: PEDLOW FIELD SKATEBOARD PARK (1st Cycle; formerly CD 3,6) BUILD SKATEBOARD PARK	12	\$344,741	\$336,916		
C108-3	REC & PARKS: PEDLOW SKATE PARK (PHASE II) (3rd Cycle; formerly CD 3,6) CONSTRUCTION OF A SKATE PARK (Phase II)	12	\$1,000,000	\$1,000,000		
C32-1	YMCA NORTH VALLEY FAMILY BRANCH (1st Cycle) BUILD NEW GYM	12	\$960,000	\$960,000		
C256-9	REC & PARKS: NORTHRIDGE RECREATION CENTER - SPORTS COURT LIGHTING (9th Cycle) 1. REPLACE EXISTING LIGHTING AT ONE BASKETBALL COURT WITH LEDs; AND, 2. REPLACE EXISTING LIGHTING AT FOUR TENNIS COURTS WITH LEDs.	12	\$450,000	\$450,000		
C267-10	THE UNIVERSITY CORPORATION: ABBOTT AND LINDA BROWN WESTERN CENTER FOR ADAPTIVE AQUATIC THERAPY (10th Cycle) REPAIR AND INSTALL THE MOVEABLE POOL FLOOR FOR ADAPTIVE AND THERAPEUTIC EXERCISES AND SPORTS FOR THE DISABLED	12	\$172,000	\$0		
<b>CD 12 TOTAL</b>			<b>\$9,474,165</b>	<b>\$8,074,124</b>	<b>\$0</b>	<b>\$0</b>

Project ID	PROJECT TITLE & SCOPE	CD	TOTAL PROP K FUNDING AUTHORITY	PROP K FUNDS Years 1-28	Year 29 2025-26	Year 30 2026-27 (A List)
C109-3	CHILDREN'S HOSPITAL LOS ANGELES CHILD DEVELOPMENT CENTER (3rd Cycle) PLAYGROUND REMODELING	13	\$66,338	\$66,338		
C181-6	CHILDREN'S INSTITUTE, INC. (6th Cycle; Includes \$150,000 in reprogrammed funds from Hollywood Beautification, C159-5; C.F. 09-0468) URBAN GREENING FOR TEMPLE STREET CAMPUS	13	\$550,000	\$550,000		
C206-7	CHILDRENS HOSPITAL LOS ANGELES CHILDCARE EXPANSION (7th Cycle) EXPAND EXISTING CHILD DEVELOPMENT CENTER TO INCLUDE ADDITIONAL CLASSROOMS AND NEW RESTROOMS	13	\$800,660	\$0		
C33-1	EL CENTRO DEL PUEBLO (1st Cycle; Refer to Bond Section - \$763,637) RENOVATE EXISTING FACILITIES	13	\$10,000	\$10,000		
C159-5	HOLLYWOOD BEAUTIFICATION TEAM/NEIGHBORHOOD GREENING (5th cycle award of \$150,000 rescinded per C.F. 09-0468 and reprogrammed to Children's Institute, C181-6) PLANTING OF 337 TREES AND INSTALLATION OF THREE VINING LOCATIONS	13	\$0	\$0		
C34-1	LAUSD WASHINGTON IRVING MIDDLE SCHOOL (1st Cycle; Refer to Bond Section - \$1,104,988) CREATE PARK AND SPORTS FIELDS	13	\$1,374,700	\$0		
C182-6	LAUSD: BELMONT HIGH SCHOOL (6th Cycle) INSTALLATION OF SYNTHETIC TURF SPORTS FIELD	13	\$500,000	\$500,000		
C207-7	LAUSD: BELMONT HIGH SCHOOL (7th Cycle) SYNTHETIC TRACK AND LANDSCAPING	13	\$500,000	\$500,000		
C132-4	LAUSD: DAYTON ELEMENTARY SCHOOL (4th Cycle) PLAYGROUND WITH RESTROOM FACILITIES	13	\$324,000	\$324,000		
C78-2	P.F. BRESEE FOUNDATION (2nd Cycle) RENOVATION OF BUILDING INTO COMMUNITY/ YOUTH CENTER	13	\$200,000	\$200,000		
C94-3	REC & PARKS: ECHO PARK POOL, aka ECHO DEEP POOL (3rd & 4th Cycle; formerly CD 1) UPGRADE EXISTING ECHO PARK POOL AND BATHHOUSE	13	\$3,296,400	\$988,920		
C79-2	REC & PARKS: JUNTOS PARK (2nd Cycle) PARK DEVELOPMENT	13	\$331,988	\$331,988		

Project ID	PROJECT TITLE & SCOPE	CD	TOTAL PROP K FUNDING AUTHORITY	PROP K FUNDS Years 1-28	Year 29 2025-26	Year 30 2026-27 (A List)
C234-8	REC & PARKS: JUNTOS PARK (8th Cycle) REPLACE WATER CIRCULATION SYSTEM FOR EXISTING SPLASH PADS	13	\$300,000	\$300,000		
C35-1	REC & PARKS: LEXINGTON POCKET PARK (1st Cycle) ACQUIRE LAND	13	\$155,250	\$155,000		
C36-1	REC & PARKS: LEXINGTON POCKET PARK (1st Cycle) URBAN GREENING	13	\$231,028	\$228,028		
C81-2	REC & PARKS: TEMPLE-BEVERLY PARK, aka Lake Street Park (2nd Cycle) LANDSCAPING, IRRIGATION	13	\$127,788	\$127,788		
C82-2	REC & PARKS: TEMPLE-BEVERLY PARK, aka Lake Street Park (2nd Cycle) ATHLETIC FIELD LIGHTING	13	\$208,323	\$208,323		
C83-2	REC & PARKS: TEMPLE-BEVERLY PARK, aka Lake Street Park (2nd Cycle) PRACTICE ATHLETIC FIELDS	13	\$97,785	\$97,785		
C84-2	REC & PARKS: TEMPLE-BEVERLY PARK, aka Lake Street Park (2nd Cycle) DEMOLITION OF BUILDING, BUILD RECREATION CENTER WITH MULTIPURPOSE ROOM AND RESTROOMS	13	\$36,888	\$36,888		
C133-4	REC & PARKS: YUCCA PARK (4th Cycle; Includes reprogramming of \$254,659 per C.F. 12-0479) SYNTHETIC SOCCER FIELD	13	\$554,659	\$554,659		
C85-2	SEARCH TO INVOLVE PILIPINO AMERICANS (SIPA) (2nd Cycle) RENOVATION OF YOUTH AND COMMUNITY CENTER	13	\$250,000	\$250,000		
C232-8	REC & PARKS: ECHO PARK SKATE PARK (8th Cycle) DEVELOP NEW SKATE PARK	13	\$500,000	\$500,000		
C253-9	REC & PARKS: LEMON GROVE RECREATION CENTER - SPORTS FIELD AND COURT LIGHTING (9th Cycle) 1. REPLACE EXISTING LIGHTING AT ONE BASEBALL FIELD WITH LEDs; AND, 2. REPLACE EXISTING LIGHTING AT TWO BASKETBALL COURTS WITH LEDs.	13	\$420,000	\$420,000		
<b>CD 13 TOTAL</b>			<b>\$10,835,807</b>	<b>\$6,349,717</b>	<b>\$0</b>	<b>\$0</b>

Project ID	PROJECT TITLE & SCOPE	CD	TOTAL PROP K FUNDING AUTHORITY	PROP K FUNDS Years 1-28	Year 29 2025-26	Year 30 2026-27 (A List)
C37-1	BARRIO ACTION YOUTH & FAMILY CENTER (1st Cycle) BUILD A YOUTH AND FAMILY CENTER	14	\$1,103,762	\$1,097,512		
C110-3	CAL STATE L.A. - ANNA BING ARNOLD CHILDREN'S CENTER (3rd Cycle) RENOVATE CHILD CARE CENTER AND PLAY YARD	14	\$289,335	\$0		
C86-2	HOUSING AUTHORITY: PICO ALISO (2nd Cycle) RENOVATE GYM	14	\$247,000	\$0		
C175-6	LITTLE TOKYO SERVICE CENTER BUDOKAN (6th Cycle; formerly CD 9) CONSTRUCT NEW INDOOR BASKETBALL COURTS	14	\$250,000	\$250,000		
C235-8	LITTLE TOKYO SERVICE CENTER BUDOKAN (8th Cycle) DEVELOP ROOF TOP PARK WITH JOGGING TRACK, CHILDRENS' PLAYGROUND, COMMUNITY GARDEN AND READING GROVE	14	\$1,300,000	\$1,300,000		
C112-3	PARA LOS NINOS (3rd Cycle) RENOVATION OF 6TH STREET CHILDCARE AND DEVELOPMENT CENTER	14	\$500,000	\$500,000		
C87-2	REC & PARKS: ASCOT PARK (2nd Cycle) ACQUISITION OF LAND	14	\$535,250	\$10,000		
C88-2	REC & PARKS: ASCOT PARK (2nd Cycle) GREENING OF PARK	14	\$124,486	\$0		
C160-5	REC & PARKS: ASCOT HILLS PARK (5th Cycle) PARK DEVELOPMENT	14	\$250,000	\$250,000		
C183-6	REC & PARKS: COSTELLO POOL (6th Cycle) CHILDREN'S WATER PLAY AREA IN POOL FACILITY	14	\$500,000	\$200,000		
C236-8	REC & PARKS: EVERGREEN PARK ADA IMPROVEMENTS (8th Cycle) ADA IMPROVEMENTS TO RESTROOMS, BASEBALL FIELD AND BASKETBALL COURT	14	\$750,000	\$750,000		
C161-5	REC & PARKS: PECAN RECREATION CENTER (5th Cycle; Includes reprogramming of \$212,137 per C.F. 12-0479) RESTROOM, OUTDOOR IMPROVEMENTS	14	\$332,137	\$332,137		

Project ID	PROJECT TITLE & SCOPE	CD	TOTAL PROP K FUNDING AUTHORITY	PROP K FUNDS Years 1-28	Year 29 2025-26	Year 30 2026-27 (A List)
C89-2	REC & PARKS: ROSE HILL PARK & RECREATION CENTER (2nd Cycle) RESTROOM IMPROVEMENTS, NEW BASKETBALL COURT	14	\$211,789	\$211,789		
C237-8	REC & PARKS: ROSE HILL PARK - NEW PEDESTRIAN PATHWAYS AND WALKWAYS (8th Cycle) DEVELOP NEW PEDESTRIAN PATH/WALKWAYS	14	\$400,000	\$400,000		
C264-9	REC & PARKS: YOSEMITE RECREATION CENTER - SPORTS FIELD LIGHTING (9th Cycle) REPLACE EXISTING LIGHTING AT TWO BASEBALL FIELDS WITH LEDs	14	\$450,000	\$450,000		
C113-3	SALESIAN BOYS AND GIRLS CLUB OF L.A. (3rd Cycle) RENOVATE YOUTH CENTER	14	\$118,421	\$0		
C134-4	SALESIAN HIGH SCHOOL (4th Cycle) SYNTHETIC SOCCER FIELD	14	\$650,000	\$650,000		
C114-3	WHITE MEMORIAL - RAINBOW CHILDREN'S CENTER (3rd Cycle) RENOVATION OF RAINBOW CHILDREN'S CENTER	14	\$274,381	\$0		
C135-4	VARIETY BOYS AND GIRLS CLUB (4th Cycle) RENOVATION OF AQUATIC FACILITIES	14	\$400,000	\$0		
C184-6	VARIETY BOYS & GIRLS CLUB (6th Cycle; Includes \$180,000 in reprogrammed funds from Community Redevelopment Agency Awnings, C99-3; per C.F. 09-0469) CONSTRUCT NEW GYMNASIUM	14	\$376,742	\$180,000		
<b>CD 14 TOTAL</b>			<b>\$9,063,303</b>	<b>\$6,581,438</b>	<b>\$0</b>	<b>\$0</b>
C115-3	BOYS AND GIRLS CLUB OF SAN PEDRO - SATELLITE CLUBHOUSE (3rd Cycle) SATELLITE CLUBHOUSE AT THE PORT OF LOS ANGELES	15	\$218,954	\$218,954		
C238-8	CHILDREN'S INSTITUTE, INC. - WATTS CENTER (8th Cycle) INSTALL LANDSCAPING AND SPORTS FIELD LIGHTING	15	\$1,299,749	\$1,299,749		
C116-3	COMMUNITY REDEVELOPMENT AGENCY (CRA) - WATTS CULTURAL CRESCENT (3rd Cycle) CONSTRUCTION OF A CANOPY	15	\$250,000	\$250,000		

Project ID	PROJECT TITLE & SCOPE	CD	TOTAL PROP K FUNDING AUTHORITY	PROP K FUNDS Years 1-28	Year 29 2025-26	Year 30 2026-27 (A List)
C239-8	ENVIRONMENTAL CHARTER MIDDLE SCHOOL (8th Cycle) DEVELOPMENT OF URBAN GREENING AND RECREATIONAL FEATURES	15	\$649,000	\$649,000		
C38-1	HARBOR CITY/ HARBOR GATEWAY BOYS AND GIRLS CLUB (1st Cycle) RENOVATE EXISTING FACILITIES	15	\$373,746	\$373,746		
C39-1	LAUSD: SAN PEDRO HIGH SCHOOL (1st Cycle) BUILD SPORTS/ REC COMPLEX	15	\$1,001,250	\$1,000,000		
C209-7	LAUSD: SOUTH REGION HIGH SCHOOL #15 (7th Cycle) SYNTHETIC TURF SPORTS FIELD AND WALKING TRACK	15	\$500,000	\$500,000		
C185-6	REC & PARKS: 109TH STREET RECREATION CENTER (6th Cycle) AQUATIC UPGRADES	15	\$651,000	\$651,000		
C247-9	REC & PARKS: BANNING RECREATION CENTER - SPORTS COURT LIGHTING (9th Cycle) 1. REPLACE EXISTING LIGHTING AT ONE BASKETBALL COURT WITH LEDS; AND, 2. REPLACE EXISTING LIGHTING AT FOUR TENNIS COURTS WITH LEDS.	15	\$450,000	\$450,000		
C208-7	REC & PARKS: DANIELS FIELD SPORTS CENTER (7th Cycle) CONSTRUCT NEW PRESS BOX AND RENOVATE RESTROOMS	15	\$485,716	\$249,946		
C162-5	REC & PARKS: EAST WILMINGTON GREENBELT PARK (5th Cycle) DEVELOPMENT OF SOFTBALL, SOCCER FIELD, PLAY AREA AND RELATED AMENITIES. (Rescinded per C.F. 18-0528)	15	\$1,000,000	\$451,000		
C90-2	REC & PARKS: FIELD OF DREAMS (2nd Cycle) BUILD A SOCCER COMPLEX	15	\$472,732	\$316,469		
C136-4	REC & PARKS: IMPERIAL COURTS (4th Cycle) FIELD REFURBISHMENT	15	\$383,531	\$383,531		
C240-8	REC & PARKS: KEN MALLOY HARBOR REGIONAL PARK SYNTHETIC SOCCER FIELD (8th Cycle) INSTALL NEW SYNTHETIC SOCCER FIELD AND WALKING PATH IMPROVEMENTS	15	\$1,250,000	\$1,250,000		

Project ID	PROJECT TITLE & SCOPE	CD	TOTAL PROP K FUNDING AUTHORITY	PROP K FUNDS Years 1-28	Year 29 2025-26	Year 30 2026-27 (A List)
<b>C137-4</b>	REC & PARKS: ROSECRANS RECREATION CENTER (4th Cycle) CONSTRUCTION OF A BASEBALL AND GIRLS' FAST PITCH SOFTBALL FIELD INCLUDING LANDSCAPING, LIGHTING AND FENCING.	15	\$586,690	\$586,690		
<b>C138-4</b>	WATTS LABOR COMMUNITY ACTION COMMITTEE SKATE PARK (4th Cycle) SKATE PARK	15	\$250,000	\$250,000		
<b>C91-2</b>	WATTS LABOR COMMUNITY ACTION COMMITTEE: MUDTOWN STUDIOS (2nd Cycle) CONSTRUCTION OF GLASS BLOWING, SILK SCREENING AND CERAMICS STUDIOS	15	\$227,268	\$227,268		
<b>C210-7</b>	WATTS LABOR COMMUNITY ACTION COMMITTEE: MUDTOWN FARMS (7th Cycle) INSTALL LIGHTING AND PERIMETER FENCING FOR COMMUNITY GARDEN	15	\$208,462	\$208,462		
<b>C186-6</b>	WILMINGTON BOYS & GIRLS CLUB, aka BOYS & GIRLS CLUB OF THE LOS ANGELES HARBOR (6th Cycle) INTERIOR AND EXTERIOR IMPROVEMENTS	15	\$278,080	\$278,080		
<b>C242-8</b>	WILMINGTON BOYS & GIRLS CLUB GYM AND SPORTFIELD, aka BOYS AND GIRLS CLUB OF THE LOS ANGELES HARBOR (8th Cycle) RENOVATE GYMNASIUM AND INSTALL NEW MULTIPURPOSE SPORTS COURT	15	\$349,426	\$349,426		
<b>CD 15 TOTAL</b>			<b>\$10,885,604</b>	<b>\$9,593,895</b>	<b>\$0</b>	<b>\$0</b>
<b>C40-1</b>	INNER-CITY ARTS (1st Cycle) ACILITY EXPANSION	1,8, 9,10, 14	\$702,463	\$702,213		
<b>C41-1</b>	LOS ANGELES CHILDREN'S MUSEUM aka DISCOVERY SCIENCE CENTER (1st Cycle; Refer to Bond Section - \$8,005,427; Includes reprogramming of \$432,200, per C.F. 12-0479) CONDUCT ENVIRONMENTAL REVIEW AND BUILD CHILDREN'S MUSEUM	REG	\$10,000,000	\$532,200		
<b>C92-2</b>	LOS ANGELES CONSERVATION CORPS (2nd Cycle) BUILD TWO RECREATIONAL GARDENS IN VALLEY	2,7	\$47,859	\$61,919		
<b>C93-2</b>	LOS ANGELES CONSERVATION CORPS (2nd Cycle) PLANT 380 TREES THROUGHOUT THE VALLEY	2,3, 5,7, 11,12	\$125,000	\$125,000		
<b>C42-1</b>	REC & PARKS: VALLEY ATHLETIC FIELDS (1st Cycle) LIGHT AND ATHLETIC FIELD UPGRADES	3,5, 12	\$738,208	\$738,083		

Project ID	PROJECT TITLE & SCOPE	CD	TOTAL PROP K FUNDING AUTHORITY	PROP K FUNDS Years 1-28	Year 29 2025-26	Year 30 2026-27 (A List)
C117-3	REC AND PARKS: CABRILLO MARINE AQUARIUM (3rd Cycle) EXPANSION AND REFURBISHMENT OF CABRILLO MARINE AQUARIUM	REG	\$462,897	\$462,897		
C118-3	SANTA MONICA MOUNTAINS CONSERVANCY - MANDEVILLE CANYON (3rd Cycle) ACQUISITION OF MANDEVILLE CANYON	REG	\$3,000,000	\$3,000,000		
<b>REGIONAL TOTAL</b>			<b>\$15,076,427</b>	<b>\$5,622,312</b>	<b>\$0</b>	<b>\$0</b>
<b>COMPETITIVE GRANTS TOTAL</b>			<b>\$146,817,205</b>	<b>\$115,385,304</b>	<b>\$0</b>	<b>\$0</b>
<b>SPECIFIED PROJECTS: REGIONAL (COMPLETED)</b>						
R3	BANNING MUSEUM (Inflation YR 9 - \$80,031; Inflation YR 13 - \$131,810) (YR 8: BUILDING REFURBISHMENTS) REFURBISHMENT OF BUILDING AND GARDEN IMPROVEMENTS	REG	\$2,211,841	\$2,206,754		
R5	BOYLE HEIGHTS SPORTS CENTER (Inflation YR 10 - \$457,160) CREATE SOCCER STADIUM AND ENHANCE LANDSCAPING	REG	\$1,957,160	\$1,957,160		
R6	CABRILLO AQUARIUM (Refer to Bond Section - \$4,089,013; YR 15 allocation authorized per C.F. 12-0479) EXPAND AND ENHANCE EDUCATION WING TO INCLUDE MORE TEACHING LABS, DISCOVERY LAB, COLLECTION STORAGE & H2O SYSTEM IMPROVEMENTS	REG	\$5,000,000	\$21,820		
R7	CHANDLER-BURBANK BIKEWAY BIKEWAY ALONG CHANDLER-BURBANK LINE FROM WHITEOAK AND OXNARD TO VANOWEN AND DE SOTO	REG	\$1,000,000	\$10,000		
R8	(ERNEST) DEBS PARK (Inflation YR 5 - \$251,018) CREATION OF NATIVE AMERICAN "TERRACED GARDENS, " MASTER PLAN PREPARATION & IMPLEMENTATION	REG	\$2,251,018	\$2,251,018		
R10	DRUM BARRACKS (Inflation YR 6 - \$79,637) REMOVAL OF LEAD PAINT AND REFURBISHMENT OF BUILDING	REG	\$579,637	\$575,850		

Project ID	PROJECT TITLE & SCOPE	CD	TOTAL PROP K FUNDING AUTHORITY	PROP K FUNDS Years 1-28	Year 29 2025-26	Year 30 2026-27 (A List)
R11	<p>ELYSIAN PARK (PH I Inflation YR 13 - \$299,305; PH II Inflation YR 15 - \$560,119; PHIII-A Inflation YR 16 - \$580,181; Refer to Bond Section - \$300,000)</p> <p>ACQUISITION OF ADDITIONAL LAND, IMPROVEMENTS TO ATHLETIC FIELDS &amp; TRAILS, ROAD REFURBISHMENT, LIGHTING, RESTROOMS</p>	REG	\$6,439,605	\$6,439,605		
R12	<p>FERRARO SOCCER FIELDS (Inflation YR 9 - \$193,408; GAP YR 28 - \$2,000,000)</p> <p>IMPROVEMENTS TO ATHLETIC FIELDS, RESTROOMS, POTABLE &amp; RECLAIMED WATER, DEVELOPMENT OF PICNIC AREAS</p>	REG	\$4,193,408	\$4,182,005		
R15	<p>HANSEN DAM, aka LOS ANGELES CHILDREN'S MUSEUM / DISCOVERY SCIENCE CENTER - ENVIRONMENTAL AWARENESS CENTER</p> <p>CONSTRUCTION OF CHILDREN'S ENVIRONMENTAL AWARENESS CENTER</p>	REG	\$2,500,000	\$2,500,000		
R17	<p>KEN MALLOY HARBOR REGIONAL PARK-LAKE (Inflation YR 16 - 512,589) (YR 7: PREDEVELOPMENT)</p> <p>WATER QUALITY AND FILTRATION IMPROVEMENTS AT LAKE</p>	REG	\$1,512,589	\$1,445,095		
R19	<p>MACARTHUR PARK</p> <p>CHILDREN'S PLAY AREA AND EQUIPMENT</p>	REG	\$2,000,000	\$2,000,000		
R20	<p>MACARTHUR PARK (Inflation-\$167,466; GAP YR 28 - \$2,000,000)</p> <p>REFURBISH BOATHOUSE, RECREATION BUILDING, SIGNAL BUILDING AND BANDSHELL, FENCING AND EDGE TREATMENT</p>	REG	\$4,167,466	\$4,167,466		
R22	<p>(GRIFFITH) OBSERVATORY (Refer to Bond Section - \$6,114,685)</p> <p>IMPLEMENTATION OF MASTER PLAN IMPROVEMENTS</p>	REG	\$10,000,000	\$2,600,000		
R23	<p>ORCUTT RANCH (Inflation YR 9 - \$533,540; YR 15 allocation authorized per C.F. 12-0479) (YR 7: ENVIRONMENTAL REVIEW)</p> <p>REFURBISH BUILDING AND GROUNDS, ADA ACCESS IMPROVEMENTS</p>	REG	\$2,533,540	\$2,523,048		

Project ID	PROJECT TITLE & SCOPE	CD	TOTAL PROP K FUNDING AUTHORITY	PROP K FUNDS Years 1-28	Year 29 2025-26	Year 30 2026-27 (A List)
R24	POINT FERMIN PARK (Refer to Bond Section - \$1,258,505; YR 15 allocation authorized per C.F. 12-0479) BLOCK WALL REPAIR ON PERIMETER, RETAINING WALL, LIGHTHOUSE IMPROVEMENTS AND IRRIGATION UPGRADE	REG	\$2,000,000	\$193,088		
R25	POTRERO CANYON STABILIZATION AND GRADING OF HILLSIDE AND CANYON, OUTDOOR PARK DEVELOPMENT INCLUDING LANDSCAPING & IRRIGATION OF SUMMIT	REG	\$5,000,000	\$4,665,035		
R28	SANTA MONICA MOUNTAINS CONSERVANCY, aka DEERVALE PROPERTY ACQUISITION FOR OPEN SPACE AND REC. IN SANTA MONICA MOUNTAINS BETWEEN LAUREL CANYON BLVD AND 405 FREEWAY	REG	\$5,000,000	\$5,000,000		
R29	SEPULVEDA BASIN (Inflation YR 13 - \$1,870,653) (YR 7: PREDEVELOPMENT) BIKEPATH; PARKING; PICNIC AND RESTROOM FACILITIES; SOCCER FIELD DEVELOPMENT	REG	\$6,870,653	\$6,415,456		
R32	SEPULVEDA GARDEN CENTER (Inflation YR 6 - \$159,274) CONSTRUCT MODERN FACILITY	REG	\$1,159,274	\$894,167		
R33	SLAUSON/COMPTON PARK, aka AUGUSTUS F. HAWKINS NATURAL PARK PARK DEVELOPMENT	REG	\$1,500,000	\$1,499,979		
R34	SOUTH LA SPORTS ACTIVITY CENTER (Refer to Bond Section - \$2,192,036; YR 15 allocation authorized per C.F. 12-0479) ACQUISITION OF BUILDING & DEVELOPMENT	REG	\$2,750,000	\$38,854		
R36	ZOO (Children's Discovery Center) (Refer to Bond Section - \$8,225,686) CONSTRUCT AND DEVELOP CHILDREN'S DISCOVERY AREA	REG	\$11,000,000	\$1,000,000		
<b>REGIONAL PROJECTS TOTAL</b>			<b>\$81,626,191</b>	<b>\$52,586,400</b>	<b>\$0</b>	<b>\$0</b>
<b>SPECIFIED PROJECTS: LOCAL (COMPLETED)</b>						
S2	BOXING GYMNASIUM (Inflation YR 10 - \$609,546) (YR 8: PREDEVELOPMENT) CONSTRUCTION OF NEW BOXING GYM	1	\$2,609,546	\$2,605,156		

Project ID	PROJECT TITLE & SCOPE	CD	TOTAL PROP K FUNDING AUTHORITY	PROP K FUNDS Years 1-28	Year 29 2025-26	Year 30 2026-27 (A List)
S3	DOWNEY RECREATION CENTER (Inflation YR 2 - \$28,500, Inflation YR 9 - \$224,932) CONSTRUCTION OF CHILDCARE CENTER TO ENHANCE RECREATIONAL OPPORTUNITIES FOR CHILDREN	1	\$1,203,432	\$1,203,432		
S4	FORT MOORE PIONEER MEMORIAL PARK, aka FORT MOORE PARK RESTORATION OF HISTORIC FOUNTAIN THROUGH COOPERATION AGREEMENT WITH THE COUNTY OF LOS ANGELES (formerly "THROUGH ACQUISITION OR JOINT-USE AGREEMENT WITH LAUSD"; see C.F. 16-0403)	1	\$500,000	\$500,000		
S120	GLASSELL RECREATION CENTER (Inflation YR 3 - \$79,037; formerly CD 13) CONSTRUCTION OF CHILDCARE CENTER TO ENHANCE RECREATIONAL OPPORTUNITIES FOR CHILDREN	1	\$1,379,037	\$1,379,037		
S5	LINCOLN HEIGHTS JR. ARTS CENTER (Inflation YR 10 - \$304,773) (YR 8: PREDEVELOPMENT) REFURBISH, RETROFIT AND CONVERT CITY BUILDING INTO A JR. ARTS CENTER	1	\$1,304,773	\$1,304,773		
S6	LINCOLN HEIGHTS YOUTH CENTER (Inflation YR 10 - \$304,773; YR 15 allocation authorized per C.F. 12-0479) (YR 8: PREDEVELOPMENT) REHABILITATE CITY BUILDING TO SERVE AS YOUTH CENTER	1	\$1,304,773	\$1,304,773		
S7	LINCOLN PARK (Inflation YR 13 - \$175,747) (YR 8: ATHLETIC AND PICNIC FACILITIES, ROADWAYS) OUTDOOR REFURBISHMENT INCLUDING ATHLETIC AND PICNIC FACILITIES, ROADWAYS, RESTROOMS, EROSION CONTROL, IRRIGATION	1	\$2,175,747	\$2,036,296		
S8	LINCOLN PARK LAKE (Refer to Bond Section - \$ 532,896; YR 15 allocation authorized per C.F. 12-0479) WATER QUALITY AND FILTRATION IMPROVEMENTS AT LAKE	1	\$600,000	\$76,479		
S9	NORTHEAST ROLLER HOCKEY RINK (Inflation YR 11 - \$859,791) ACQUIRE & CONSTRUCT NEW ROLLER HOCKEY RINK	1	\$3,859,791	\$3,734,791		
<b>CD 1 TOTAL</b>			<b>\$14,937,099</b>	<b>\$14,144,736</b>	<b>\$0</b>	<b>\$0</b>

Project ID	PROJECT TITLE & SCOPE	CD	TOTAL PROP K FUNDING AUTHORITY	PROP K FUNDS Years 1-28	Year 29 2025-26	Year 30 2026-27 (A List)
S31	NORTH HOLLYWOOD MULTI-PURPOSE CENTER (Inflation YR 5 - \$60,000; formerly CD 4) SENIOR CITIZEN CENTER, MULTIPURPOSE INTER-GENERATIONAL CENTER, ADMINISTRATION & SERVICE CENTER, RANGER SUBSTATION	2	\$2,060,000	\$2,060,000		
S32	NORTH HOLLYWOOD PARK (Inflation YR 6 - \$159,274; formerly CD 4) REFURBISHMENT OF PARKING LOT, IRRIGATION, GYM FLOOR, POOL UPGRADES, RESTROOM	2	\$1,159,274	\$1,159,274		
S33	NORTH HOLLYWOOD SKATE FACILITY (formerly CD 4) DEVELOP ROLLER HOCKEY, SKATEBOARD, BMX FACILITY, WITH PARKING	2	\$1,000,000	\$0		
S16	WOODBIDGE PARK (Inflation YR 8 - \$45,975) FACILITY ENHANCEMENTS	2	\$245,975	\$245,975		
<b>CD 2 TOTAL</b>			<b>\$4,465,249</b>	<b>\$3,465,249</b>	<b>\$0</b>	<b>\$0</b>
S17	CANOGA PARK JR. ARTS CENTER REFURBISH, RETROFIT AND CONVERT CITY BUILDING INTO A JR. ARTS CENTER	3	\$1,800,000	\$1,185,000		
S113	PARTHENIA PARK (Inflation YR 6 - \$31,855; formerly CD 12) FACILITY ENHANCEMENTS	3	\$231,855	\$231,855		
S21	RESEDA PARK LAKE (Inflation YR 6 - \$95,564) WATER QUALITY AND FILTRATION IMPROVEMENTS AT LAKE	3	\$695,564	\$692,988		
S22	RESEDA RECREATION CENTER (Inflation YR 7 - \$58,625) POOL BUILDING IMPROVEMENTS	3	\$1,058,625	\$1,058,500		
S26	TARZANA RECREATION CENTER CONSTRUCTION OF CHILDCARE CENTER TO ENHANCE RECREATIONAL OPPORTUNITIES FOR CHILDREN	3	\$950,000	\$806,282		
S27	WESTHILLS PARK (Inflation YR 9 - \$66,693) PARKING LOT AND RESTROOM IMPROVEMENTS; PARK EXPANSION	3	\$566,693	\$566,693		
<b>CD 3 TOTAL</b>			<b>\$5,302,737</b>	<b>\$4,541,318</b>	<b>\$0</b>	<b>\$0</b>
S28	CAMPO DE CAHUENGA (Inflation YR 10 - \$60,955) FACILITY ENHANCEMENTS	4	\$260,955	\$260,955		

Project ID	PROJECT TITLE & SCOPE	CD	TOTAL PROP K FUNDING AUTHORITY	PROP K FUNDS Years 1-28	Year 29 2025-26	Year 30 2026-27 (A List)
S29	DELONGPRE PARK (Inflation YR 10 - \$76,193) OUTDOOR DEVELOPMENT, PLAY EQUIPMENT, LIGHTING, FENCING	4	\$326,193	\$326,193		
S30	GRIFFITH RECREATION CENTER (PH I Inflation YR 7 - \$97,026; PH II Inflation YR 16 - \$76,888) (YR 7: ATHLETIC FIELDS) IMPROVEMENTS TO ATHLETIC FIELDS, SWIMMING POOLS, OR RECREATION CENTER	4	\$1,173,914	\$797,978		
S34	PAN PACIFIC PARK (Inflation YR 5 - \$237,356) GYM & PERIMETER FENCING, IRRIGATION, SPORTS FIELD IMPROVEMENTS, WALK AND JOG PATHS, CHILD PLAY AREA	4	\$3,237,356	\$3,214,118		
S35	ROBERT BURNS PARK FACILITY ENHANCEMENTS	4	\$200,000	\$180,066		
S36	RUNYON CANYON PARK (Inflation YR 20 - 1,805,500) PROPERTY ACQUISITION FOR PARK EXPANSION	4	\$4,305,500	\$4,300,000		
S37	SOUTH WEDDINGTON PARK (Inflation YR 8 - \$45,975) FACILITY ENHANCEMENTS	4	\$245,975	\$245,600		
S14	VAN NUYS SHERMAN OAKS PARK (Inflation YR 6 - \$318,548) CONSTRUCT MODERN RECREATION BUILDING	4	\$2,318,548	\$2,318,548		
S15	VAN NUYS SHERMAN OAKS PARK NEW SOCCER FIELDS, REFURBISH BASEBALL FIELDS, LANDSCAPING IMPROVEMENTS, IRRIGATION SYSTEM	4	\$2,000,000	\$2,000,000		
S38	WATTLES PARK (Inflation YR 14 - \$317,939) EROSION AND DRAINAGE IMPROVEMENTS	4	\$817,939	\$817,939		
S39	WEST WILSHIRE (Inflation YR 9, Phase I - \$114,711; Inflation YR 17, Phase II - \$90,705) (YR 9: ATHLETIC FIELDS) IMPROVEMENTS TO ATHLETIC FIELDS, SWIMMING POOLS, OR RECREATION CENTER	4	\$1,205,416	\$1,143,416		
S40	YUCCA PARK (Inflation YR 4 - \$92,727) CONSTRUCT YOUTH RECREATION CENTER	4	\$1,092,727	\$1,050,529		
<b>CD 4 TOTAL</b>			<b>\$17,184,523</b>	<b>\$16,655,341</b>	<b>\$0</b>	<b>\$0</b>

Project ID	PROJECT TITLE & SCOPE	CD	TOTAL PROP K FUNDING AUTHORITY	PROP K FUNDS Years 1-28	Year 29 2025-26	Year 30 2026-27 (A List)
S41	CHEVIOT HILLS IMPROVEMENTS TO ATHLETIC FIELDS, SWIMMING POOLS, OR RECREATION CENTER	5	\$1,000,000	\$1,000,000		
S42	CHEVIOT HILLS PERIMETER FENCING, PARKING LOT IMPROVEMENTS, IRRIGATION	5	\$1,000,000	\$1,000,000		
S43	ENCINO PARK FACILITY ENHANCEMENTS, LIGHTING	5	\$250,000	\$250,000		
S44	PALMS RECREATION CENTER (Inflation YR 4 - \$88,091) CONSTRUCTION OF CHILDCARE CENTER TO ENHANCE RECREATIONAL OPPORTUNITIES FOR CHILDREN	5	\$1,038,091	\$1,104,837		
S45	POINSETTIA RECREATION CENTER (Inflation YR 13 - \$318,011) ACQUIRE LAND FOR PARKING LOT, BUILDING AND LANDSCAPE REFURBISHMENT  Acquisition declared infeasible - reprogramming report required for remaining funds of \$1,129,975 C.F. 22-0698	5	\$2,318,011	\$1,188,136		
S46	ROBERTSON RECREATION CENTER (YR 5: DESIGN) (Inflation YR 22 - \$2,033,474; GAP YR 22 - \$288,726 per C.F. 19-0117; GAP YR 22 - \$300,000 per C.F. 18-0713; GAP YR 23 - \$500,000 per C.F. 19-0117) <b>Interest Yr 13 - \$883,539; Interest Yr 14 - \$2,206,560 - reflected in FMS 10L307</b>  CONSTRUCT MODERN GYMNASIUM, COMMUNITY CENTER, CHILD CARE CENTER, PERIMETER IMPROVEMENTS	5	\$6,122,200	\$9,212,299		
<b>CD 5 TOTAL</b>			<b>\$11,728,302</b>	<b>\$13,755,272</b>	<b>\$0</b>	<b>\$0</b>
S47	BLYTHE ST. RECREATION CENTER (Inflation YR 7 - \$48,513) ACQUISITION OF LAND FOR NEW RECREATION CENTER	6	\$298,513	\$239,015		
S48	BLYTHE ST. RECREATION CENTER, aka ANDREAS AND MAIRA CAREDENAS RECREATION CENTER (Inflation YR 10 - \$609,546) CONSTRUCT RECREATION CENTER	6	\$2,609,546	\$2,609,546		
S49	BRANFORD RECREATION CENTER (Inflation YR 13 - \$318,011) OUTDOOR REFURBISHMENT: BALL DIAMONDS, PAVING, IRRIGATION, GYM FLOOR	6	\$1,318,011	\$712,403		

Project ID	PROJECT TITLE & SCOPE	CD	TOTAL PROP K FUNDING AUTHORITY	PROP K FUNDS Years 1-28	Year 29 2025-26	Year 30 2026-27 (A List)
S50	BRANFORD RECREATION CENTER (Inflation YR 4 - \$88,091) CONSTRUCTION OF CHILDCARE CENTER TO ENHANCE RECREATIONAL OPPORTUNITIES FOR CHILDREN	6	\$1,038,091	\$1,037,091		
S58	MID VALLEY MULTI-PURPOSE CENTER (Inflation YR 2 - \$25,961; formerly CD 7) ACQUIRE LAND AND CONSTRUCT NEW SENIOR CENTER AND MULTIPURPOSE INTERGENERATIONAL CENTER	6	\$2,525,961	\$2,506,711		
S61	SEPULVEDA PARK WEST, aka NORTH HILLS (Inflation YR 4 - \$231,818; YR 15 allocation authorized per C.F. 12-0479; formerly CD 7) ACQUISITION OF LAND FOR NEW RECREATION FACILITIES	6	\$1,231,818	\$1,231,818		
S62	SEPULVEDA PARK WEST, aka NORTH HILLS COMMUNITY PARK (Inflation YR 5 - \$197,588; formerly CD 7) CONSTRUCT NEW RECREATION FACILITIES	6	\$2,697,588	\$2,872,771		
S51	SEPULVEDA RECREATION CENTER (formerly CD 7; Inflation YR 14 - \$317,939; Refer to Bond Section - \$817,939) OUTDOOR REFURBISHMENT; IMPROVEMENTS TO ATHLETIC FIELDS, SWIMMING POOL	6	\$817,939	\$0		
S52	SUN VALLEY JR. ARTS CENTER (PH I Inflation YR 6 - \$225,003; PH II Inflation YR 15 - \$3,729) ACQUIRE, REFURBISH, RETROFIT AND CONVERT BUILDING IN SUN VALLEY INTO A JR. ARTS CENTER	6	\$2,028,732	\$1,995,775		
S53	SUN VALLEY REC CENTER (Inflation YR 16 - \$256,517) IMPROVEMENTS TO ATHLETIC FIELDS; NEW FIELD RESTROOMS	6	\$756,294	\$756,294		
S54	SUN VALLEY RECREATION CENTER (Inflation YR 16 - \$102,517) BUILDING REFURBISHMENT	6	\$302,517	\$302,517		
<b>CD 6 TOTAL</b>			<b>\$15,625,010</b>	<b>\$14,263,942</b>	<b>\$0</b>	<b>\$0</b>
S55	ANDREAS PICO ADOBE (Inflation YR 15 - \$358,813; Refer to Bond Section - \$680,000) RENOVATE OUTDOOR AREAS, RESTROOMS, LIGHTING	7	\$1,058,813	\$378,813		

Project ID	PROJECT TITLE & SCOPE	CD	TOTAL PROP K FUNDING AUTHORITY	PROP K FUNDS Years 1-28	Year 29 2025-26	Year 30 2026-27 (A List)
S56	BRAND PARK REFURBISHMENT OF MEMORY GARDENS AND RESTROOMS	7	\$500,000	\$499,800		
S10	LITTLE LANDERS/BOLTON HALL (Inflation YR 8 - \$229,874; formerly CD 2) REFURBISH GROUNDS AND ACCESS PATHS, CONSTRUCT NEW RESTROOM	7	\$1,229,874	\$1,229,499		
S57	HUBERT HUMPHREY RECREATION CENTER (Inflation YR 8 - \$459,748) CONSTRUCTION OF CHILDCARE CENTER TO ENHANCE RECREATIONAL OPPORTUNITIES FOR CHILDREN	7	\$2,459,748	\$2,415,659		
S59	RITCHIE VALENS RECREATION CENTER (Inflation YR 8 - \$57,468) SPORTS FIELD LIGHTING	7	\$307,468	\$294,229		
S11	STONEHURST RECREATION CENTER (formerly CD 2; Inflation YR 17, Phase I - \$90,705) FACILITY UPGRADES	7	\$590,705	\$590,705		
S13	SUNLAND RECREATION CENTER (Inflation YR 6 - \$398,185; formerly CD 2) IMPROVEMENTS TO ATHLETIC FIELDS; NEW FIELD RESTROOMS, PARKING IMPROVEMENTS	7	\$2,898,185	\$2,822,121		
<b>CD 7 TOTAL</b>			<b>\$9,044,793</b>	<b>\$8,230,826</b>	<b>\$0</b>	<b>\$0</b>
S64	ALGIN SUTTON RECREATION CENTER (Inflation YR 2 - \$28,500) CONSTRUCTION OF CHILDCARE CENTER TO ENHANCE RECREATIONAL OPPORTUNITIES FOR CHILDREN	8	\$978,500	\$978,500		
S65	ALGIN SUTTON RECREATION CENTER (Inflation YR 20 - \$602,805) CONSTRUCTION OF NEW POOL BUILDING	8	\$1,402,805	\$1,402,805		
S66	CHESTERFIELD SQUARE PARK (Inflation YR 6 - \$79,637) ARCHITECTURAL LANDSCAPING AND BENCHES	8	\$579,637	\$579,637		
S67	DENKER PARK (Inflation YR 5 - \$313,772; YR 15 allocation authorized per C.F. 12-0479) CONSTRUCT MODERN RECREATION FACILITY	8	\$2,813,722	\$2,802,485		

Project ID	PROJECT TITLE & SCOPE	CD	TOTAL PROP K FUNDING AUTHORITY	PROP K FUNDS Years 1-28	Year 29 2025-26	Year 30 2026-27 (A List)
S69	LOREN MILLER RECREATION CENTER (Inflation YR 8 - \$298,836) CONSTRUCTION OF CHILDCARE CENTER TO ENHANCE RECREATIONAL OPPORTUNITIES FOR CHILDREN	8	\$1,598,836	\$1,568,504		
S71	NORMAN HOUSTON PARK PARK DEVELOPMENT	8	\$200,000	\$199,875		
S72	ST. ANDREWS RECREATION CENTER (Inflation YR 14 - \$317,939) OUTDOOR SPORTS DEVELOPMENT	8	\$817,939	\$577,892		
S73	VAN NESS (aka JOHNNIE L. COCHRAN, JR.) RECREATION CENTER (Inflation YR 7 - \$388,105) CONSTRUCT MODERN RECREATION BUILDING	8	\$2,388,105	\$2,388,105		
S74	VAN NESS RECREATION CENTER (Inflation-\$35,100) CONSTRUCTION OF CHILDCARE CENTER TO ENHANCE RECREATIONAL OPPORTUNITIES FOR CHILDREN	8	\$1,335,100	\$1,315,548		
S75	VAN NESS RECREATION CENTER (Inflation YR 9 - \$40,016; Inflation YR 11 - \$59,988; GAP YR 19 - \$961,338; Inflation YR 21 - \$316,906; GAP YR 21 - \$4,321,645) IMPROVEMENTS TO ATHLETIC FIELDS, SWIMMING POOLS, CHILDREN'S PLAY AREA, IRRIGATION	8	\$6,699,893	\$6,699,893		
<b>CD 8 TOTAL</b>			<b>\$18,814,537</b>	<b>\$18,513,244</b>	<b>\$0</b>	<b>\$0</b>
S76	CENTRAL RECREATION CENTER, <b>Infeasibility Finding</b> (Funding Capacity Reprogrammed to Project ID No. R35 - Southern Pacific Trails; C.F. 20-1124) ACQUISITION OF PROPERTY FOR PARK EXPANSION	9	\$1,000,000	\$95,000		
S77	CENTRAL RECREATION CENTER (PH I Inflation YR 15 - \$512,590) BUILDING REFURBISHMENT AND PARK DEVELOPMENT	9	\$1,512,590	\$1,461,580		
S68	EXPOSITION RECREATION CENTER (EPICC; formerly CD 8) CONSTRUCTION OF CHILDCARE CENTER TO ENHANCE RECREATIONAL OPPORTUNITIES FOR CHILDREN	9	\$1,300,000	\$1,300,000		
S79	FRED ROBERTS RECREATION CENTER (Inflation YR 12 - \$938,088 as approved via C.F. 09-0444) (YR 8: PREDEVELOPMENT, YR 9: DESIGN) CONSTRUCT MODERN RECREATION CENTER	9	\$3,438,088	\$3,313,213		

Project ID	PROJECT TITLE & SCOPE	CD	TOTAL PROP K FUNDING AUTHORITY	PROP K FUNDS Years 1-28	Year 29 2025-26	Year 30 2026-27 (A List)
S80	GILBERT LINDSAY (YRS 1-5: RESTROOMS, FENCING, BLDG., YR 7: SPORTS FIELD IMPROVEMENTS) IMPROVEMENTS TO SPORTS FIELDS, FENCING, OUTDOOR RESTROOMS, BUILDING RENOVATION	9	\$1,000,000	\$1,002,813		
S81	GREEN MEADOWS RECREATION CENTER (Refer to Bond Section - \$2,472,506) CONSTRUCT MODERN RECREATION CENTER; SPORTS FIELD IMPROVEMENTS, FENCING	9	\$3,000,000	\$0		
S82	HOPE AND VENICE AREA PARK (Implemented by the Community Redevelopment Agency) ACQUISITION AND DEVELOPMENT OF COMMUNITY CENTER	9	\$1,000,000	\$999,750		
S83	ROSS SNYDER (Inflation YR 5 \$79,568; YR 6 - \$155,250) CONSTRUCT MODERN RECREATION BLDG./GYM, PARKING LOT IMPROVEMENTS, SECURITY LIGHTING	9	\$2,731,818	\$2,727,609		
S84	SLAUSON RECREATION CENTER (Inflation YR 11 - \$343,916) IMPROVEMENTS TO ATHLETIC FIELDS OR RECREATION CENTER	9	\$1,343,916	\$1,343,916		
S85	SOUTH PARK (Inflation YR 8 - \$229,874) IMPROVEMENTS TO ATHLETIC FIELDS; BANDSHELL IMPROVEMENTS	9	\$1,229,874	\$1,229,374		
S86	TRINITY RECREATION CENTER, <b>Infeasibility Finding</b> (Funding Capacity Reprogrammed to Project ID No. R35 - Southern Pacific Trails; C.F 20-1124) ACQUISITION FOR PARK EXPANSION	9	\$500,000	\$45,000		
<b>CD 9 TOTAL</b>			<b>\$16,556,286</b>	<b>\$13,378,255</b>	<b>\$0</b>	<b>\$0</b>
S87	ARDMORE RECREATION CENTER, aka SEOUL INTERNATIONAL; DODGER DREAM FIELD (Inflation YR 8 - \$40,000) (YR 8: DESIGN GYM IMPROVEMENTS) EXPAND GYMNASIUM; INSTALL FENCING AND EDGE TREATMENT	10	\$1,040,000	\$944,078		
S88	BALDWIN HILLS RECREATION CENTER CONSTRUCTION OF CHILDCARE CENTER TO ENHANCE RECREATIONAL OPPORTUNITIES FOR CHILDREN	10	\$950,000	\$950,000		

Project ID	PROJECT TITLE & SCOPE	CD	TOTAL PROP K FUNDING AUTHORITY	PROP K FUNDS Years 1-28	Year 29 2025-26	Year 30 2026-27 (A List)
S89	BALDWIN HILLS RECREATION CENTER (Inflation YR 7 -\$194,052) IMPROVEMENTS TO ATHLETIC FIELDS & RECREATION CENTER; NEW PLAYGROUND	10	\$1,194,052	\$1,194,052		
S90	JIM GILLIAN RECREATION CENTER BUILDING SECURITY, SECURITY FENCING, PARKING LOT IMPROVEMENTS, LIGHTING	10	\$500,000	\$500,000		
S91	LAFAYETTE PARK (Inflation YR 11 - \$1,719,582) (YEAR 7: PREDEVELOPMENT YR 8: DESIGN) CONSTRUCT MODERN, MULTI-STORY RECREATION BLDG.; OUTDOOR PARK DEVELOPMENT AND RESTROOMS	10	\$6,719,582	\$6,590,857		
S92	QUEEN ANNE RECREATION CENTER (Inflation YR 5 - \$188,263) ACQUISITION FOR PARK AND FACILITY EXPANSION	10	\$1,688,263	\$1,660,947		
S93	RANCHO CIENEGA SPORTS CENTER AKA MICHELLE AND BARACK OBAMA SPORTS COMPLEX (GAP YR 19 - \$1,750,000; Inflation YR 22 - \$1,720,589; GAP YR 24 - \$211,941, GAP YR 26 - \$800,000) CONSTRUCT FITNESS ANNEX	10	\$6,482,530	\$6,482,530		
S94	RANCHO CIENEGA SPORTS CENTER AKA MICHELLE AND BARACK OBAMA SPORTS COMPLEX (Inflation YR 5 - \$125,509; GAP YR 26 0 \$200,000) IMPROVEMENTS TO ATHLETIC FIELDS, BLEACHERS, PARKING LOT, PICNIC AREA, IRRIGATION & FENCING	10	\$1,325,509	\$1,325,509		
S95	REYNIER PARK OUTDOOR PARK DEVELOPMENT	10	\$250,000	\$249,091		
<b>CD 10 TOTAL</b>			<b>\$20,149,936</b>	<b>\$19,897,064</b>	<b>\$0</b>	<b>\$0</b>
S96	CRESTWOOD HILLS PARK (Inflation YR 9 - \$53,354) FACILITY ENHANCEMENTS	11	\$253,354	\$253,229		
S97	HACLA: MAR VISTA GARDENS RECREATION CENTER (Reprogramming of YR 17 funds authorized per C.F. 14-0260; Inflation YR 17 - \$489,726) CONSTRUCTION OF CHILDCARE CENTER TO ENHANCE RECREATIONAL OPPORTUNITIES FOR CHILDREN	11	\$1,789,726	\$1,789,726		

Project ID	PROJECT TITLE & SCOPE	CD	TOTAL PROP K FUNDING AUTHORITY	PROP K FUNDS Years 1-28	Year 29 2025-26	Year 30 2026-27 (A List)
S98	MAR VISTA RECREATION CENTER (Inflation YR 7 - \$194,052) OUTDOOR SPORTS FIELD IMPROVEMENTS & FENCING; PERIMETER FENCING	11	\$1,194,052	\$1,194,052		
S100	OAKWOOD RECREATION CENTER (Inflation YR 5 - \$91,350) FENCING, SPORTS FIELDS, FACILITY ENHANCEMENTS	11	\$1,591,350	\$1,563,885		
S101	PACIFIC PALISADES RECREATION CENTER CONSTRUCT MODERN RECREATION CENTER	11	\$1,000,000	\$1,000,000		
S102	PACIFIC PALISADES RECREATION CENTER (Inflation YR 14 - \$317,939) SPORTS FIELD, IRRIGATION, ASPHALT WALKWAY IMPROVEMENTS	11	\$817,939	\$340,877		
S103	RUSTIC CANYON RECREATION CENTER FACILITY ENHANCEMENTS, IRRIGATION	11	\$500,000	\$479,608		
S104	STONER RECREATION CENTER (Inflation YR 4 - \$92,602) OUTDOOR SPORTS FIELD IMPROVEMENTS & FENCING; PERIMETER FENCING	11	\$1,092,602	\$1,092,602		
S105	VISTA DEL MAR PARK (Inflation YR 12 - \$76,847) INSTALL NEW PLAY EQUIPMENT, PICNIC AREAS	11	\$276,847	\$276,847		
S106	WESTCHESTER RECREATION CENTER (Inflation YR 11 - \$242,000) (YR 8: PREDEVELOPMENT) FACILITY ENHANCEMENTS	11	\$1,242,000	\$1,242,000		
<b>CD 11 TOTAL</b>			<b>\$9,757,870</b>	<b>\$9,232,826</b>	<b>\$0</b>	<b>\$0</b>
S107	CHATSWORTH PARK SOUTH (Inflation YR 17 - \$515,130) OUTDOOR PARK DEVELOPMENT, PARKING LOT IMPROVEMENTS	12	\$1,215,130	\$1,215,130		
S108	DEARBORN PARK CONSTRUCT PUBLIC RESTROOMS, IRRIGATION	12	\$500,000	\$500,000		
S109	DEVONSHIRE HOUSE (Inflation YR 14 - \$317,939) RENOVATE BUILDING, OUTDOOR LANDSCAPING	12	\$817,939	\$817,939		
S110	GRANADA HILLS CONSTRUCT MODERN RECREATION CENTER, REFURBISH SPORTS FIELDS	12	\$3,000,000	\$2,915,293		

Project ID	PROJECT TITLE & SCOPE	CD	TOTAL PROP K FUNDING AUTHORITY	PROP K FUNDS Years 1-28	Year 29 2025-26	Year 30 2026-27 (A List)
S19	KNAPP RANCH (Inflation YR 6 - \$31,855; formerly CD 3) SPORTS FIELD LIGHTING IMPROVEMENTS	12	\$231,855	\$231,855		
S111	MASON PARK (Inflation YR 7 - \$252,268) CONSTRUCTION OF CHILDCARE CENTER TO ENHANCE RECREATIONAL OPPORTUNITIES FOR CHILDREN	12	\$1,552,268	\$1,552,268		
S112	NORTHRIDGE RECREATION CENTER (Inflation YR 9 - \$133,385) (YR 8: DESIGN, YR 9: CONSTRUCTION) FACILITY ENHANCEMENTS, SPORTS FIELD IMPROVEMENTS	12	\$633,385	\$633,385		
S114	WINNETKA RECREATION CENTER (Inflation YR 5 - \$163,161) CONSTRUCTION OF CHILDCARE CENTER TO ENHANCE RECREATIONAL OPPORTUNITIES FOR CHILDREN	12	\$1,463,161	\$1,458,841		
S25	SHADOW RANCH (formerly CD 3; Refer to Bond Section - \$1,332,548) FACILITY RENOVATION, BALL FIELD IMPROVEMENTS, FENCING, IRRIGATION	12	\$1,500,000	\$118,851		
<b>CD 12 TOTAL</b>			<b>\$10,913,738</b>	<b>\$9,443,562</b>	<b>\$0</b>	<b>\$0</b>
S115	BELLEVUE RECREATION CENTER (Inflation YR 8 - \$459,748) (YR 6: FENCING, YR 7: DESIGN, YRS 8-9: CONSTRUCTION) OUTDOOR REFURBISHMENT	13	\$2,459,748	\$2,243,660		
S116	ECHO PARK IMPROVEMENTS TO ATHLETIC FIELDS	13	\$700,000	\$700,000		
S117	ECHO PARK (Inflation YR 7 - \$194,052) BUILDING REFURBISHMENT, ADA IMPROVEMENTS, OUTDOOR RESTROOMS, ROADWAYS & PATHWAYS	13	\$1,194,052	\$1,018,939		
S118	ECHO PARK AREA (Inflation YR 3 - \$57,855) CONSTRUCTION OF CHILDCARE CENTER TO ENHANCE RECREATIONAL OPPORTUNITIES FOR CHILDREN	13	\$1,007,855	\$1,007,855		
S119	ECHO PARK LAKE (Inflation YR 14 - \$381,527) WATER QUALITY AND FILTRATION IMPROVEMENTS AT LAKE	13	\$981,527	\$800,744		

Project ID	PROJECT TITLE & SCOPE	CD	TOTAL PROP K FUNDING AUTHORITY	PROP K FUNDS Years 1-28	Year 29 2025-26	Year 30 2026-27 (A List)
S122	JUNTOS PARK (YR 15 allocation authorized per C.F. 12-0479) ACQUISITION FOR DEVELOPMENT INTO PARK WITH LANDSCAPING, PICNIC TABLES, PLAYGROUND AND RESTROOMS	13	\$750,000	\$750,000		
S123	LASORDA FIELD OF DREAMS (Inflation YR 13 - \$355,424) IMPROVEMENTS TO ATHLETIC FIELDS, FIELDHOUSE, & RESTROOMS	13	\$1,355,424	\$1,225,424		
S124	LEMON GROVE (Refer to Bond Section - \$441,030) OUTDOOR SPORTS FIELD DEVELOPMENT	13	\$1,000,000	\$550,249		
S125	VIRGIL VILLAGE (YR 6: ACQUISITION) ACQUISITION AND DEVELOPMENT OF LAND FOR SOCCER FIELD	13	\$2,500,000	\$871,884		
<b>CD 13 TOTAL</b>			<b>\$11,948,606</b>	<b>\$9,168,756</b>	<b>\$0</b>	<b>\$0</b>
S126	ALISO PICO CONSTRUCT MODERN GYMNASIUM FOR INDOOR SPORTS	14	\$1,500,000	\$1,500,000		
S127	ARROYO SECO (Inflation YR 13 - \$175,747) OUTDOOR REFURBISHMENT TO INCLUDE LIGHTING, NEW PLAY EQUIPMENT IN AREA CLOSE TO RESIDENTS, IRRIGATION	14	\$925,747	\$867,892		
S128	EAGLE ROCK MONUMENT (Inflation YR 14 - \$158,969) IRRIGATION AND NEW LANDSCAPING	14	\$408,969	\$337,780		
S129	EAGLE ROCK RECREATION CENTER (Inflation YR 7 - \$485,131) CONSTRUCT CHILDCARE CENTER; RENOVATION OF WALKWAYS, SLOPES, OUTDOOR STAGE, GYM, AIR CONDITIONING, IRRIGATION	14	\$2,985,131	\$2,985,131		
S130	EVERGREEN RECREATION CENTER (Inflation YR 9 - \$253,432) CONSTRUCTION OF CHILDCARE CENTER TO ENHANCE RECREATIONAL OPPORTUNITIES FOR CHILDREN	14	\$1,203,432	\$1,141,704		
S131	HAZARD PARK (Refer to Bond Section - \$377,432) REFURBISH INTERIOR OF GYM	14	\$250,000	\$0		
S132	HAZARD PARK (Refer to Bond Section - \$377,432) OUTDOOR DEVELOPMENT: SOCCER FIELDS, VOLLEYBALL AREA, BAR-B-Q GRILLS & TABLES, LIGHTING, WALKWAYS	14	\$600,000	\$78,197		

Project ID	PROJECT TITLE & SCOPE	CD	TOTAL PROP K FUNDING AUTHORITY	PROP K FUNDS Years 1-28	Year 29 2025-26	Year 30 2026-27 (A List)
S134	HOLLENBECK PARK (Inflation YR 6 - \$63,710) IMPROVE PARKING FACILITIES, WALKWAYS & LIGHTING, DRINKING FOUNTAINS, WATER SYSTEM, BANDSHELL	14	\$463,710	\$463,710		
S135	PECAN PARK (Inflation YR 7 - \$485,131) CONSTRUCT A GYMNASIUM FOR INDOOR SPORTS	14	\$2,985,131	\$2,960,325		
S136	RAMON GARCIA RECREATION CENTER (Inflation YR 9 - \$106,708) OUTDOOR PARK DEVELOPMENT, PARKING	14	\$506,708	\$506,708		
S137	SAN PASQUAL (Inflation YR 5 - \$50,204) OUTDOOR PARK DEVELOPMENT, IRRIGATION	14	\$500,408	\$500,408		
S138	YOSEMITE RECREATION CENTER (Inflation YR 4 - \$152,250, YR5 \$79,568) CONSTRUCT MODERN RECREATION CENTER, OUTDOOR PARK DEVELOPMENT, IRRIGATION	14	\$2,731,818	\$2,716,208		
S132	HAZARD PARK (Refer to Bond Section - \$377,432) OUTDOOR DEVELOPMENT: SOCCER FIELDS, VOLLEYBALL AREA, BAR-B-Q GRILLS & TABLES, LIGHTING, WALKWAYS	14	\$600,000	\$0		
<b>CD 14 TOTAL</b>			<b>\$15,661,054</b>	<b>\$14,058,063</b>	<b>\$0</b>	<b>\$0</b>
S139	109TH STREET RECREATION CENTER OUTDOOR SPORTS DEVELOPMENT, FIELD LIGHTING	15	\$500,000	\$500,000		
S140	BANNING PARK IMPROVEMENTS TO ATHLETIC FIELDS, RECREATION CENTER AND WALKING PATHS	15	\$1,000,000	\$1,000,000		
S141	EAST WILMINGTON (Inflation YR 4 - \$185,454) CONSTRUCT MODERN RECREATION CENTER	15	\$2,185,454	\$2,164,526		
S142	GAFFEY STREET POOL (Inflation YR 18 - \$735,900) RENOVATION OF SWIMMING POOL	15	\$1,735,900	\$1,735,900		
S143	NORMANDALE RECREATION CENTER ACQUISITION AND DEVELOPMENT OF LAND FOR PARK EXPANSION	15	\$2,000,000	\$1,995,000		
S144	PECK PARK (Inflation YR 14 - \$635,877) IMPROVEMENTS TO ATHLETIC FIELDS, POOLS, OR RECREATION CENTER, PARKING LOT, WALKWAYS, IRRIGATION, PICNIC AREAS	15	\$1,635,877	\$1,132,960		

Project ID	PROJECT TITLE & SCOPE	CD	TOTAL PROP K FUNDING AUTHORITY	PROP K FUNDS Years 1-28	Year 29 2025-26	Year 30 2026-27 (A List)
S146	WATTS JR. ARTS CENTER (Inflation YR 8 - \$689,622) ACQUIRE AND CONSTRUCT A JR. ARTS CENTER	15	\$3,689,622	\$3,889,427		
S147	WILMINGTON RECREATION CENTER RENOVATE GYM, NEW BASEBALL FIELD AND LIGHTS, IRRIGATION, PARKING LOT	15	\$1,500,000	\$1,500,000		
<b>CD 15 TOTAL</b>			<b>\$14,246,853</b>	<b>\$13,917,812</b>	<b>\$0</b>	<b>\$0</b>
<b>LOCAL SUBTOTAL</b>			<b>\$196,336,593</b>	<b>\$182,331,140</b>	<b>\$0</b>	<b>\$0</b>
<b>REGIONAL AND LOCAL SUBTOTAL</b>			<b>\$277,962,784</b>	<b>\$234,478,469</b>	<b>\$0</b>	<b>\$0</b>

Project ID	PROJECT TITLE & SCOPE	CD	TOTAL PROPOSITION K FUNDING AUTHORITY	A LIST FUNDING AUTHORITY FOR PROGRAM YEAR 30 (2026-27)
<b>COMPETITIVE GRANTS (ACTIVE and FUTURE)</b>				
<b>COMPETITIVE GRANTS TOTAL</b>			\$ -	\$ -
<b>SPECIFIED PROJECTS: REGIONAL (ACTIVE and FUTURE)</b>				
<b>R9</b>	DRUM BARRACKS ACQUISITION OF LAND FOR PARKING LOT	REG	\$ 347,782	\$ 63,947
<b>R16</b>	HANSEN DAM SOCCER COMPLEX, RV PARK, RANGER STATION/VISITOR'S CENTER, ROAD/TRAIL IMPROVEMENTS, FENCING	REG	\$ 12,436,535	\$ 210,218
<b>REGIONAL PROJECTS TOTAL</b>			\$ -	\$ 274,165
<b>SPECIFIED PROJECTS: LOCAL (ACTIVE and FUTURE)</b>				
<b>SPECIFIED PROJECTS TOTAL</b>			\$ -	\$ -
<b>REGIONAL AND LOCAL SUBTOTAL</b>			\$ -	\$ 274,165
<b>Information Technology Agency (funding set-aside for all regions)</b>			\$ -	\$ 50,000
<b>TOTAL ALL PROJECTS</b>				\$ 324,165
INCLUDES ALL PREDEVELOPMENT, COMPETITIVE GRANTS, REGIONAL PROJECTS AND LOCAL PROJECTS				
<b>OTHER COSTS</b>				
<b>ADMN</b>	ADMINISTRATION		\$ 22,500,000	\$ 786,459
<b>MAINT</b>	MAINTENANCE		\$ 112,500,000	\$ 4,836,817
<b>SUPP</b>	SUPPLEMENTAL MAINTENANCE		\$ -	\$ -
<b>INF</b>	INFLATION		\$ -	\$ -
<b>DBT1</b>	DEBT SERVICE FOR SHORT TERM BOND		\$ -	\$ -
<b>DBT2</b>	DEBT SERVICE FOR LONG-TERM BOND		\$ -	\$ -
<b>GAP</b>	ADDITIONAL SPECIFIED FUNDING		\$ -	\$ 19,052,559
<b>OTHER COSTS TOTAL</b>				\$ 24,675,835
<b>GRAND TOTAL - PROPOSITION K ASSESSMENT FUNDS</b>			\$ 750,000,000	\$ 25,000,000

Project ID	PROJECT TITLE	CD	Project Scope	Total Prop K Allocation	Annual Estimate of RAP Maintenance Costs						Fiscal Impact Year 30 2026-27	Estimated Completion Date/Status
					Salaries	Materials	Contractor	Other Costs	One-Time Costs	Annual Total		
<b>COMPETITIVE PROJECTS</b>												
C216-8	REC & PARKS: GRIFFITH PARK HORTICULTURE LEARNING CENTER (8th Cycle)	4	RENOVATE A PORTION OF THE EXISTING NURSERY ON COMMONWEALTH AVENUE	\$ 1,650,000	\$ 64,094	\$ 15,000	\$ 15,000	\$ 2,500	\$ -	\$ 96,594	\$ 96,594	In construction, 78% complete. Estimated completion July 2026.
<b>CD 4 SUBTOTAL</b>				<b>\$ 1,650,000</b>	<b>\$ 64,094</b>	<b>\$ 15,000</b>	<b>\$ 15,000</b>	<b>\$ 2,500</b>	<b>\$ -</b>	<b>\$ 96,594</b>	<b>\$ 96,594</b>	
C219-8	REC & PARKS: CESAR CHAVEZ RECREATION CENTER, a.k.a Sheldon Arleta BASEBALL FIELD, PICNIC AREA AND PLAYGROUND (8th Cycle)	6	CONSTRUCT BASEBALL FIELD, PICNIC AREA AND PLAYGROUND	\$ 1,000,000	\$ 104,774	\$ 3,500	\$ 5,000	\$ -	\$ -	\$ 113,274	\$ -	Currently completing bid and award phase. Construction began in February 2026 under a Memorandum of Understanding with the General Services Department. Estimated completion September 2027.
<b>CD 6 SUBTOTAL</b>				<b>\$ 1,000,000</b>	<b>\$ 104,774</b>	<b>\$ 3,500</b>	<b>\$ 5,000</b>	<b>\$ -</b>	<b>\$ -</b>	<b>\$ 113,274</b>	<b>\$ -</b>	
C266-10	REC & PARKS: JACKIE TATUM/HARVARD RECREATION CENTER LIGHTING (10th Cycle) REPLACE/UPGRADE EXISTING LIGHTING	8	LIGHTING FOR BASEBALL AND BASKETBALL AREAS	\$ 1,805,923	\$ 4,714	\$ 1,750	\$ -	\$ -	\$ -	\$ 6,464	\$ 5,386	Lighting is 65% designed. Construction is anticipated to be awarded September 2026.
<b>CD 8 SUBTOTAL</b>				<b>\$ 1,805,923</b>	<b>\$ 4,714</b>	<b>\$ 1,750</b>	<b>\$ -</b>	<b>\$ -</b>	<b>\$ -</b>	<b>\$ 6,464</b>	<b>\$ 5,386</b>	
C268-10	REC & PARK: OAKRIDGE ESTATE PARK (10th Cycle)	12	EXPANSION OF EXISTING OAKRIDGE PARK, WHICH WOULD INCLUDE DEVELOPMENT OF NEW LANDSCAPING, WALKING PATHS, IRRIGATION, AND SITE AMENITIES AND IMPROVEMENTS TO EXISTING PARK, INCLUDING NEW LED PARK LIGHTING AND SHADE STRUCTURES OVER EXISTING PICNIC AREAS AND PLAYGROUND.	\$ 460,000	\$ 40,680	\$ -	\$ -	\$ -	\$ -	\$ 40,680	\$ 13,560	Project is under design. Anticipated construction award by March 2027.
<b>CD 12 SUBTOTAL</b>				<b>\$ 460,000</b>	<b>\$ 40,680</b>	<b>\$ -</b>	<b>\$ -</b>	<b>\$ -</b>	<b>\$ -</b>	<b>\$ 40,680</b>	<b>\$ 13,560</b>	
C249-9	REC & PARKS: EAST PARK - SPORTS FIELD LIGHTING (9th Cycle)	14	1. PLANNING, ENGINEERING, AND CONSTRUCTION OF SIX SOCCER FIELDS; 2. INSTALL LIGHTING AT UP TO SIX PROPOSED SOCCER FIELDS	\$ 2,000,000	\$ 434,654	\$ 5,000	\$ 6,000	\$ -	\$ -	\$ 445,654	\$ 259,965	In construction, 75% completed. Estimated completion December 2026
C250-9	REC & PARKS: EL SERENO ARROYO PLAYGROUND ACQUISITION (9th Cycle)	14	ACQUISITION OF OPEN SPACE TO EXPAND THE EL SERENO PLAY AREA	\$ 1,025,100	\$ 81,360	\$ 2,000	\$ 10,000	\$ 5,000	\$ -	\$ 98,360	\$ 98,360	Acquisition and Park development - TBD Department of Recreation and Parks (RAP) and CalTrans. Note that RAP is operating a playground on a portion of the property under a lease with CalTrans.
C269-10	REC & PARKS: EL SERENO COMMUNITY GARDEN ACQUISITION (10th Cycle)	14	ACQUISITION OF THE 0.77-ACRE EL SERENO COMMUNITY GARDEN PROPERTY FROM CALTRANS.  THE PARCELS BEING ACQUIRED ARE: APN NOS. 5292020901, 5292020902, 5292020903, 5292020904, 5292020908, and 5292020909.	\$ 1,985,000	\$ -	\$ -	\$ -	\$ -	\$ -	\$ -	\$ -	Acquisition and Park development - TBD RAP and CalTrans
C272-11	REC & PARKS: EL SERENO ACQUISITION	14	ACQUISITION OF PARCEL IN THE EL SERENO AREA	\$ 2,611,968	\$ -	\$ -	\$ -	\$ -	\$ -	\$ -	\$ -	Acquisition and Park development - TBD RAP and CalTrans
<b>CD 14 SUBTOTAL</b>				<b>\$ 7,622,068</b>	<b>\$ 516,014</b>	<b>\$ 7,000</b>	<b>\$ 16,000</b>	<b>\$ 5,000</b>	<b>\$ -</b>	<b>\$ 544,014</b>	<b>\$ 358,325</b>	
C241-8	REC & PARKS: WATTS CULTURAL CRESCENT (8th Cycle)	15	PARK EXPANSION	\$ 750,000	\$ 104,774	\$ 1,500	\$ 2,500	\$ -	\$ 2,500	\$ 111,274	\$ 111,274	TBD - Los Angeles Neighborhood Land Trust managed project. Currently in the pre-design phase.
<b>CD 15 SUBTOTAL</b>				<b>\$ 750,000</b>	<b>\$ 104,774</b>	<b>\$ 1,500</b>	<b>\$ 2,500</b>	<b>\$ -</b>	<b>\$ 2,500</b>	<b>\$ 111,274</b>	<b>\$ 111,274</b>	
<b>COMPETITIVE GRANTS TOTAL</b>				<b>\$ 13,287,991</b>	<b>\$ 835,050</b>	<b>\$ 28,750</b>	<b>\$ 38,500</b>	<b>\$ 7,500</b>	<b>\$ 2,500</b>	<b>\$ 912,300</b>	<b>\$ 585,139</b>	
<b>REGIONAL SPECIFIED PROJECTS</b>												
R1	ANGELS GATE PARK	REG	IMPLEMENTATION OF MASTER PLAN IMPROVEMENTS AND PERIMETER FENCING	\$ 6,062,588	\$ -	\$ -	\$ 2,500	\$ -	\$ -	\$ 2,500	\$ -	Phase I fencing complete. Phase II demolition in design. Phase III construction in design. Estimated completion July 2027.
R2	BALBOA SPORTS COMPLEX	REG	CONSTRUCT NEW AQUATIC FACILITY	\$ 3,000,000	\$ -	\$ -	\$ -	\$ -	\$ -	\$ -	\$ -	Project in Design, 85% complete. Estimated completion is August 2028.
R4	BOYLE HEIGHTS SPORTS CENTER	REG	CONSTRUCT GYMNASIUM	\$ 2,500,000	\$ 104,774	\$ 3,600	\$ 2,500	\$ 3,000	\$ -	\$ 113,874	\$ -	Project in pre pre-design. A Task Order Solicitation is in progress to select an architect to provide conceptual plans to allow for a design-build contract to be issued prior to June 30, 2027. Construction period anticipated to be 20 months. No estimated completion date yet.
R9	DRUM BARRACKS	REG	ACQUISITION OF LAND FOR PARKING LOT	\$ 347,758	\$ -	\$ -	\$ -	\$ -	\$ -	\$ -	\$ -	Acquisition and demolition complete. Parking lot currently 95% complete in design. Estimated completion of parking lot improvements is July 2027.

Project ID	PROJECT TITLE	CD	Project Scope	Total Prop K Allocation	Annual Estimate of RAP Maintenance Costs						Fiscal Impact Year 30 2026-27	Estimated Completion Date/Status
					Salaries	Materials	Contractor	Other Costs	One-Time Costs	Annual Total		
R13	GRIFFITH PARK	REG	IMPROVEMENTS TO ROADS, TRAILS, WATER SYSTEM, REST ROOMS, PICNIC AREAS, PAVE LIVE STEAMERS PARKING LOT	\$ 6,383,981	\$ 104,774	\$ 2,500	\$ 20,000	\$ -	\$ -	\$ 127,274	\$ 127,274	All phases but Phase III water system scope complete. The Phase III water system scope was determined to be infeasible by the L.A. For Kids Steering Committee.
R14	GRIFFITH PARK PERFORMING ARTS CENTER	REG	CONSTRUCT A PERFORMING ARTS CENTER FOR YOUTH	\$ 6,547,971	\$ 81,360	\$ 5,000	\$ -	\$ -	\$ 5,000	\$ 91,360	\$ 69,770	Project in construction, 64% complete. Estimated completion date October 2026. Progress delayed due to change order requests from contractor. Request now in review by RAP and the Bureau of Engineering (BOE).
R16	HANSEN DAM	REG	SOCCER COMPLEX, RV PARK, RANGER STATION/VISITOR CENTER, ROAD/TRAIL IMPROVEMENTS, FENCING (YR 4&5: SOCCER COMPLEX, YR 7: PREDEVELOPMENT FOR FUTURE SCOPE)	\$ 12,436,535	\$ 209,548	\$ 6,000	\$ 5,000	\$ -	\$ -	\$ 220,548	\$ 18,379	Partial complete. RV parking scope remaining. Estimated completion June 2027
R20	MACARTHUR PARK	REG	REFURBISH BOATHOUSE, RECREATION BUILDING, SIGNAL BUILDING AND BANDSHELL, FENCING AND EDGE TREATMENT	\$ 2,167,466	\$ 186,134	\$ -	\$ -	\$ -	\$ -	\$ 186,134	\$ 186,134	The project is complete. The prior water intrusion prevention project has been determined to have satisfied the Proposition K specified phase for this project. The boathouse was demolished by RAP as it was red-tagged by Department of Building and Safety. The boathouse phase has been determined infeasible (Council File No. 24-0788).
R21	MACARTHUR PARK LAKE	REG	WATER QUALITY AND FILTRATION IMPROVEMENTS AT LAKE	\$ 600,000	\$ 64,094	\$ 5,000	\$ 3,500	\$ -	\$ -	\$ 72,594	\$ -	Project is in design. Currently 95% complete. Estimated completion date is December 2028.
R27	SOUTHEAST VALLEY ROLLER & SKATEBOARD RINK	REG	ACQUISITION AND CONSTRUCTION OF ROLLER AND SKATEBOARD RINK IN S/W SAN FERNANDO VALLEY	\$ 7,668,336	\$ 40,680	\$ -	\$ -	\$ -	\$ -	\$ 40,680	\$ -	Skate park - completed Roller rink - in design, 70% complete. Estimated completion May 2028.
R30	SEPULVEDA BASIN - HJELTE FIELDS	REG	NEW ATHLETIC FIELDS, IRRIGATION, LIGHTING	\$ 1,000,000	\$ -	\$ -	\$ -	\$ -	\$ -	\$ -	\$ -	TBD - U.S. Army Corps of Engineers to update lease with RAP according to map provided by BOE. Pre-design is 78% complete.
R31	SEPULVEDA BASIN - LAKE BALBOA	REG	UPGRADE IRRIGATION SYSTEM TO WATER CONSERVATION STANDARDS	\$ 2,506,659	\$ 128,188	\$ 2,000	\$ -	\$ -	\$ -	\$ 130,188	\$ -	Project in design, 97% complete. Estimated completion December 2027.
<b>REGIONAL SPECIFIED PROJECT TOTAL</b>				<b>\$ 51,221,294</b>	<b>\$ 919,552</b>	<b>\$ 24,100</b>	<b>\$ 33,500</b>	<b>\$ 3,000</b>	<b>\$ 5,000</b>	<b>\$ 985,152</b>	<b>\$ 401,557</b>	
<b>LOCAL SPECIFIED PROJECTS</b>												
S23	RESEDA SKATE FACILITY	3	ACQUISITION AND CONSTRUCTION OF ICE HOCKEY AND ROLLER BLADING FACILITY	\$ 13,705,001	\$ 104,774	\$ 6,000	\$ 3,000	\$ -	\$ -	\$ 113,774	\$ 75,849	Estimated completion date: November 2026. Currently 50% complete. In construction.
S24	SERRANIA PARK	3	CONSTRUCT PUBLIC RESTROOMS	\$ 1,092,572	\$ 81,360	\$ 4,000	\$ 3,000	\$ -	\$ -	\$ 88,360	\$ -	Project in design. Estimated completion date: November 2027.
<b>CD 3 SUBTOTAL</b>				<b>\$ 14,797,573</b>	<b>\$ 186,134</b>	<b>\$ 10,000</b>	<b>\$ 6,000</b>	<b>\$ -</b>	<b>\$ -</b>	<b>\$ 202,134</b>	<b>\$ 75,849</b>	
S12	STUDIO CITY	4	CONSTRUCT MODERN GYM, COMMUNITY CENTER, LANDSCAPE AND IRRIGATION	\$ 3,000,000	\$ 104,774	\$ 2,000	\$ 3,000	\$ -	\$ -	\$ 109,774	\$ 109,774	Estimated completion July 2026.
<b>CD 4 SUBTOTAL</b>				<b>\$ 3,000,000</b>	<b>\$ 104,774</b>	<b>\$ 2,000</b>	<b>\$ 3,000</b>	<b>\$ -</b>	<b>\$ -</b>	<b>\$ 109,774</b>	<b>\$ 109,774</b>	
S60	ROGER JESSUP RECREATION CENTER	7	CONSTRUCTION OF CHILDCARE CENTER TO ENHANCE RECREATIONAL OPPORTUNITIES FOR CHILDREN	\$ 3,935,930	\$ -	\$ -	\$ -	\$ -	\$ -	\$ -	\$ -	Project in design, 78% complete. Estimated completion is December 2028.
S63	STETSON RANCH	7	FACILITY EXPANSION	\$ 510,000	\$ -	\$ -	\$ -	\$ -	\$ -	\$ -	\$ -	Project in design. Estimated completion is July 2028.
<b>CD 7 SUBTOTAL</b>				<b>\$ 4,445,930</b>	<b>\$ -</b>	<b>\$ -</b>	<b>\$ -</b>	<b>\$ -</b>	<b>\$ -</b>	<b>\$ -</b>	<b>\$ -</b>	
S18	CASTLE PEAK PARK	12	OUTDOOR REFURBISHMENT, RESTROOMS	\$ 730,000	\$ -	\$ -	\$ -	\$ -	\$ -	\$ -	\$ -	Estimated completion date TBD.
S20	LAZY J PARK	12	OUTDOOR REFURBISHMENT, RESTROOMS	\$ 1,000,000	\$ -	\$ -	\$ -	\$ -	\$ -	\$ -	\$ -	Estimated completion date TBD.
<b>CD 12 SUBTOTAL</b>				<b>\$ 1,730,000</b>	<b>\$ -</b>	<b>\$ -</b>	<b>\$ -</b>	<b>\$ -</b>	<b>\$ -</b>	<b>\$ -</b>	<b>\$ -</b>	
S121	HOLLYWOOD RECREATION CENTER	13	CONSTRUCT MODERN GYM AND POOL BUILDINGS	\$ 6,281,916	\$ 104,774	\$ 3,000	\$ -	\$ -	\$ -	\$ 107,774	\$ 17,962	Pool and bathhouse - completed Gym - project is in construction 36% complete. Anticipated completion May 2027.
<b>CD 13 SUBTOTAL</b>				<b>\$ 6,281,916</b>	<b>\$ 104,774</b>	<b>\$ 3,000</b>	<b>\$ -</b>	<b>\$ -</b>	<b>\$ -</b>	<b>\$ 107,774</b>	<b>\$ 17,962</b>	
S145	ROSECRANS RECREATION CENTER	15	CONSTRUCTION OF CHILDCARE CENTER TO ENHANCE RECREATIONAL OPPORTUNITIES FOR CHILDREN	\$ 1,300,000	\$ 81,360	\$ 2,000	\$ 2,500	\$ -	\$ -	\$ 85,860	\$ -	Currently in pre-design phase. 95% complete. Estimated completion date July 2029
<b>CD 15 SUBTOTAL</b>				<b>\$ 1,300,000</b>	<b>\$ 81,360</b>	<b>\$ 2,000</b>	<b>\$ 2,500</b>	<b>\$ -</b>	<b>\$ -</b>	<b>\$ 85,860</b>	<b>\$ -</b>	
<b>LOCAL SPECIFIED PROJECT TOTAL</b>				<b>\$ 25,379,489</b>	<b>\$ 477,042</b>	<b>\$ 17,000</b>	<b>\$ 11,500</b>	<b>\$ -</b>	<b>\$ -</b>	<b>\$ 505,542</b>	<b>\$ 203,585</b>	
<b>REGIONAL AND LOCAL PROJECT TOTAL</b>				<b>\$ 76,600,783</b>	<b>\$ 1,396,594</b>	<b>\$ 41,100</b>	<b>\$ 45,000</b>	<b>\$ 3,000</b>	<b>\$ 5,000</b>	<b>\$ 1,490,694</b>	<b>\$ 605,142</b>	
<b>GRAND TOTALS - ALL PROJECTS</b>				<b>\$ 89,888,774</b>	<b>\$ 2,231,644</b>	<b>\$ 69,850</b>	<b>\$ 83,500</b>	<b>\$ 10,500</b>	<b>\$ 7,500</b>	<b>\$ 2,402,994</b>	<b>\$ 1,190,281</b>	

Project ID	Project Title	CD	Project Scope	Total Prop K Allocation	Annual Estimate of RAP Operations Costs						Fiscal Impact	Estimated Completion Date/Status
					Salaries	Materials	Contractor	Other Costs	One-Time Total	Annual Total	Year 30 2026-27	
<b>COMPETITIVE PROJECTS</b>												
C216-8	REC & PARKS: GRIFFITH PARK HORTICULTURE LEARNING CENTER (8th Cycle)	4	RENOVATE A PORTION OF THE EXISTING NURSERY ON COMMONWEALTH AVENUE	\$ 1,650,000	\$ 28,402	\$ -	\$ -	\$ -	\$ -	\$ 28,402	\$ 28,402	Construction 100% complete, including the 60-day landscape maintenance period and all final punchlist corrections in October, 2025. Final as built drawings are being prepared, preparation of RAP final acceptance board report by BOE to follow.
<b>CD 4 SUBTOTAL</b>				<b>\$ 1,650,000</b>	<b>\$ 28,402</b>	<b>\$ -</b>	<b>\$ -</b>	<b>\$ -</b>	<b>\$ -</b>	<b>\$ 28,402</b>	<b>\$ 28,402</b>	
C219-8	REC & PARKS: CESAR CHAVEZ RECREATION CENTER, a.k.a Sheldon Arleta (8th Cycle)	6	CONSTRUCT BASEBALL FIELD, PICNIC AREA AND PLAYGROUND	\$ 1,000,000	\$ 184,029	\$ 80,000	\$ -	\$ -	\$ 50,000	\$ 314,029	\$ 72,002	Bid and award. Construction has begun. Estimated completion June 2027.
<b>CD 6 SUBTOTAL</b>				<b>\$ 1,000,000</b>	<b>\$ 184,029</b>	<b>\$ 80,000</b>	<b>\$ -</b>	<b>\$ -</b>	<b>\$ 50,000</b>	<b>\$ 314,029</b>	<b>\$ 72,002</b>	
C266-10	REC & PARKS: JACKIE TATUM/HARVARD RECREATION CENTER LIGHTING (10th Cycle) REPLACE/UPGRADE EXISTING LIGHTING	8	LIGHTING FOR BASEBALL AND BASKETBALL AREAS	\$ 1,805,923	\$ 77,972	\$ 15,000	\$ 5,000	\$ -	\$ 2,000	\$ 99,972	\$ 10,164	Lighting is 50% designed. Construction is anticipated to be completed prior to June 2027.
<b>CD 8 SUBTOTAL</b>				<b>\$ 1,805,923</b>	<b>\$ 77,972</b>	<b>\$ 15,000</b>	<b>\$ 5,000</b>	<b>\$ -</b>	<b>\$ 2,000</b>	<b>\$ 99,972</b>	<b>\$ 10,164</b>	
C227-8	REC & PARKS: RANCHO CIENEGA (8th Cycle)	10	SECURITY LIGHTING AND SHADE STRUCTURES FOR TENNIS COURTS AND BASEBALL FIELDS	\$ 500,000	\$ 55,848	\$ 1,000	\$ -	\$ -	\$ 4,000	\$ 60,848	\$ 56,848	Facility is open. Awaiting final improvements and closeout.
<b>CD 10 SUBTOTAL</b>				<b>\$ 500,000</b>	<b>\$ 55,848</b>	<b>\$ 1,000</b>	<b>\$ -</b>	<b>\$ -</b>	<b>\$ 4,000</b>	<b>\$ 60,848</b>	<b>\$ 56,848</b>	
C268-10	REC & PARK: OAKRIDGE ESTATE PARK (10th Cycle)	12	EXPANSION OF EXISTING OAKRIDGE PARK, WHICH WOULD INCLUDE DEVELOPMENT OF NEW LANDSCAPING, WALKING PATHS, IRRIGATION, AND SITE AMENITIES AND IMPROVEMENTS TO EXISTING PARK, INCLUDING NEW LED PARK LIGHTING AND SHADE STRUCTURES OVER EXISTING PICNIC AREAS AND PLAYGROUND	\$ 460,000	\$ -	\$ -	\$ -	\$ -	\$ -	\$ -	\$ -	Project is under design. Anticipated construction completion by June 2027.
<b>CD 12 SUBTOTAL</b>				<b>\$ 460,000</b>	<b>\$ -</b>	<b>\$ -</b>	<b>\$ -</b>	<b>\$ -</b>	<b>\$ -</b>	<b>\$ -</b>	<b>\$ -</b>	
C249-9	REC & PARKS: EAST PARK - SPORTS FIELD LIGHTING (9th Cycle)	14	1. PLANNING, ENGINEERING, AND CONSTRUCTION OF SIX SOCCER FIELDS; 2. INSTALL LIGHTING AT UP TO SIX PROPOSED SOCCER FIELDS	\$ 2,000,000	\$ 403,706	\$ 275,000	\$ -	\$ -	\$ -	\$ 678,706	\$ 678,706	In construction. Estimated completion June 2026
C250-9	REC & PARKS: EL SERENO ARROYO PLAYGROUND ACQUISITION (9th Cycle)	14	ACQUISITION OF OPEN SPACE TO EXPAND THE EL SERENO PLAY AREA	\$ 1,025,100	\$ -	\$ -	\$ -	\$ -	\$ 20,000	\$ 20,000	\$ 20,000	Acquisition and park development - TBD by Department of Recreation and Parks (RAP) and CalTrans
C269-10	REC & PARKS: EL SERENO COMMUNITY GARDEN ACQUISITION (10th Cycle)	14	ACQUISITION OF THE 0.77-ACRE EL SERENO COMMUNITY GARDEN PROPERTY FROM CALTRANS.  THE PARCELS BEING ACQUIRED ARE: APN NOS. 5292020901, 5292020902, 5292020903, 5292020904, 5292020908, and 5292020909.	\$ 1,985,000	\$ -	\$ -	\$ -	\$ -	\$ -	\$ -	\$ -	Acquisition and park development - TBD by RAP and CalTrans
C272-11	REC & PARKS: EL SERENO ACQUISITION (11th Cycle)	14	ACQUISITION OF PARCEL IN EL SERENO AREA	\$ 1,650,619	\$ -	\$ -	\$ -	\$ -	\$ -	\$ -	\$ -	Acquisition and park development - TBD by RAP and CalTrans
<b>CD 14 SUBTOTAL</b>				<b>\$ 6,660,719</b>	<b>\$ 403,706</b>	<b>\$ 275,000</b>	<b>\$ -</b>	<b>\$ -</b>	<b>\$ 20,000</b>	<b>\$ 698,706</b>	<b>\$ 698,706</b>	
C241-8	REC & PARKS: WATTS CULTURAL CRESCENT (8th Cycle)	15	PARK EXPANSION	\$ 750,000	\$ -	\$ -	\$ -	\$ -	\$ -	\$ -	\$ -	Managed by Los Angeles Neighborhood Land Trust. Currently on hold.
<b>CD 15 SUBTOTAL</b>				<b>\$ 750,000</b>	<b>\$ -</b>	<b>\$ -</b>	<b>\$ -</b>	<b>\$ -</b>	<b>\$ -</b>	<b>\$ -</b>	<b>\$ -</b>	
<b>COMPETITIVE GRANTS TOTAL</b>				<b>\$ 12,826,642</b>	<b>\$ 749,958</b>	<b>\$ 371,000</b>	<b>\$ 5,000</b>	<b>\$ -</b>	<b>\$ 76,000</b>	<b>\$ 1,201,958</b>	<b>\$ 866,122</b>	

Project ID	Project Title	CD	Project Scope	Total Prop K Allocation	Annual Estimate of RAP Operations Costs						Fiscal Impact	Estimated Completion Date/Status
					Salaries	Materials	Contractor	Other Costs	One-Time Total	Annual Total	Year 30 2026-27	
<b>REGIONAL SPECIFIED PROJECTS</b>												
R1	ANGELS GATE PARK	REG	IMPLEMENTATION OF MASTER PLAN IMPROVEMENTS AND PERIMETER FENCING	\$ 6,062,588	\$ 77,972	\$ 20,000	\$ 20,000	\$ -	\$ -	\$ 117,972	\$ 9,831	Phase I, perimeter fencing completed in 2010. Phase II pending bid and award. Phase III in pre-design. Estimated completion June 2027.
R2	BALBOA SPORTS COMPLEX	REG	CONSTRUCT NEW AQUATIC FACILITY	\$ 3,000,000	\$ 639,113	\$ -	\$ -	\$ -	\$ -	\$ 639,113	\$ -	Project in design. Estimated completion is July 2027.
R4	BOYLE HEIGHTS SPORTS CENTER	REG	CONSTRUCT GYMNASIUM	\$ 2,500,000	\$ 189,454	\$ 375,000	\$ -	\$ 20,000	\$ 27,000	\$ 611,454	\$ 611,454	Project in pre-design. No estimated completion date yet.
R9	DRUM BARRACKS - PARKING LOT	REG	ACQUISITION OF LAND FOR PARKING LOT	\$ 347,785	\$ -	\$ -	\$ -	\$ -	\$ -	\$ -	\$ -	Acquisition - completed. Estimated completion of parking lot improvements is December 2026.
R13	GRIFFITH PARK	REG	IMPROVEMENTS TO ROADS, TRAILS, WATER SYSTEM, REST ROOMS, PICNIC AREAS, PAVE LIVE STEAMERS PARKING LOT	\$ 6,383,981	\$ -	\$ -	\$ -	\$ -	\$ -	\$ -	\$ -	Partial complete. Phase III water system scope in pre-design. Estimated completion date TBD.
R14	GRIFFITH PARK PERFORMING ARTS CENTER	REG	CONSTRUCT A PERFORMING ARTS CENTER FOR YOUTH	\$ 6,547,971	\$ 28,402	\$ -	\$ -	\$ -	\$ -	\$ 28,402	\$ 28,402	Under construction. Estimated completion is August 2026.
R16	HANSEN DAM (Ranger's Station: Inflation Yr 12 - \$2,024,286)	REG	SOCCER COMPLEX, RV PARK, RANGER STATION/VISITOR CENTER, ROAD/TRAIL IMPROVEMENTS, FENCING (YR 4&5: SOCCER COMPLEX, YR 7: PREDEVELOPMENT FOR FUTURE SCOPE)	\$ 12,436,535	\$ 649,555	\$ -	\$ -	\$ 109,032	\$ -	\$ 758,587	\$ 63,216	Partial complete. RV parking scope remaining. Estimated completion June 2027.
R20	MACARTHUR PARK	REG	REFURBISH BOATHOUSE, RECREATION BUILDING, SIGNAL BUILDING AND BANDSHELL, FENCING AND EDGE TREATMENT	\$ 2,167,466	\$ 83,772	\$ -	\$ -	\$ -	\$ -	\$ 83,772	\$ 83,772	Project in pre-design.
R21	MACARTHUR PARK LAKE	REG	WATER QUALITY AND FILTRATION IMPROVEMENTS AT LAKE	\$ 600,000	\$ -	\$ -	\$ -	\$ -	\$ -	\$ -	\$ -	Estimated completion date is December 2027.
R27	SOUTHEAST VALLEY ROLLER & SKATEBOARD RINK	REG	ACQUISITION AND CONSTRUCTION OF ROLLER AND SKATEBOARD RINK IN S/E SAN FERNANDO VALLEY	\$ 7,668,336	\$ 167,544	\$ -	\$ -	\$ -	\$ 100,000	\$ 267,544	\$ 127,924	Skate park - completed. Roller rink - anticipated completion May 2027.
R30	SEPULVEDA BASIN - HJELTE FIELDS	REG	NEW ATHLETIC FIELDS, LIGHTING, PARKING	\$ 1,000,000	\$ 167,544	\$ -	\$ -	\$ -	\$ 50,000	\$ 217,544	\$ 217,544	TBD - U.S. Army Corps of Engineers to update lease with RAP.
R31	SEPULVEDA BASIN - LAKE BALBOA	REG	UPGRADE IRRIGATION SYSTEM TO WATER CONSERVATION STANDARDS	\$ 2,506,659	\$ -	\$ -	\$ -	\$ -	\$ -	\$ -	\$ -	Project in design. Estimated completion November 2026.
<b>REGIONAL SPECIFIED PROJECT TOTAL</b>				<b>\$ 51,221,321</b>	<b>\$ 2,003,357</b>	<b>\$ 395,000</b>	<b>\$ 20,000</b>	<b>\$ 129,032</b>	<b>\$ 177,000</b>	<b>\$ 2,724,389</b>	<b>\$ 1,142,143</b>	
<b>LOCAL SPECIFIED PROJECTS</b>												
S23	RESEDA SKATE FACILITY	3	ACQUISITION AND CONSTRUCTION OF ICE HOCKEY AND ROLLER BLADING FACILITY	\$ 13,705,001	\$ 331,364	\$ -	\$ -	\$ -	\$ -	\$ 331,364	\$ 331,364	82% complete in construction, construction completion anticipated November 2026.
S24	SERRANIA PARK	3	CONSTRUCT PUBLIC RESTROOMS	\$ 1,092,572	\$ -	\$ -	\$ -	\$ -	\$ -	\$ -	\$ -	Project in design. Estimated completion date February 2027.
<b>CD 3 SUBTOTAL</b>				<b>\$ 14,797,573</b>	<b>\$ 331,364</b>	<b>\$ -</b>	<b>\$ -</b>	<b>\$ -</b>	<b>\$ -</b>	<b>\$ 331,364</b>	<b>\$ 331,364</b>	
S12	STUDIO CITY	4	CONSTRUCT MODERN GYM, COMMUNITY CENTER, LANDSCAPE AND IRRIGATION	\$ 3,000,000	\$ 55,848	\$ -	\$ -	\$ -	\$ 200,000	\$ 255,848	\$ 255,848	Estimated completion July 2026.
<b>CD 4 SUBTOTAL</b>				<b>\$ 3,000,000</b>	<b>\$ 55,848</b>	<b>\$ -</b>	<b>\$ -</b>	<b>\$ -</b>	<b>\$ 200,000</b>	<b>\$ 255,848</b>	<b>\$ 255,848</b>	
S60	ROGER JESSUP RECREATION CENTER	7	CONSTRUCTION OF CHILDCARE CENTER TO ENHANCE RECREATIONAL OPPORTUNITIES FOR CHILDREN	\$ 3,935,930	\$ 167,544	\$ -	\$ -	\$ -	\$ 100,000	\$ 267,544	\$ -	Project in design. Estimated completion date January 2028.
S63	STETSON RANCH	7	FACILITY EXPANSION	\$ 510,000	\$ -	\$ -	\$ -	\$ -	\$ -	\$ -	\$ -	Project in design. Estimated completion date August 2027.
<b>CD 7 SUBTOTAL</b>				<b>\$ 4,445,930</b>	<b>\$ 167,544</b>	<b>\$ -</b>	<b>\$ -</b>	<b>\$ -</b>	<b>\$ 100,000</b>	<b>\$ 267,544</b>	<b>\$ -</b>	
S18	CASTLE PEAK PARK	12	OUTDOOR REFURBISHMENT, RESTROOMS	\$ 730,000	\$ -	\$ -	\$ -	\$ -	\$ -	\$ -	\$ -	Estimated completion date TBD.

Project ID	Project Title	CD	Project Scope	Total Prop K Allocation	Annual Estimate of RAP Operations Costs						Fiscal Impact	Estimated Completion Date/Status	
					Salaries	Materials	Contractor	Other Costs	One-Time Total	Annual Total	Year 30 2026-27		
S20	LAZY J PARK	12	OUTDOOR REFURBISHMENT, RESTROOMS	\$ 1,000,000	\$ -	\$ -	\$ -	\$ -	\$ -	\$ -	\$ -	\$ -	Estimated completion date TBD.
<b>CD 12 SUBTOTAL</b>				<b>\$ 1,730,000</b>	<b>\$ -</b>	<b>\$ -</b>	<b>\$ -</b>	<b>\$ -</b>	<b>\$ -</b>	<b>\$ -</b>	<b>\$ -</b>	<b>\$ -</b>	
S121	HOLLYWOOD RECREATION CENTER	13	CONSTRUCT MODERN GYM AND POOL BUILDINGS	\$ 6,281,916	\$ 197,938	\$ 175,000	\$ -	\$ -	\$ -	\$ 372,938	\$ 186,469	\$ 186,469	Pool & bath house - completed. Gym - Construction. Estimated completion January 2027.
<b>CD 13 SUBTOTAL</b>				<b>\$ 6,281,916</b>	<b>\$ 197,938</b>	<b>\$ 175,000</b>	<b>\$ -</b>	<b>\$ -</b>	<b>\$ -</b>	<b>\$ 372,938</b>	<b>\$ 186,469</b>	<b>\$ 186,469</b>	
S145	ROSECRANS RECREATION CENTER	15	CONSTRUCTION OF CHILDCARE CENTER TO ENHANCE RECREATIONAL OPPORTUNITIES FOR CHILDREN	\$ 1,300,000	\$ 185,307	\$ 20,000	\$ 20,000	\$ 20,000	\$ 2,500	\$ 247,807	\$ 247,807	\$ 247,807	Estimated completion date TBD.
<b>CD 15 SUBTOTAL</b>				<b>\$ 1,300,000</b>	<b>\$ 185,307</b>	<b>\$ 20,000</b>	<b>\$ 20,000</b>	<b>\$ 20,000</b>	<b>\$ 2,500</b>	<b>\$ 247,807</b>	<b>\$ 247,807</b>	<b>\$ 247,807</b>	
<b>LOCAL SPECIFIED PROJECT TOTAL</b>				<b>\$ 25,379,489</b>	<b>\$ 770,457</b>	<b>\$ 195,000</b>	<b>\$ 20,000</b>	<b>\$ 20,000</b>	<b>\$ 202,500</b>	<b>\$ 1,130,965</b>	<b>\$ 1,021,488</b>	<b>\$ 1,021,488</b>	
<b>REGIONAL AND LOCAL PROJECT TOTAL</b>				<b>\$ 76,600,810</b>	<b>\$ 2,773,814</b>	<b>\$ 590,000</b>	<b>\$ 40,000</b>	<b>\$ 149,032</b>	<b>\$ 379,500</b>	<b>\$ 3,855,354</b>	<b>\$ 2,163,631</b>	<b>\$ 2,163,631</b>	
<b>GRAND TOTAL - ALL PROJECTS</b>				<b>\$ 89,427,452</b>	<b>\$ 3,523,772</b>	<b>\$ 961,000</b>	<b>\$ 45,000</b>	<b>\$ 149,032</b>	<b>\$ 455,500</b>	<b>\$ 5,057,312</b>	<b>\$ 3,029,754</b>	<b>\$ 3,029,754</b>	

**PROPOSITION K: 2026-27 L.A. FOR KIDS PROGRAM  
ADMINISTRATIVE FUNDING FOR PROGRAM YEAR 30**

		Approved 2025-26	Proposed 2026- 27
<b>1. County of Los Angeles</b>			
Office of the Assessor - collects Proposition K assessment funds.		\$ 224,505	\$ 224,505
<b>2. Bureau of Engineering</b>			
<b>Classification Title</b>	<b>Duties</b>		
Environmental Affairs Officer, Program Manager III	Competitive grants program manager		
Sr. Management Analyst I	RFP, LVNOC and monitoring services		
Management Analyst	RFP, LVNOC and monitoring services		
Management Analyst	RFP, LVNOC and monitoring services		
<b>Subtotals:</b>		\$ 214,290	\$ 214,290
<b>3. Board of Public Works, Office of Accounting</b>			
<b>Classification Title</b>	<b>Duties</b>		
Principal Accountant II	Approves documents and oversees program		
Senior Accountant II	Reviews accounting documents and prepares reports		
Accountant	Processes payments and maintains accounting records		
<b>Subtotals:</b>		\$ 165,623	\$ 165,623
<b>4. Office of the City Administrative Officer</b>			
<b>Classification Title</b>	<b>Duties</b>		
Senior Administrative Analyst / Administrative Analyst / Management Analyst	Administers Proposition K funds; Staffs the L.A. for Kids Steering Committee and the Regional Volunteer Neighborhood Oversight Committees (RVNOC).		
<b>Subtotals:</b>		\$ 144,101	\$ 144,101
<b>5. Office of the Chief Legislative Analyst</b>			
<b>Classification Title</b>	<b>Duties</b>		
Legislative Analyst II / Management Assistant	Staffs the L.A. for Kids Steering Committee and RVNOCs.		
<b>Subtotals:</b>		\$ 37,939	\$ 37,939
<b>City Totals:</b>		\$ 561,953	\$ 561,953
<b>Grand Total:</b>		\$ 786,458	\$ 786,458

**PROPOSITION K: 2026-27 L.A. FOR KIDS PROGRAM  
CALIFORNIA ENVIRONMENTAL QUALITY ACT (CEQA)  
DOCUMENT LIST\***

**LIST 1: PROJECTS FOR WHICH A NOTICE OF EXEMPTION HAS BEEN PREPARED AND REQUIRES COUNCIL ACTION**

1.	None
----	------

**LIST 2: PROJECTS FOR WHICH COUNCIL ACTION IS NOT SUBJECT TO CEQA**

1.	None
----	------

**LIST 3: PROJECTS PREVIOUSLY EVALUATED AND PROCESSED IN ACCORDANCE WITH CEQA**

1.	None
----	------

**LIST 4: PROJECTS FOR WHICH A NEGATIVE DECLARATION OR MITIGATED NEGATIVE DECLARATION HAS BEEN PREPARED AND REQUIRE COUNCIL ACTION**

1.	None
----	------

**LIST 5: PROJECTS FOR WHICH AN ENVIRONMENTAL IMPACT REPORT, NEGATIVE DECLARATION, MITIGATED NEGATIVE DECLARATION OR NOTICE OF EXEMPTION WILL BE PREPARED PRIOR TO PROJECT INITIATION**

1.	Recreation and Parks (C272-11) – El Sereno Acquisition
2.	Drum Barracks (R9) - Parking Lot Acquisition
3.	Hansen Dam (R16) - RV Park Construction

**NON-CITY AGENCY PROJECTS TO BE FUNDED IN FY 2026-27**

Note: The non-City agencies who are implementing each of these projects are responsible for complying with the California Environmental Quality Act (CEQA). Each project will not proceed to implementation until the non-City agencies obtain all discretionary approvals that may be necessary from the City's Planning Department and the Department of Building and Safety and any other applicable governmental entities. There is no action at this time that would require City Council approval of any CEQA compliance document.

1.	Los Angeles Unified School District (C270-11) – Vista Hermosa Soccer Field Synthetic Turf Replacement
2.	Los Angeles Unified School District (C271-11) – Marshall High School New Synthetic Turf Field
3.	Los Angeles Unified School District (C273-11) – Eagle Rock High School New Synthetic Turf Field

\*Note: Project scopes listed herein are for active projects receiving funding in Fiscal Year 2026-27.

**L.A. FOR KIDS STEERING COMMITTEE MEETING, MARCH 26, 2026**

**AGENDA ITEM (2)  
RECOMMENDED PROPOSITION K 2025-26 MAINTENANCE FUNDING AWARDS  
BUREAU OF ENGINEERING**

**DATE:** March 26, 2026

**TO:** Proposition K – L.A. for Kids Steering Committee

**FROM:** Ohaji Abdallah RA, Proposition K Program Manager  
Architectural Division- Recreation and Cultural Facilities Program  
Bureau of Engineering

Ohaji Abdallah  
2026.03.19  
09:39:47-07'00'



**SUBJECT: RECOMMENDED PROPOSITION K 2025-26 MAINTENANCE FUNDING AWARDS**

**RECOMMENDATIONS**

The Bureau of Engineering (BOE) recommends that the L.A. for Kids Steering Committee (Steering Committee):

1. Approve the 2025-26 maintenance funding award recommendations, as set forth in this report, totaling approximately \$4,774,916, as reflected in Attachment No. 1.
2. Authorize staff to transmit the maintenance recommendations to City Council as part of the forthcoming 2025-26 Assessment Report.

**BACKGROUND**

The Proposition K: L.A. for Kids Program was established on November 5, 1996 by passage of a Ballot Measure approved by City voters. The measure authorized the City to collect up to \$25 million annually in local assessments on all properties within the City of Los Angeles over a 30-year period. Over the life of the program, 15 percent of program funds are restricted to fund maintenance costs for completed Proposition K projects. The award of these funds must occur through a competitive process that is administered by Program Staff on an annual basis.

At its meeting held on December 11, 2025, the Steering Committee authorized the release of the 2025-26 Proposition K Maintenance Funding Application for January 14, 2026, with a submission deadline on or before 3:00 PM on February 13, 2026. The adopted 2025-26 Proposition K Program budget included a total of \$4,774,916 in maintenance funds available for award for eligible project maintenance expenses incurred between July 1, 2025 and June 30, 2026.

BOE released the maintenance funding application on January 14, 2026. A total of 97 applications were received before the deadline of 3:00 PM on February 13, 2026.

These 97 applications amounted to an overall funding request of \$18,669,337.65. The Department of Recreation and Parks (RAP) submitted 97 applications and reported a total estimated maintenance cost of \$22,001,292.05 for Fiscal Year 2025-26. However, RAP only requested a total of \$15,427,594.96 in Proposition K funding because RAP prorated its maintenance request by the same percentage of Proposition K monies used to fund the original capital improvements development projects. During the review process errors were detected and the RAP request was increased to \$15,364,444.12.

The DCA only request a total of \$270,540 in Proposition K funding because DCA prorated its maintenance request by the same percentage of Proposition K monies used to fund the original capital improvements development projects. During the review process errors were detected and the RAP request was increased to 257,151.19.

After reviewing the 97 applications, only 97 were deemed eligible for the award of maintenance funds as the service period. BOE has determined that eligible maintenance expenses approximately totaled \$16,991,277.86, after deducting ineligible costs and adjusting the funding requests by the percentage of Proposition K monies used to fund the original capital improvements. Since the eligible maintenance expenses of \$16,991,277.86 exceeds the available 2025-26 maintenance funds by \$12,216,361.86, a proportionate reduction of approximately 71% was applied to all eligible applications. As a result, the total 2025-26 maintenance funding award recommendation amounts to \$4,774,916.

The 2025-26 maintenance funding award recommendations are summarized in the chart below and detailed in Attachment No. 1 to this report.

2025-26 Maintenance Funding Award Recommendations						
Applicants:	Non-Profit Agencies	LAUSD	Los Angeles Zoo	Department of Cultural Affairs	Department of Recreation and Parks	Grand Total
Applicant Request:	2,631,342.82	135,171.00	204,688.88	270,540.00	15,427,594.95	18,669,337.65
Eligible Expenses:	1,113,807.61	135,171.00	120,703.94	*257,151.19	*15,364,444.12	16,991,277.86
<b>Recommended Awards:</b>	<b>323,004.00</b>	<b>39,200.00</b>	<b>35,004.00</b>	<b>74,574.00</b>	<b>4,303,134.00</b>	<b>4,774,916.00</b>
No. of Eligible Applications Received:	15	1	1	4	76	97

\*Errors revealed in the RAP and DCA applications were corrected.

### **Award Adjustments**

Award adjustments typically include deduction of ineligible expenses, corrections to values and computational errors, and the percentage adjustment to prorate the maintenance awards by the same percentage of Proposition K monies used to fund the original capital improvements development project. Of these factors, the percentage adjustment typically accounts for the most significant variance between the requested and the eligible award level.

Adjustments for ineligible expenses typically include: 1) costs of operations; 2) maintenance costs for amenities unrelated to the original Proposition K project; and 3) expenses defined as ineligible in the 2025-26 Proposition K Maintenance Funding application memorandum.

Attachment:

Attachment No. 1 - Proposition K 2025-26 Maintenance Awards Recommendations

**PROPOSITION K: 2025-26 L.A. FOR KIDS PROGRAM**  
**2025-26 Maintenance Funding**  
**AWARD RECOMMENDATIONS**

No.	Maintenance Applicant	2025-26 Recommended Award
1	Avalon Carver Community Center	20,123.00
2	Barrio Action Youth and Family Center	14,570.00
3	California Hospital Medical Center - Hope and Venice Area Park	2,482.00
4	California Hospital Medical Center - Hope Street Margolis Family Center	12,728.00
5	Children's Institute	35,418.00
6	Discovery Science Center of Los Angeles	121,412.00
7	Environmental Charter School	22,289.00
8	Heart of Los Angeles (HOLA)	5,320.00
9	Little Tokyo Service Center	1,019.00
10	Los Angeles Boys and Girls Club	16,232.00
11	Los Angeles Neighborhood Land Trust - Avalon and Gage Park	9,251.00
12	Los Angeles Neighborhood Land Trust - Fox and Laurel Canyon Park	8,520.00
13	Onegeneration	40,250.00
14	TreePeople	5,389.00
15	Wilmington Boys and Girls Club	8,001.00
		<b>323,004.00</b>
16	LAUSD-Cleveland High School	39,200.00
		<b>39,200.00</b>
17	DCA - Canoga Park Youth Arts Center	19,704.00
18	DCA - Charles Mingus Youth Arts Center (Watts Junior Arts Center)	18,937.00
19	DCA - Lincoln Heights Jr. Arts Center	15,709.00
20	DCA - Sun Valley Junior Arts Center	20,224.00
		<b>74,574.00</b>
21	Los Angeles Zoo	35,004.00
		<b>35,004.00</b>
22	109th Street Recreation Center	33,872.00
23	Algin Sutton Pool Replacement	32,003.00
24	Algin Sutton Recreation Center	69,367.00
25	Ardmore Recreation Center	19,405.00
26	Baldwin Hills Recreation Center	83,310.00
27	Baldwin Hills Recreation Child Care Center	1,733.00
28	Banning Museum	56,901.00
29	Bellevue Recreation Center	82,559.00
30	Brand Park	92,969.00

**PROPOSITION K: 2025-26 L.A. FOR KIDS PROGRAM**  
**2025-26 Maintenance Funding**  
**AWARD RECOMMENDATIONS**

No.	Maintenance Applicant	2025-26 Recommended Award
31	Branford Recreation Center	67,047.00
32	Cesar Chavez RC (aka Sheldon Arleta)	8,860.00
33	Chesterfield Square Park	31,746.00
34	Denker Park	34,016.00
35	Eagle Rock Recreation Center	73,009.00
36	East Wilmington Recreation Center	17,844.00
37	Echo Park Area/Child Care Center	63,058.00
38	Encino Park	20,285.00
39	Ernest Debs Park	30,790.00
40	Exposition Recreation Center	36,713.00
41	Field of Dreams (San Pedro)	41,858.00
42	Fred Roberts Recreation Center	21,093.00
43	Glassell Recreation Center	48,137.00
44	Gonzalez/Pacoima Recreation Center	17,142.00
45	Granada Hills	84,395.00
46	Green Meadows Recreation Center	47,868.00
47	Griffith Observatory	34,402.00
48	Griffith Park Camp Cabin Improvements	105,444.00
49	Griffith Park Recreation Center	93,148.00
50	Hansen Dam Soccer Complex	25,125.00
51	Hazard Park	24,762.00
52	Hollenbeck Park	90,924.00
53	Hubert Humphrey Recreation Center	90,774.00
54	Ken Malloy Harbor Regional Park Synthetic field	51,410.00
55	Lanark Recreation Center (Baseball Field)	96,179.00
56	Lincoln Park Pool	2,096.00
57	Lincoln Park Recreation Center	207,376.00
58	Little Landers/Bolton Hall	660.00
59	Los Angeles Riverfront Park	12,033.00
60	MacArthur Park	75,235.00
61	Mar Vista Recreation Center	113,581.00
62	Martin Luther King Jr. Therapeutic Facility	35,900.00
63	Mason Park Child Care Center	60,936.00
64	Mid-Valley Multi-Purpose Center	13,152.00
65	Mount Carmel Recreation Center	179,375.00

**PROPOSITION K: 2025-26 L.A. FOR KIDS PROGRAM**  
**2025-26 Maintenance Funding**  
**AWARD RECOMMENDATIONS**

No.	Maintenance Applicant	2025-26 Recommended Award
66	North Hollywood Park	194,777.00
67	Oakwood Recreation Center	80,327.00
68	Oro Vista Park	5,032.00
69	Palms Recreation Child Care Center	32,484.00
70	Pan Pacific Park	93,153.00
71	Pecan Park	80,413.00
72	Pedlow Field Skateboard Park	24,929.00
73	Queen Anne Recreation Center	37,333.00
74	Rancho Cienega Sports Center	95,974.00
75	Reseda Recreation Center	52,025.00
76	Ross Snyder Recreation Center	139,860.00
77	Runyon Canyon Acquisition	31,170.00
78	San Pasqual Park	37,438.00
79	Sepulveda Garden Center	59,659.00
80	Sepulveda Park West (aka North Hills)	12,161.00
81	South Park	66,655.00
82	South Weddington Park	9,485.00
83	Stoner Recreation Center	48,196.00
84	Sunland Recreation Center	83,492.00
85	Sylmar Recreation Center	45,540.00
86	Tarzana Recreation Center	76,139.00
87	Temple-Beverly Park aka Lake Street Park	2,687.00
88	Van Ness Child Care Center	24,405.00
89	Van Ness Recreation Center	143,382.00
90	Van Nuys Sherman Oaks Park	130,991.00
91	Vermont & Gage Pocket Park	11,054.00
92	Victory Vineland Child Care Center	19,520.00
93	Wilmington Recreation Center	38,260.00
94	Winnetka Recreation Center	67,329.00
95	Yosemite Recreation Center	54,617.00
96	Yucca Park Soccer Field	5,315.00
97	Yucca Park Youth Center	70,840.00
		<b>4,303,134.00</b>
<b>GRAND TOTAL:</b>		<b>4,774,916.00</b>
<b>2025-26 Maintenance Funding Availability:</b>		<b>4,774,916.00</b>
<b>+/- (Funding Requests in Excess of Available Funding):</b>		<b>0.00</b>
<b>Recommended Funding Award:</b>		<b>4,774,916.00</b>

# **ENGINEER'S REPORT**

**FOR THE**

## **CITY OF LOS ANGELES**

**LANDSCAPING AND LIGHTING DISTRICT NO. 96-1**

(Voters Approved Proposition K: L.A. for Kids Program)

**FOR**

## **Fiscal Year 2026-27 Assessment**

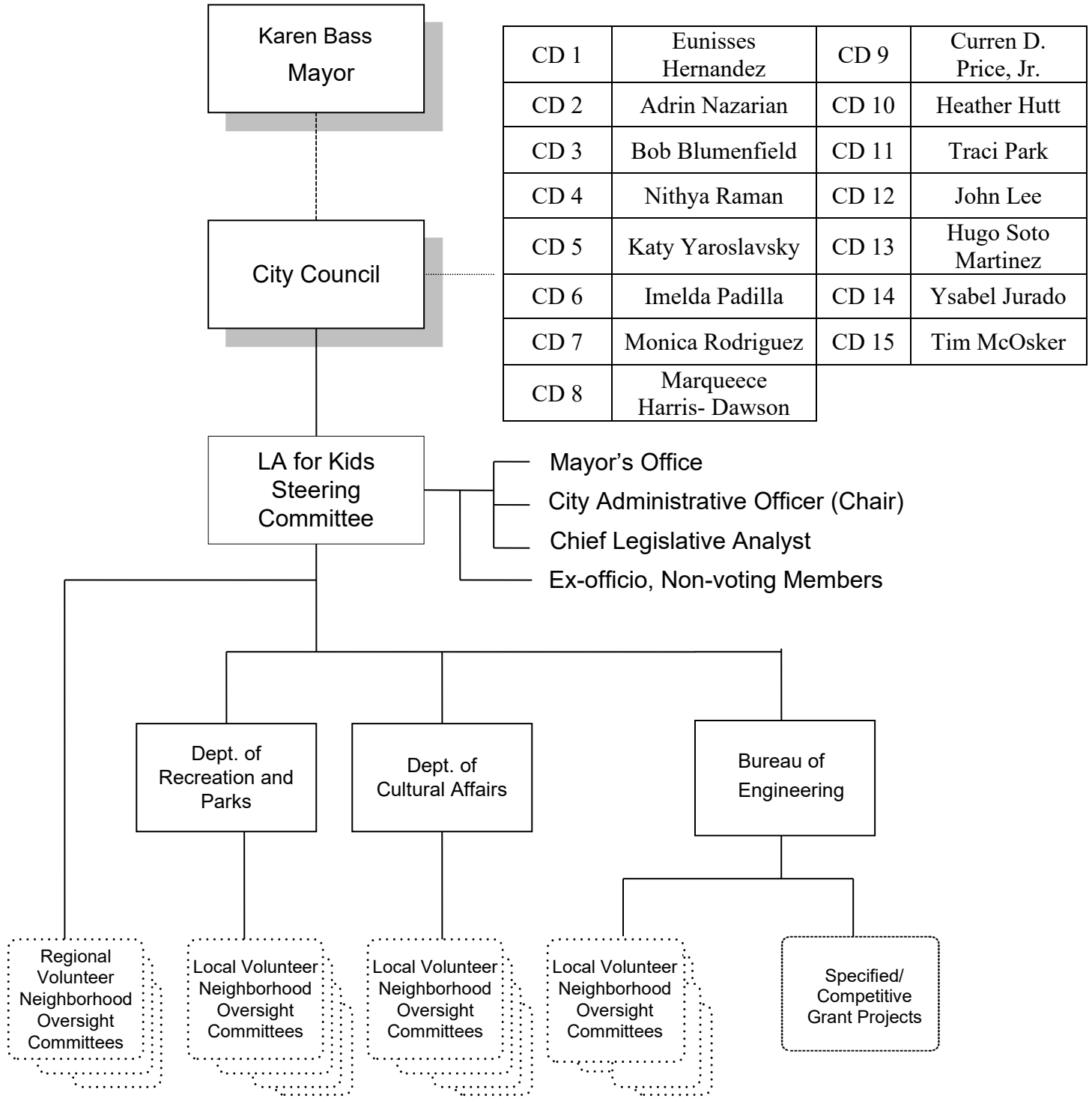
(Program/Funding Year No. 30)

Approved by the City Council on  
\_\_\_\_\_, 2026

Ordinance No. \_\_\_\_\_ Confirming the Assessment  
Approved by the City Council on  
June \_\_, 2026

**Council File Number: 25-1533**

## L.A. for Kids Program Organizational Chart



CD 1	Eunisses Hernandez	CD 9	Curren D. Price, Jr.
CD 2	Adrin Nazarian	CD 10	Heather Hutt
CD 3	Bob Blumenfield	CD 11	Traci Park
CD 4	Nithya Raman	CD 12	John Lee
CD 5	Katy Yaroslavsky	CD 13	Hugo Soto Martinez
CD 6	Imelda Padilla	CD 14	Ysabel Jurado
CD 7	Monica Rodriguez	CD 15	Tim McOsker
CD 8	Marqueece Harris-Dawson		

# Table of Contents

L.A. for Kids Program Organization Chart

<b>PART A INTRODUCTION AND DEFINITIONS.....</b>	<b>3</b>
<i>A.1 Five Parts of This Report .....</i>	<i>4</i>
<i>A.2 Definitions .....</i>	<i>4</i>
<i>A.3 Benefit Assessment and Collections .....</i>	<i>5</i>
<i>A.4 L.A. for Kids Program Organization.....</i>	<i>6</i>
<i>A.5 The Annual and One Year Process.....</i>	<i>10</i>
<i>A.6 Competitive Grant Process .....</i>	<i>11</i>
<i>A.7 Administration of Contracts with Competitive Grant Awardees .....</i>	<i>12</i>
<b>PART B PLANS AND SPECIFICATIONS FOR THE PROPOSED IMPROVEMENTS .....</b>	<b>13</b>
<i>B.1 One Year Plan.....</i>	<i>13</i>
<i>B.2 FY 2026-27 Improvement Project List Review Process .....</i>	<i>14</i>
<b>PART C ESTIMATE OF THE COSTS OF THE IMPROVEMENTS.....</b>	<b>15</b>
<i>C.1 Pre-Development Costs.....</i>	<i>15</i>
<i>C.2 Maintenance Costs.....</i>	<i>15</i>
<i>C.3 Bonding and Bonding Costs.....</i>	<i>16</i>
<i>C.4 Administration Costs.....</i>	<i>19</i>
<i>C.5 Administrative Costs for the District for FY 2026-27 .....</i>	<i>19</i>
<i>C.6 Allocation of Accumulated Interest Funds.....</i>	<i>20</i>
<i>C.7 Summary of Improvement Cost Estimate .....</i>	<i>22</i>
<b>PART D BOUNDARIES OF DISTRICT AND ASSESSMENT DIAGRAM.....</b>	<b>23</b>
<b>PART E BENEFIT ASSESSMENT FORMULA AND METHOD .....</b>	<b>25</b>
<i>E.1 General.....</i>	<i>25</i>
<i>E.2 Improvement Benefits.....</i>	<i>25</i>
<i>E.3 Benefit Points .....</i>	<i>28</i>
<i>E.4 Benefit Points for Different Types of Properties .....</i>	<i>29</i>
<i>E.5 Modifications.....</i>	<i>32</i>
<i>E.6 Individual Assessments.....</i>	<i>32</i>
<b>TABLE 1 .....</b>	<b>35</b>
<b>APPENDICES .....</b>	<b>36</b>
<i>A. Sample Benefit Point (BP) Calculations: .....</i>	<i>36</i>
<i>B. Sample Assessment Calculations: .....</i>	<i>38</i>

## TEXT OF PROPOSITION K BALLOT MEASURE

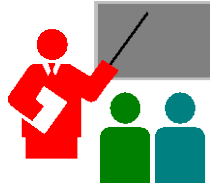
**ATTACHMENT 1: ONE YEAR PLAN FOR PROGRAM YEAR 30**

**ATTACHMENT 2: A LIST OF PROJECTS (PROGRAM YEAR 30)**

**ATTACHMENT 3: B LIST OF PROJECTS FOR PROGRAM YEAR 30**

**ATTACHMENT 4: C LIST: REMAINING UNFUNDED AND/OR UNDERFUNDED PROJECTS**

***ENGINEER'S REPORT***  
CITY OF LOS ANGELES  
LANDSCAPING AND LIGHTING DISTRICT NO. 96-1  
**(Voters Approved Proposition K: L.A. for Kids Program)**



## **PART A INTRODUCTION AND DEFINITIONS**

On May 14, 1996, the Los Angeles City Council (the “Council”) adopted an Ordinance of Intention, subject to voters’ approval, to order the formation of an assessment district, “City of Los Angeles Landscaping and Lighting District No. 96-1” in accordance with the provisions of the Landscaping and Lighting Act of 1972, Part 2 of Division 15 of the California Streets and Highways Code. The measure was placed on the November 5, 1996, ballot as Proposition K.

On November 5, 1996, voters in the City of Los Angeles (“City”) approved Proposition K, which authorizes the formation of the City of Los Angeles Landscaping and Lighting District No. 96-1 and approves the levy and collection of an annual assessment of \$25 million within the District for a period of thirty years.

The District has provided funding for the acquisition, development, improvements, restoration and maintenance of parks, open spaces, recreation and community facilities throughout the District. Over the 30-year funding period, a total of \$615 million is designated for capital projects in 1996 dollars. Of this amount, \$298.85 million is for projects that were specified in the ballot measure, and \$143.65 million is for competitive grants. The remaining balance of \$172.5 million is programmed for debt service on bonded projects and for award of inflation funds to eligible projects entering construction. Council must pass an ordinance by June 30th each year levying the assessment for the ensuing fiscal year. This Engineer’s Report (“Report”) is prepared in compliance with the requirements of Article 4 of Chapter 1 of the Landscaping and Lighting Act of 1972, Part 2 of Division 15 of the California Streets and Highways Code.

## A.1 Five Parts of This Report:

**PART A. INTRODUCTION AND DEFINITIONS**

**PART B. PLANS AND SPECIFICATIONS FOR THE PROPOSED IMPROVEMENTS**

A general description of the proposed Improvements for the 2021-22 Fiscal Year including the general nature, location, and extent of the Improvements.

**PART C. ESTIMATE OF THE COSTS OF THE IMPROVEMENTS**

An estimate of the cost of the proposed Improvements and of any proposed incidental expenses to be incurred in connection with the Improvements.

**PART D. BOUNDARIES OF DISTRICT AND ASSESSMENT DIAGRAM**

A reduced scale copy of the assessment diagram is included.

**PART E. BENEFIT ASSESSMENT FORMULA AND METHOD**

A statement of the method by which the benefit to each property is determined and explained.

## A.2 Definitions

As used in this Report, the following terms have the indicated meanings:

“**Assessment**” means the levy to be collected within the City upon real property on the basis of special benefits received rather than by ad valorem tax.

“**Assessment District**” or “**District**” means City of Los Angeles Landscaping and Lighting District 96-1, the boundaries of which are coterminous with the boundaries of the City and which was adopted by Referendum Ordinance K that was approved by the voters on November 5, 1996.

“**Ballot Measure**” means the Referendum Ordinance K that was approved by the City voters on November 5, 1996.

“**Benefit Point**” or “**BP**” means a unit used in calculating the proportion of the special benefit received by the land and the improvements on the land.

“**CCYF**” or “**Commission**” means the Commission for Children, Youth and Their Families, unless otherwise noted.

“**City Engineer**” means the Los Angeles City Engineer.

“**Code**” means the Streets and Highways Code of California.

“**Land Use Code**” means the Code that the Los Angeles County Assessor assigns to each parcel based on the zoning and the use or improvement on the parcel.

“**LVNOCs**” means the Local Volunteer Neighborhood Oversight Committees.

“**Proposition K: L.A. for Kids Program**” or “**L.A. for Kids Program**” or “**Proposition K**” or “**Proposition K Program**” means the LA. for Kids program which was established by the Ballot Measure.

“**RVNOCs**” means the Valley, Central, and Southern Regional Volunteer Neighborhood Oversight Committees.

“**Steering Committee**” means the Proposition K: L.A. for Kids Program Steering Committee.

## **A.3 Benefit Assessment and Collections**

### ***A.3.1 Benefit Assessment Governing Laws***

Because the assessments proposed received approval of a majority of the voters prior to the passage of Proposition 218, they are exempt from the procedures and approval process set forth in Section 4 of Proposition 218, but the assessment proceedings are required to follow the provisions of the Landscaping and Lighting Act of 1972.

The Landscaping and Lighting Act of 1972 (“Act”) provides for assessments for park acquisition, development, improvement, restoration, and maintenance costs against the benefited properties within the assessment district. The Act states that:

*"The net amount to be assessed upon lands within an assessment district may be apportioned by any formula or method which fairly distributes the net amount among all assessable lots or parcels in proportion to the estimated benefits to be received by each such lot or parcel from the improvements.*

*The determination of whether or not a lot or parcel will benefit from the improvements shall be made pursuant to the Improvement Act of 1911 (Division 7 commencing with Section 5000 of the Streets and Highway Code)."*

The application of this method in the assessment of the various lots or parcels is shown in detail in Part E - Benefit Assessment Formula and Method.

### ***A.3.2 Assessment Collections***

The amounts to be assessed for the expense of such acquisition, development, improvements, restoration and maintenance of parks, open spaces, recreation and community facilities will be levied and collected at the same time and in the same manner and by the same officers as Los Angeles County (“County”) property taxes are levied and collected.

All laws providing for the collection and enforcement of County taxes will be applied to the collection and enforcement of the assessments. All assessments collected will be disbursed and expended for land acquisition, capital improvements, maintenance, and servicing of the improvements in the district.

### ***A.3.3 Public Properties***

Properties owned by public agencies such as the City, the County, the State or the federal government will not be assessed, except when such property is not devoted to a public use. Rights-of-way owned by utilities and railroad operating rights-of-way are also exempt from assessment.

## **A.4 L.A. for Kids Program Organization**

### ***A.4.1 L.A. for Kids Steering Committee***

SECTION 9 of the Ballot Measure states that:

*The expenditure of assessment funds and the overall management of the program projects, which together shall be known as the L.A. FOR KIDS Program, shall be administered by the City Council or by a City entity designated by the City Council by ordinance, which shall report to the City Council annually on the status of the L.A. FOR KIDS Program and shall provide for public distribution of the annual report.*

Based on this Section, the Council adopted an Ordinance on April 4, 1997, designating an entity to administer the expenditure of assessment funds and provide overall management of the L.A. for Kids Program. This entity, named the “L.A. for Kids Steering Committee”, is comprised of the Mayor, the City Administrative Officer, and the Chief Legislative Analyst. The Steering Committee is chaired by the City Administrative Officer. Also designated as ex-officio, non-voting members of the Steering Committee are: the General Manager of the Department of Recreation and Parks; the General Manager of the Department of Cultural Affairs; the General Manager of the Library Department; a City Council staff person appointed by the President of the City Council; and the City Engineer. The April 4, 1997 Ordinance was subsequently amended to designate the Steering Committee as the entity to oversee all matters relative to the State Proposition 12 and Proposition 40, and County Proposition A and Measure A measures, which were previously approved by the electorate. Each of the Steering Committee members and the ex-officio members may designate someone to act on that member’s behalf.

The Steering Committee shall have the following duties and responsibilities and such others as the City Council may add:

- (a) Administer the expenditure of assessment funds and be responsible for the overall management of the L.A. for
- (b) Kids Program;
- (b) Submit an annual plan of projects to Council for approval, which will include, but not be limited to, identification of the general nature, location, and extent of acquisition and improvements for all projects to be funded in the year and priorities for the long-term;
- (c) Submit recommendations on the composition of Volunteer Neighborhood Oversight Committees for projects in Regional Parks;

- (d) Develop financing alternatives;
- (e) Submit an annual report to the Council on the status of the L.A. for Kids Program and provide for public distribution of the annual report; and
- (f) Oversee the following activities:
  - (1) Monitoring of the status of projects, costs and schedules of Proposition K funded projects in the participating City departments and commissions;
  - (2) Preparation of the annual City Engineer assessment report by the Bureau of Engineering (“BOE”); and
  - (3) Development of computer tapes to be sent to the County Assessor each year by the Information Technology Agency.

The Steering Committee will administer all trust or special funds in which Proposition K assessment funds are deposited. Staffing for the work of the Steering Committee will be provided by the City Administrative Officer (“CAO”).

#### ***A.4.2 Volunteer Neighborhood Oversight Committees***

The Ballot Measure envisioned that community participation and oversight would be vital to the success of the L.A. for Kids Program. Section 10 of the Measure states,

*“The City Council shall establish Volunteer Neighborhood Oversight Committees in various areas of the City to advise the City on setting priorities for when projects will be done, advise on the design of projects and prepare annual reports to the City Council on the status of projects.”*

Two tiers of Volunteer Neighborhood Oversight Committees have been approved:

1. Regional committees to advise the Steering Committee on when projects will be done.
2. Local committees to advise on the design of projects and to prepare annual reports to Council on the status of the projects.

#### ***A.4.3 Regional Volunteer Neighborhood Oversight Committees (RVNOCs)***

The Council established three regional committees: Valley, Central, and Southern regions. It is important that community members on the regional committees, also known as Regional Volunteer Neighborhood Oversight Committees (“RVNOCs”) have a regional perspective when advising on priorities. The RVNOCs have the following key elements:

- ◆ There are 3 RVNOCs with approximately 10 members each;
- ◆ The RVNOC members are appointees of Council offices. Each Council Office has 2 appointees who live, operate a business, or own property within their Council District;
- ◆ The CAO is responsible for coordinating and convening the RVNOCs.
- ◆ Boundaries of the three regions closely follow Council District boundaries and the numbers of

RVNOC committee members in each region are composed as follows:

**Composition of Regional Volunteer Neighborhood Oversight Committees**

<b>Valley Regional Volunteer Neighborhood Oversight Committee</b>	<b>Central Regional Volunteer Neighborhood Oversight Committee</b>	<b>Southern Regional Volunteer Neighborhood Oversight Committee</b>
CD 2 = 2 members	CD 1 = 2 members	CD 8 = 2 members
CD 3 = 2 members	CD 4 = 1 member	CD 9 = 2 members
CD 4 = 1 member	CD 5 = 2 members	CD 10 = 2 members
CD 6 = 2 members	CD 11 = 1 member	CD 11 = 1 member
CD 7 = 2 members	CD 13 = 2 members	CD 15 = 2 members
CD 12 = 2 members	CD 14 = 2 members	
<b>TOTAL = 11 members</b>	<b>TOTAL = 10 members</b>	<b>TOTAL = 9 members</b>

#### ***A.4.4 Local Volunteer Neighborhood Oversight Committees (LVNOCs)***

##### **A.4.4.1 LVNOCs for Specified Projects**

The City Council took action on April 4, 1997, to create Local Volunteer Neighborhood Oversight Committees (“LVNOCs”) at each park and Junior Arts Center upon Council approval of each project as part of the annual expenditure plan. The Department of Recreation and Parks (“RAP”) and the Department of Cultural Affairs (“Cultural Affairs”) are instructed to coordinate and to convene the LVNOCs for the projects within their respective areas of responsibilities. These Departments appoint members to the LVNOCs.

Before selecting the membership to serve on the LVNOCs, the Departments are instructed to confer with the relevant Council Offices for recommendation of potential appointees from key stakeholder groups to ensure that, to the extent feasible, the entire community is represented in the process.

##### **A.4.4.2 LVNOCs for Competitive Grant Projects**

The Council approved the formation of one LVNOC in each Council District for those projects awarded funds through the competitive grant process, upon Council approval of each project as part of the annual expenditure plan. As noted in the chart below, these LVNOCs are comprised of seven voting members and three ex officio members. Five of the seven voting members are appointed by each Council Office (four neighborhood representatives and one youth representative). The five Council Office appointees have to live, operate a business, or own property within the Council District.

These LVNOCs are responsible for monitoring the progress of funded projects and for preparation of annual status reports to Council.

**Composition of Local Volunteer Neighborhood Oversight Committees**

<b>Type of Members</b>	<b>Type of Representative</b>	<b>Appointed By</b>	<b>Number of Members</b>
<b>Voting Members</b>	Neighborhood Representatives	Council Member	4
	Youth Representative*	Council Member	1
	Neighborhood Representatives	RAP, Cultural Affairs, or BOE for Competitive Projects under BOE purview	2
	<b>TOTAL</b>		<b>7</b>
<b>Ex officio Members</b>	Council Staff Representative	Council Member	1
	Mayor’s Representative	Mayor	1
	BOE	BOE	1

\*When possible and feasible

**A.5 The Annual and One Year Plan Process**

**1. Departmental Annual and One Year Plan**

Each year, the City Engineer submits a list of projects for the annual expenditure plan to the Steering Committee. From the inception of the Proposition K Program, a Five Year Plan has been prepared annually in order to project futures year expenditures. In FY 2020-21, a Seven Year Plan was prepared in order to adequately plan for the final remaining years of the Proposition K Program. In FY 2021-2022, a Six Year Plan was prepared. Being that the Proposition K program ends at the end of FY2026/27 (Year 30), for FY 2025-26, a Two Year Plan was prepared and for FY 2026-27, a one year plan has been prepared, being that it is the last year of Proposition K funding. Based on input from RAP, Cultural Affairs and Council Offices, the Steering Committee submits a draft of the expenditure plan to the RVNOCs at the beginning of the budget process each year for consideration. The annual expenditure plan in this Report is the A LIST (Attachment 2).

**2. The Regional Volunteer Neighborhood Oversight Committees Review**

The RVNOCs will each review the plan and submit their recommendations to the Steering Committee.

**3. The L.A. for Kids Steering Committee Review**

The Steering Committee then reviews the RVNOCs recommendations and submits the

Steering Committee's recommendations to Council.

**4. City Council Review and Approval**

Council reviews and adopts the annual expenditure plan and the Plan for the remaining program years. In the case of competitive grants, no contract can be awarded until final Council approval of the project as part of an annual expenditure plan and funds are available.

**A.6 Competitive Grant Process**

The Commission for Children, Youth and Their Families (CCYF) was designated by ordinance to administer the competitive grant process. The City Council retains the right to amend this ordinance and designate a different agency to administer that process. At its meeting of May 15, 2003, the L.A. for Kids Steering Committee recommended that responsibility for the competitive grant process be transferred from CCYF to the City Engineer. The recommendation was approved by Council (Council File 03-0515-S2), and a new ordinance was adopted. Thereafter, CCYF was no longer directly involved in the administration of the Proposition K: L.A. for Kids Program.

The Ballot Measure established eight categories of competitive projects and limited the amount of funds that can be expended in these categories. Grants are available in the following eight categories, subject to availability of funding in each category:

1. Regional Recreation/Educational Facilities
2. Neighborhood At-Risk Youth Recreation Facilities
3. Youth Schools/Recreation Projects
4. Aquatic Upgrades
5. Athletic Fields
6. Lighting at Athletic Fields
7. Urban Greening
8. Acquisition of Parks and Natural Lands

***A.6.1 COMPETITIVE GRANT PROCESS***

On September 16, 2025, the Los Angeles City Council approved (C.F. 25-1018) the issuance of the 2025 VERMONT/WESTERN STATION NEIGHBORHOOD AREA PLAN (SNAP) PARKS FIRST TRUST FUND (PARKS FIRST, ALSO KNOWN AS SNAP) AND HEALTH

## ALTERNATIVES TO TOBACCO SMOKING (HATS) TRUST FUND REQUEST FOR PROPOSALS (RFP).

The RFP was opened due to the availability of additional remaining funds, which were only available from the **Parks First Trust Fund and HATS** funding sources. NO other related funding categories, such as Proposition K, have remaining funds available at this time. The proposals were due on November 18, 2025, by 3 pm.

**Part One – Parks First Trust Fund:** approximately \$1.4M is available

**Part Two -Health Alternatives to Smoking (HATS) Trust Fund:** approximately \$635,437 is available.

On January 22, 2026, The RVNOC were presented with recommendations for funding for two (2) projects, one for PARKS FIRST TRUST FUNDS (Barnsdall Park) and a second for HATS (Anderson Senior Center). On Thursday, February 26, 2026, those recommendations were presented to the LAFKSC for consideration. The final consideration of the recommendations will be presented to the City Council concurrent with this City Engineer’s Report.

### **A.7 Administration of Contracts with Competitive Grant Awardees**

There are several components to the contracts with competitive grant awardees: design, construction, and services/maintenance. With the transfer of the CCYF competitive grant process to the City Engineer, BOE now administers all components of the contracts. Grants awarded to RAP, or any other City agency, are not part of this contracting process. Instead, City departments are responsible for conducting their own project design, construction, and maintenance as required. Nonetheless, in March 2002, the Council designated the City Engineer to be the Program Manager to oversee project and construction management for all RAP Proposition K projects.



# **PART B PLANS AND SPECIFICATIONS FOR THE PROPOSED IMPROVEMENTS**

## **B.1 One Year Plan**

While an annual plan is not a requirement of Proposition K, it is an important planning tool to help City departments know when to begin the project development process. The Annual Plan also helps to ensure that funds are distributed equitably citywide over the life of the L.A. for Kids Program. The One Year Plan also helps to ensure that projects comply with the California Environmental Quality Act (“CEQA”) prior to being approved for funding in a particular fiscal year, or as otherwise required by law. The Plan includes projects that were specified in the Ballot Measure and projects that were awarded funding in prior competitive grant cycles. The Steering Committee will submit a plan to Council each year to reflect any changes in project schedules or community needs.

The annual assessment report that is transmitted to Council for approval includes the annual expenditure plan (contained in the A LIST) (Attachment 2), the One Year Plan (Attachment 1), the B LIST (Attachment 3), and C LIST (Attachment 4) of projects recommended for funding, all of which collectively specify in detail those acquisitions and improvements that are to be funded by the Proposition K Program. The One Year Plan for Program Year 30 is included in this Report as Attachment 1. The A LIST (Attachment 2, also referred to as the annual expenditure plan) represents the projects and program expenditures recommended for funding in Fiscal Year 2026-2027. The A LIST includes projects that require environmental analysis under the California Environmental Quality Act (CEQA) and for which the environmental process will be completed prior to adoption of the Ordinance Ordering Confirmation, Levy and Collection of Annual Assessment or as otherwise required by law. A Categorical Exemption, Environmental Impact Report, or Negative Declaration has been or is being prepared and a Notice of Determination has been or will be filed when applicable .

The B LIST (Attachment 3) includes funding for the remainder of the Proposition K program, specified and competitive projects in program year 30 (i.e. Fiscal Year 2026-27), that may be substituted for projects in the A LIST during Fiscal Year 2026-27 in the event it is determined by the Council that any project on the A LIST will not be implemented in the 2026-27 Fiscal Year. The C LIST (Attachment 4) contains the competitive grant projects on the alternate list recommended by the RVNOCs and approved by the Council. Similar to the B LIST, projects on the C LIST are eligible to receive funding

reprogrammed from 11th Cycle competitive projects that are withdrawn, rescinded, or determined to be infeasible. The substituting of the projects on the A LIST with projects on the B LIST or the C LIST will not change the benefit analysis of the special benefit received by the assessed parcels in the City. Compliance with CEQA must be completed for projects on the B LIST and the C LIST prior to City Council approving the substitution of any of these projects for projects on the A LIST during Fiscal Year 2026-27.

## **B.2 FY 2026-27 Improvement Project List Review Process**

### ***B.2.1 The Regional Volunteer Neighborhood Oversight Committees Meetings***

The Regional Volunteer Neighborhood Oversight Committees' meetings are publicly noticed and are staffed by City departments. For the Assessment for Fiscal Year 2026-27, the RVNOCs reviewed the projects specified in the Ballot Measure. The RVNOCs also assigned priority levels to each project based on information provided on the specified projects and the RVNOC members' knowledge of community needs to help the Steering Committee determine when the recommended projects should be implemented within the next fiscal year (FY2026-2027).

### ***B.2.2 The L.A. for Kids Steering Committee Review Process***

After receiving the recommendations from the RVNOCs, the Steering Committee conducted public hearings on the specified projects to be included in the One Year Plan. The final One Year Plan recommended by the Steering Committee was based on the recommendations from the RVNOCs. In accordance with Code Sections 22567 and 22568, the description of the general nature, location and extent of the items to be acquired and/or constructed is as shown in ATTACHMENTS 1, 2, 3, and 4, titled as follows:

**ATTACHMENT 1: ONE YEAR PLAN FOR PROGRAM YEAR 30**

**ATTACHMENT 2: A LIST OF PROJECTS (PROGRAM YEAR 30)**

**ATTACHMENT 3: B LIST OF PROJECTS FOR PROGRAM YEAR 30**

**ATTACHMENT 4: C LIST: REMAINING UNFUNDED AND/OR UNDERFUNDED PROJECTS**



## **PART C ESTIMATE OF THE COSTS OF THE IMPROVEMENTS**

### **C.1 Pre-development Costs**

The Department of Recreation and Parks is responsible for conducting the environmental review required for all of their own specified projects in the One Year Plan prior to confirmation of the Assessment for FY 2026-27, or as otherwise required by law, and may also receive assistance from the City Engineer. The City Engineer will also assist Cultural Affairs and other departments in preparation of their environmental documentation. For the competitive grants, proposers were required to submit a completed environmental review, or if they need a Negative Declaration or Environmental Impact Report, they could apply for environmental funds.

The FY 2026-27 expenditure plan provides specific predevelopment cost allocations for specified projects. Pre-development costs may include but not be limited to costs associated with initial site investigation for hazardous materials, lead paint studies, asbestos and other studies required by California Environmental Quality Act (CEQA), and appraisals for acquisition projects.

### **C.2 Maintenance Costs**

Proposition K requires that funding of the capital projects authorized by the Ballot Measure be contingent upon a showing that the entity administering the project has the financial ability to provide the programming and staff for which the facilities are intended to be used. Although the Ballot Measure provides funding for the maintenance of facilities that will be constructed or improved with assessment funds, there are limited funds available for maintenance, and the remainder will have to be funded by the grantees, the General Fund, or other funding sources.

Proposition K requires that a minimum of 15% of the total funds over the life of the assessment be used for maintenance of completed projects. Maintenance funding is available for completed Proposition K projects that were specified in the Ballot Measure as well as projects that were awarded competitive grants.

Maintenance funds for FY 2025-26 will be allocated as recommended by the Steering Committee and approved by Council prior to June 30, 2026.

### C.3 Bonding and Bonding Costs

The Ballot Measure allowed bonds to be issued for construction and acquisition costs of any of the projects contemplated in the Proposition K Program. The advantages of bonding were:

1. More projects could be undertaken in the early years of the Proposition K Program;
2. Large projects could be funded without taking up a large portion of the Assessment in a given year; and
3. Land could be acquired during years that it was relatively low in price.

In October 1999, Council adopted procedures for issuing bonds under the Proposition K Program through adoption of City Ordinance No. 172856 (C.F.97-0031-S12). Subsequently, a total of three Proposition K bond series were issued in FYs 1999-00, 2000-01 and 2001-02 for cumulative funding of \$44.29 million. Of this amount, \$43.23 million was used to fund a total of 16 Proposition K projects, with the remaining balance of bond monies used to fund the cost of issuance and related expenses. In total, the 16 original Proposition K bond projects received overall funding of \$177 million that includes funding from the following sources:

<b>Proposition K Bond Projects – Summary of Funding Sources (Attachment 4)</b>					
<b>Prop K Bond Funds</b>	<b>Prop K Assessment Funds *</b>	<b>Prop K Match Deposit</b>	<b>Other Matching Funds</b>	<b>Other Funding Sources</b>	<b>Est. Total Project Costs</b>
\$51,113,357	\$4,778,964	\$4,281,749	\$2,798,167	\$79,188,555	\$142,160,792
* This balance reflects the appropriation level. The actual expenditure totals \$4,586,447.					

In Fiscal Year 2011-12, a Prop K financial review identified \$7.93M as available for programming. This funding was comprised of \$1.83M in unspent bond funds, and \$6.13 in bond interest earnings. These bond funds were made available under the Bond Ordinance to previously non-bonded Proposition K projects. At its meeting held on February 29, 2012, the L.A. for Kids Steering Committee approved the following three priorities for use of these funds, that were subsequently approved by Council in April 2012 (C.F. 12-0479): 1) Complete minor improvements remaining under the bond program (\$639,396); 2) Commit \$5 million on phase two of the Children’s

Museum/Environmental Awareness Center (CMLA/EAC) project; and, 3) Reserve \$2.3 million to address funding shortfalls on eligible Proposition K projects. In addition, in FY 2012-13, City Council added the Sheldon Arleta project to the bond program. (C.F. 12-0479-S1)

**C.3.1 LIST OF PROJECTS AND COSTS APPROVED FOR BONDING**

<b>Project (Prop K Project ID)</b>	<b>CD</b>	<b>Proposition K Funding Limit</b>	<b>Proposition K Bond Allocation*</b>
<b>1. SHORT-TERM PROPOSITION K BONDS ISSUED IN 1999-00 (2000 BOND SERIES)</b>			
Rec & Parks: Point Fermin Park (R24)	Regional	\$2,000,000	\$1,258,505
Rec & Parks: Lincoln Park Lake (S8)	1	600,000	532,896
Rec & Parks: Shadow Ranch (S25)	12	1,500,000	1,332,548
Rec & Parks: Lemon Grove (S124)	13	1,000,000	441,030
Rec & Parks: Hazard Park (S131 & S132)	14	<u>850,000</u>	<u>754,864</u>
<b>Subtotal</b>		<b>\$5,950,000</b>	<b>\$4,319,843</b>
<b>2. LONG-TERM PROPOSITION K BONDS ISSUED IN 1999-00 (2000 BOND SERIES)</b>			
Rec & Parks: South L. A Sports Activity Center (R34)	Regional	2,192,036	2,192,036
Victory Vineland Childcare (C5-1)	2	2,100,000	1,687,987
Rancho Cienega Childcare (C24-1)	10	2,246,013	1,687,987
<b>Project (Prop K Project ID)</b>	<b>CD</b>	<b>Proposition K Funding Limit</b>	<b>Proposition K Bond Allocation*</b>
Santa Monica Mountains Mandeville Canyon (C26-1)	11	\$3,000,000	\$2,441,410
LAUSD: Washington Irving Middle School (C34-1)	13	<u>1,374,700</u>	<u>1,104,988</u>
<b>Subtotal</b>		<b>\$10,912,749</b>	<b>\$9,114,408</b>
<b>3. LONG-TERM PROPOSITION K BONDS ISSUED IN 2000-01 (2001 BOND SERIES)</b>			
Cabrillo Aquarium (R6)	Regional	\$4,089,013	\$4,089,013
Zoo – Children’s Discovery Center (R36)	Regional	11,000,000	4,094,143
Children’s Museum (C41-1)	Regional	9,567,800	1,129,044
El Centro Del Pueblo (C33-1)	13	943,240	763,637
<b>Subtotal</b>		<b>\$25,600,053</b>	<b>\$10,075,837</b>
<b>4. LONG-TERM PROPOSITION K BONDS ISSUED IN 2001-02 (2002 BOND SERIES)</b>			
Children’s Museum (C41-1)	Regional	(as stated above)	\$6,876,383

(Griffith) Observatory (R22)	Regional	\$6,114,685	6,114,685
Zoo – Children’s Discovery Center (R36)	Regional	(as stated above)	4,131,544
Green Meadows (S81)	8	<u>3,000,000</u>	<u>2,472,506</u>
<b>Subtotal</b>		<b>\$9,114,685</b>	<b>\$19,595,118</b>
<b>Total – Original Bond Projects</b>		<b>\$51,577,487</b>	<b>\$43,105,206</b>
<b>5. PROJECTS ADDED TO BOND FUNDING PROGRAM IN FY 2011-12 (C.F. 12-0479), FY 2012-13 (C.F. 12-0479-S1), FY 2013-14 (C.F. 12-0479-S3)</b>			
Elysian Park (R11)	Regional	\$6,439,605	\$300,000
Griffith Park (R13)	Regional	6,383,981	200,000
Hansen Dam (R16)	Regional	12,436,535	247,883
L.A. Riverfront Park (R18)	Regional	11,640,287	481,156
Rec & Parks: Cypress Park Community Center (C191-7)	1	500,000	480,000
Rec & Parks: Lincoln Pool (C164-6)	1	500,000	210,490
Rec & Parks: Laurelgrove Park (C192-7)	2	350,000	350,000
Rec & Parks: De Garmo Park (C197-7)	2	600,000	500,000
<b>Project (Prop K Project ID)</b>	<b>CD</b>	<b>Proposition K Funding Limit</b>	<b>Proposition K Bond Allocation*</b>
Rec & Parks: Strathern Park Baseball Fields (C243-8)	2	400,000	400,000
Rec & Parks: Sheldon Arleta (C125-4)	6	803,878	1,196,122
Rec & Parks: Strathern Wetlands Park (C244-8)	6	728,539	728,539
Andreas Pico Adobe (S55)	7	1,058,813	680,000
Sepulveda Rec. Center (S51)	7	817,939	817,939
Rec & Parks: Harvard Rec. Center (C173-6)	8	712,000	487,000
Rec & Parks: M.L.K. Therapeutic Center Soccer Field (C199-7)	8	476,022	856,022
Rec & Parks: Slauson Recreation Center Lighting (C245-5)	9	73,000	73,000
<b>Subtotal</b>		<b>\$43,920,599</b>	<b>\$8,008,151</b>

<b>Grand Total – All Projects</b>	<b>\$95,498,086</b>	<b>\$51,113,357</b>
<p><i>* Original bond allocations have been reduced to actual expenditures levels for completed bond projects listed in Sections 1 through 4 of the chart above, with excess funds reprogrammed to projects listed in Section 5, as approved by Council in April 2012 and the public hearing held on May 1, 2012 (C.F.12-0479).</i></p>		

On June 23, 2015, Council approved the early defeasance of the three Proposition K bond series issued in 2000, 2001, and 2002 (C.F. 14-1194-S1). These funds from the City were transferred to the Trustee and Escrow Bank on June 26, 2015. Bond Counsel has deemed these bonds legally defeased. Bond funds previously authorized will be utilized to complete projects that received those funds.

**C.4 Administration Costs**

For FY 2026-27, program administration costs are funded in the amount of \$786,458. This amount will fund the collection fee paid to the County Assessor and partially reimburse certain City Departments, and the General Fund for those activities supporting the Proposition K: L.A. for Kids Program. Additional one-time funds for 2025-26 are available from prior year funds available for programming due to a reconciliation of the administration account. The Steering Committee and City Council have approved the use of these funds to provide additional administrative support for program close-out activities with additional funds being made available to the Department of Public Works - Office of Accounting, Chief Legislative Analyst, and City Administrative Officer, as well as the continued payment for a 120-day contract in the Department of Public Works – Office of Accounting if approved by the Office of the Mayor. (C.F. 12-1670-S8). Historically, Departments have performed various tasks that are described in Section C.5.

**C.5 Administrative Costs for the District for FY 2026-2027**

***County Assessor / Auditor-Controller*** **\$224,505**

- assess and collect Proposition K funds on behalf of the City  
 (County charges \$0.25 per parcel x 781,213 parcels + fees)

***Reimbursable Costs in Support of Assessment District***

**Dept. of Public Works - Office of Accounting** **\$165,623**

- process payments for competitive and specified projects under the direction of the City Engineer

**Dept. of Public Works - Bureau of Engineering** **\$214,290**

- perform general program management responsibilities

- attend and support Steering Committee
- attend and support Regional/Local Volunteer Neighborhood Oversight Committees
  - prepare Engineer’s Report and Assessment diagrams
  - provide Assessment support (response to Assessment complaints and appeals)
  - prepare, negotiate, administer and monitor competitive grant agreements and maintenance funding agreements
- monitor and assist with competitive grant project construction and management
- monitor grantee compliance with services and maintenance requirements of competitive grant agreements

**Chief Legislative Analyst** **\$37,939**

- participate and staff the Steering Committee, staff RVNOCs

**City Administrative Officer** **\$144,101**

- chair and staff the L.A. for Kids Steering Committee, staff RVNOCs, administer Proposition K funds

**City Attorney** **- 0 -**

- review legal documents and advise on legal matters

**Information Technology Agency** **- 0 -**

- place yearly Assessment on tax roll, programming activities

***Unreimbursed Costs in Support of Assessment District***

**City Clerk** **- 0 -**

- publish notices, schedule hearings, file construction contracts and grant agreements

**Cultural Affairs Department** **- 0 -**

- oversee projects in the L.A. for Kids Program, convene LVNOCs

**Department of Recreation and Parks** **- 0 -**

- provide construction management, provide information for the project management team, staff LVNOCs for RAP projects

***TOTAL*** ***\$786,458***

**C.6 Allocation of Accumulated Interest and Inflation Funds**

Revenues for the Proposition K Program consist of the annual Assessment plus penalties and interest. The primary use of this interest is to make up shortfalls, due to taxpayer delinquencies, in the \$25 million assessed each year for program costs. A portion of the program costs is an “inflation pool” to provide for increased costs to the capital projects as a result of inflation over the 30-year life of the Proposition K Program. The assumed inflation factor has been consistently identified as three percent (3%) per year beginning from Year 2 of the program, with funding awards made on a current-year basis. The FY 2025-26 expenditure plan anticipated \$ 0 in inflation

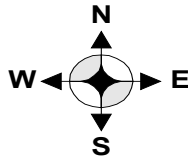
funds that would be awarded to projects prior to June 30, 2026, to fill funding shortfalls for specified projects. The FY 2026-27 budget sets aside \$0 in inflation funds to be awarded to specified projects with shortfalls by June 30, 2027.

Excess interest can be applied to provide funding for projects with increased costs above the three percent (3%) inflationary factor, but within some other objective inflation index, such as the Producer Price Index. Excess interest funds are distributed on a priority basis to: (1) non-bonded specified projects that have a need and have not yet received the full three percent inflation allocation of inflation pool funds, (2) non-bonded specified projects that have a need and have received the three percent allocation but may receive additional inflation funds based on an objective index, and (3) bond funded projects for the time prior to their receipt of debt service (inflation) funds.

Proposition K Program interest is awarded to projects on a current-year basis, using the above criteria. For FY 2025-26 no program interest funds were awarded to projects due to the availability of sufficient program inflation funds to offset funding gaps for projects entering construction prior to the close of FY 2025-26. Any program interest funds remaining after any potential cash adjustments required for the current year, will be retained to offset potential shortfalls in future collections that may occur as a result of the current economic downturn. This will ensure the City has access to the maximum annual funding level of \$25 million in order to support Proposition K activities including the reimbursement of eligible City expenses in the upcoming year.

## C.7 Summary of Improvement Cost Estimate

ITEMS	FY 2025-2026 Obligation Anticipated	FY 2026-27 Estimated Improvement Costs
Pre-Development	\$0	\$0
Competitive Grants	\$1,985,000	\$12,922,247
Regional Parks	\$1,192,875	\$3,500,000
Local Parks	\$3,082,266	\$2,966,379
Information Tech Agency for projects	\$50,000	\$50,000
<b>A LIST Projects Subtotal</b>	<b>\$6,310,141</b>	<b>\$13,132,121</b>
Administrative Cost	\$723,275	\$786,458
Maintenance Projects Cost	\$4,484,576	\$4,774,916
Supplemental Maintenance Projects Cost	\$0	\$0
Inflation	\$0	\$0
Additional Specified Funding	\$13,482,008	\$0
Debt Service for Long Term Bond	\$0	\$0
Debt Service for Short Term Bond	\$0	\$0
<b>TOTAL ASSESSMENT ALLOCATION</b>	<b>\$25,000,000</b>	<b>\$25,000,000</b>
Interest allocated to projects	\$0	\$0
<b>TOTAL ALLOCATION</b>	<b>\$25,000,000</b>	<b>\$25,000,000</b>
<b>Assessment Funds Received for FY 2025-26</b>		
07/19/2024	\$215,908	
08/20/2024	\$205,640	
11/20/2024	\$249,500	
12/20/2024	\$9,786,427	
01/17/2025	\$2,495,749	
<b>Subtotal</b>	<b>\$12,953,224</b>	
Balance due from County (\$25,000,000-\$14,010,453)	\$12,046,776	
Surplus or Deficit Carried over from previous year	\$0	
<b>Net Assessment for FY 2025-26</b>		<b>\$25,000,000</b>
Estimated District Total Benefit Points		1,867,375
Estimated Assessment Rate (\$ per Benefit Point)		\$13.39

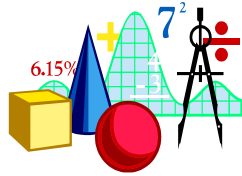


---

## **PART D      BOUNDARIES OF DISTRICT AND ASSESSMENT DIAGRAM**

The boundaries of the District are coterminous with the boundaries of the City of Los Angeles. The diagram showing the exterior boundaries of the District and the lines and dimensions of each lot or parcel of land within the District has been submitted to the Clerk of the City of Los Angeles. A reduced scale copy is included in this Report. The lines and dimensions of each lot or parcel within the District are those lines and dimensions shown on the maps of the Assessor of the County of Los Angeles that support the secured tax roll for Fiscal Year 2025-26 and the available updates. The Assessor's maps and records are incorporated by reference herein and made part of this Report. In all cases, the Assessor's map shall govern for all details concerning the lines and dimensions of the parcels.





## **PART E BENEFIT ASSESSMENT FORMULA AND METHOD**

### **E.1 General**

The Landscaping and Lighting Act of 1972 provides that assessments may be apportioned by any formula or method which fairly distributes that assessment among all assessable lots or parcels in proportion to the estimated benefits from the improvements to be received by each lot or parcel. The substituting of projects in the A LIST with projects in the B LIST or C LIST will not change the benefit analysis of the special benefit received by the assessed parcels in the City, as the full benefits are assumed to accrue over the 30 year life of the Assessment, over which time frame the benefits shall be equitably distributed citywide.

### **E.2 Improvement Benefits**

#### ***E.2.1 Benefit to Property from Park and Recreation Facilities***

Studies in a number of communities, including counties and cities throughout the United States, have indicated that recreation areas and facilities, if well maintained and wisely administered, have caused a marked increase in property values of parcels in the community. Consequently, such recreation and park facilities have proved a potent factor in maintaining a sound economic condition and a high standard of livability in the community. These studies confirm the opinion long held by planning authorities as to the economic value of open spaces in a community.

"The recreation value is realized as a rise in the value of land and other property in or near the recreation area, is of both private interest to the landowner and others holding an economic stake in the area, and of public interest to the taxpayers, who have a stake in a maximum of total assessed value." (National Recreation and Park Association, June, 1985)

The benefit of parks and other recreational facilities to residential and commercial/industrial properties has been summarized by a number of studies. The United States Department of the Interior, National Park Services, in a June 1984 publication, concluded that:

- "Parks and recreation stimulate business and generate tax revenues."
- "Parks and recreation create direct and indirect job opportunities."
- "Parks and recreation help conserve land, energy, and resources."
- "An investment in parks and recreation helps reduce pollution and noise, makes communities more livable, and increases property values."
- "Public recreation benefits all employers by providing continuing opportunities to maintain a level of fitness throughout one's working life, and through helping individuals cope with the stress of a fast-paced and demanding life."

In addition, a publication of the National Recreation and Parks Association states: "Industry is demanding recreation services" and in exploring site selection is increasingly taking into account " ...the educational and recreational opportunities..." available.

Property values in a community are increased when public infrastructure such as parks, open spaces, and recreation facilities are in place, improved, operable, safe, clean and maintained. Facilities that are unsafe or destroyed by the elements or vandalism decrease surrounding property values. Park and recreation facilities are less likely to attract crime if they are well lit, clean and maintained. Clean and safe parks increase public safety, help to reduce crime and enhance the overall quality of life and desirability of an area. Property values in an area also increase when there is an increase in the number of parks, recreation centers, trail systems, sport facilities and open space areas. Conversely, property values decrease when park and recreation facilities are in disrepair, old, unsafe, unclean and unusable.

### ***E.2.2 Benefit to property in the District from the Improvements***

Assessment law provides that the benefit must be related to the land since it is the land which must bear the Assessment. The park, open spaces, and recreational improvements proposed for the District will specifically benefit the properties to be assessed by increasing the property value of each parcel in one or more of the following respects:

- 1) Increased economic value of improved property due to increased capacity to draw business, home buyers, tourists and others to the District;
- 2) Expanded employment opportunities and increased economic activity due to increased capacity to attract business;
- 3) Increased economic health of the region due to stimulation and generation of additional tax revenues;
- 4) Increased attractiveness of the District for development or redevelopment as a result of the preservation of mountains, foothills and canyons, and increased public access to these lands;
- 5) Improved environmental quality by protecting restoring and improving the District's irreplaceable beaches, wildlife parks, mountains and open space lands, and improved public access to these lands;
- 6) Improved air and water quality, capacity of roads, transportation and other public infrastructure systems as a result of more evenly dispersing recreational facilities throughout the District;
- 7) Increased attractiveness of the District as a place to work and live;
- 8) Improved recreational opportunities and expanded access to recreational facilities for all properties within the District, through improvements such as beaches, parks, trails and other public recreational facilities;
- 9) Increased safety and usability of park and recreational facilities and a corresponding decrease in crime throughout the District.

The improvements to be funded by the District are acquisition, development, improvement and restoration projects for park, recreation, beach and open space purposes. These improvement projects include: regional facilities which benefit the entire District; regional facilities which benefit large areas of the District; and neighborhood facilities which benefit smaller, local areas of the District. The improvements are distributed among these different categories of regional and local use to ensure that all areas of the District will benefit; funds for improvements are also distributed throughout all geographic areas of the District.

Regional projects, by their definition, are of area-wide benefit; therefore, the regional facilities in the City cumulatively benefit all properties within the District. As described above, the local projects are distributed throughout the proposed District and are of regional significance. The acquisition, improvement, and restoration of both local and regional parks, beaches and open space lands and recreation facilities are distributed throughout the District and therefore are of direct and specific benefit to all parcels within the District. All areas benefit equally from the proposed improvements with benefit to parcels with varying land uses.

## **E.3 Benefit Points**

To establish the benefit to the individual parcels with varying land uses, a benefit point system is used. Each land parcel and each improvement on a land parcel is assigned benefit points in proportion to the benefit the land and the improvements (as reflected in land use) receive. The total number of points is then divided into the annual revenue requirement necessary to fund the proposed improvements to determine the benefit obligation for each point. Once the number of benefit points for each parcel has been established, the benefit obligation for each parcel is established and thus the amount of Assessment for each parcel is established.

### ***E.3.1 Land Size Benefit***

In order to fairly allocate benefit from the proposed improvements to parcels throughout the District, it is necessary to address the benefits to land and to land use. The benefit received by land varies as land varies in size. It is our finding that larger parcels benefit more than smaller parcels. To use the benefit point system, it is necessary to establish separately the benefit for each of the two elements, land size benefit and improvement benefit. To facilitate this procedure, the median single-family home is used as a standard to which all other properties are related. The median single-family home in Los Angeles City is located on a lot of approximately 1/7 of an acre in area with the relative valuation between the home and lot being 75% and 25% respectively. This relative valuation is based upon the opinion of professional appraisers, appraising current market property values for real estate in Southern California. The land value portion typically ranges from 20 to 30 percent; for this Report we are using 25 percent. This valuation is based upon current market conditions, not on assessed values, which have been skewed by the impact of Proposition 13.

The lot, therefore, has 1/3 the weight of the improvement ( $.25/.75$ ). Assigning one benefit point to a house as the standard and using the 1/3 ratio, the lot would then represent 1/3 of a benefit point. See the discussion on "Land Use (Improvement) Benefits" below where one benefit point is assigned to a single-family house. As stated above, the median single-family home is located on a lot of approximately 1/7 of an acre; therefore, the median density for single-family residential property in the City is 7 units per acre; thus the benefit point for the typical acre occupied by single-family homes would be  $7 \times 1/3$ , or 2.33 benefit points per acre. This 2.33 benefit points per acre is used as the basis for assessing the land size benefit to all assessable parcels within the District.

### ***E.3.2 Land Use (Improvement)Benefit***

That portion of the benefit that inures to land use or improvement value will, of course, vary with the type of land use. This benefit for land use is condensed and segregated into three categories below, and each category is assigned portions of a benefit point (BP) relative to the percentage of improvement value it provides (see discussion under "Benefit to Property from Park and Recreation Facilities" above).

Improvement Benefit	Description	Assigned Percentage
1. Economic Value (Econ Val)	The increase to improved property value due to increased economic activity and health, expanded employment opportunities and increased capacity to draw business, home buyers, renters, tourists, etc. to the District.	.50 BP
2. Environmental Quality (Envir Qual)	The increase to improved property value due to the improved quality of air, water, visual aesthetics, attractiveness of the District as a place to live and work, etc.	.25 BP
3. Recreation Enhancement (Recr Enh)	The increase to improved property value due to the availability of useable and safe parks, beaches, and recreation facilities.	.25 BP

Benefits to land uses vary; therefore, the above factors have been assigned to each land use classification as shown in Table 1 that follows later in this Report.

## **E.4 Benefit Points for Different Types of Properties**

### ***E.4.1 Single-Family Residence***

A single-family residence receives all three of the above benefits, therefore 1.0 BP is assigned to each single-family residence. The land upon which the home is located receives a separate benefit, which is 2.33 times the acreage of the lot upon which the home is situated. The benefit to a typical single-family residence is the summation of these two: i.e., one plus 2.33 times the area of the parcel in acres.

To assess land use benefit equitably, it is necessary to relate the different parcel classifications to each other. Using one benefit point for a single-family residential unit, all other uses are related to this.

### ***E.4.2 Multiple-Residential and Mobile Home***

Multiple-residential and mobile home land use equivalents are reduced by multiplying the number of home units on each parcel by .75 and .5, respectively, due to the relative population density of these types of dwelling units compared to the typical density of single-family units. Studies have consistently shown

that an apartment unit impacts infrastructure approximately 75% as much as a single family residence, and mobile homes impact infrastructure approximately 50% as much (Sources: Institute of Transportation Engineers Informational Report Trip Generation, Fifth Edition, 1991; Metcalf and Eddy, Wastewater Engineering Treatment Disposal Reuse. Third Edition, 1991). The reduced impact on park and recreational facility use by residents of multiple-residential and mobile homes results in a lesser enhancement per unit to property values. Therefore, the Economic Value, Environmental Quality, and Recreation Enhancement benefit points for multiple-residential and mobile homes have been uniformly reduced to 75% and 50%, respectively. (See Table 1 that follows later in this report)

The benefit points assigned to a multiple-residential or a mobile home parcel for the Land Use (Improvement) portion of the Assessment are calculated based on the number of housing units and the appropriate benefit point per housing unit. The benefit points for multi-residential (.75) are multiplied by the number of dwelling units (“DU”) on the parcel to determine the total Land Use (Improvement) benefit points for the parcel. The total Land Use (Improvement) benefit points for a mobile home parcel are calculated by multiplying the benefit point per home unit (.50) by the number of units on the parcel. The benefit points for the land size portion of the Assessment are calculated by multiplying the land area in acres by 2.33 benefit points per acre. These two amounts are then added together to obtain the total number of benefit points for the parcel.

#### ***E.4.3 Commercial/Industrial - Other***

For determining the land use benefit points to be assigned for properties in commercial/industrial use, these properties are first related to the basic single-family unit. The median home in the District has a lot size of approximately 1/7 of an acre, therefore the typical single-family residential density is seven dwelling units per acre. All properties that are developed for commercial/industrial are thus assigned seven benefit points per acre for the land use portion of the parcel. Each land use category of commercial/industrial property is then evaluated as to whether or not the three components of the land use benefit point (i.e., Economic Value, Environmental Quality and Recreation Enhancement) apply to the particular land use category.

Commercial/industrial properties that have been found to receive the same benefits as residential properties from increased economic activity and health, expanded employment opportunities and increased capacity to attract business as residential properties receive .50 BP for Economic Value, as do residential properties. Certain commercial/industrial properties, such as warehouses, storage facilities and

mineral processing, mining and petroleum facilities, receive no economic benefit because these properties are not affected in any way by park and recreation improvements. All commercial/industrial properties benefit from increased environmental quality as a result of the improvements; therefore, all commercial/industrial properties are assigned a factor of .25 BP for Environmental Quality. Those properties, which are used by or which serve people, are benefited by improved and increased park and recreational facilities; they are assigned a factor of .25 BP for Recreational Enhancement. The assignments of these various benefit points are set forth in Table I that follows later in this Report.

Additionally, a higher level of use for a commercial/industrial property is identified when an improvement has multiple stories or occupies a greater percentage of the parcel than that which is the norm. To account for this, the benefit point for the property use is multiplied by a number which is proportional to the intensity of the structures and improvements contained on the property.

The typical coverage of a commercial/industrial parcel with a structure is 33%. Using this as the standard, the square footage of an improvement on a parcel, as this value is set forth in the Los Angeles County Assessor's records, is divided by one-third of the area of the parcel in square feet. The number then becomes proportional to the intensity of development on the parcel and represents an equivalent number of stories that may be found on a parcel. For the purpose of identifying this factor, it is set forth as "equivalent stories" in the benefit point equation. A minimum of one "equivalent story" will be applied to any improved commercial/industrial property. When the coverage information of a commercial/industrial parcel is not available from the County Assessor's Office, the actual number of structure stories is used instead of the "equivalent stories".

#### ***E.4.4 Vacant Property***

Vacant property has no Land Use Benefits associated with it. Even if a vacant parcel is designated as commercial/industrial or residential, it receives no additional benefits because of its designation, as there are no improvements constructed upon it; therefore, vacant property receives only a Land Size Benefit of 2.33 benefit points per acre.

#### ***E.4.5 Exempt Properties***

Several land uses have been determined to be exempt from the Assessment because they either do not benefit from the proposed improvements or they have restricted uses that would not be in the public interest to acquire in the event of foreclosure. Examples are common areas, open spaces, green belts,

sliver parcels, etc. Also exempt are public properties, all lands designated as agricultural, lands that have physical or legal restrictions preventing development thereon, and that portion of vacant parcels in excess of five acres. Also exempt is that portion of any partially improved single parcel that is in excess of five acres of which no use is being made. Such parcels that are partially improved will often appear on the County of Los Angeles Assessor's roll as improved.

Those parcels that are found to be so classified after field review will have their Assessments revised per this Report. This is because vacant land greater than five acres functionally serves as open space.

## **E.5 Modifications**

It is recognized, that when dealing with the hundreds of thousands of parcels that will be part of this Assessment District, using the secondary information on the Los Angeles County Assessor's tapes as the primary source for the Assessment formula may lead to some errors and some circumstances that do not precisely fit the intent of this program.

Where such circumstances are discovered in data used for Assessments in the last five property tax years, either by the persons administrating this program, or by the owners of the properties affected, such circumstances will be reported to BOE (Proposition K Group, Recreational and Cultural Facilities Division). The function and the authority of BOE's Proposition K Group will be to recommend such corrections or adjustments for data used in the last five property tax years, with such proposed changes being consistent with the concept, intent and parameters of the programs set forth herein. Unless such proposed changes are appealed to the Council, they will be incorporated into the Assessment Roll. There will be no modifications made in the data used for Assessments beyond the last five property tax years.

## **E.6 Individual Assessments**

In accordance with Section 22565 *et seq.*, of the Code, the net amount of the Assessment to each parcel, as shown on the County of Los Angeles Assessment Roll, will be computed in the following steps:

1. Classify each parcel by land use as shown on the County of Los Angeles Assessor's Roll.
2. Assign benefit points (BPs) to each parcel based on the following formulas:

**For Residential Properties:**

**Residential BPs**

$$\begin{aligned} &= \text{Improvements BPs} + \text{Land Size BPs} \\ &= (\text{Economic Value BP} + \text{Environmental Quality BP} + \text{Recreation Enhance BP}) \\ &* \text{No Units} + (2.33 \text{ BPs/acre}) * \text{Parcel Acreage} \end{aligned}$$

**For Commercial Properties:**

**Commercial BPs**

$$\begin{aligned} &= \text{Improvement BPs} + \text{Land Size BPs} \\ &= [(\text{Econ Val BP} + \text{Envir Qual BP} + \text{Recr Enh BP})/\text{acre} * 7 \text{ BP} * \text{Parcel Acreage} \\ &* \text{No. Equivalent Stories (1)}] + [(2.33 \text{ BPs/acre}) * \text{Parcel Acreage}] \end{aligned}$$

*<sup>(1)</sup> No. Equivalent Stories is the number of stories measured by dividing the parcel's improved square feet by one-third of the parcel area (Improved Square feet/ 1/3 x Parcel Square Feet).*

3. Divide the annual amount to be collected by the sum of all benefit points to determine the Assessment per benefit point. For example, **\$13.45** per benefit point, a median single-family residence would have an annual Assessment of **\$17.93** (**1.3329** benefit points times **\$13.45** = **\$17.93**).

The total assessment to be levied on each parcel will be the sum of the annual Assessment per parcel over 30 years. The Benefit Points for the annual Assessment for each parcel will remain in effect unless and until the property is reclassified into another land use category, at which time the Benefit Points for the Assessment for that parcel will be recalculated.

**ENGINEER'S REPORT  
CITY OF LOS ANGELES  
LANDSCAPING AND LIGHTING DISTRICT NO. 96-1  
(Pursuant to the Landscaping and Lighting act of 1972)**

The undersigned respectfully submit the report as directed by the City Council.

DATE: \_\_\_\_\_

By \_\_\_\_\_  
Alfred Mata , PE  
Interim City Engineer

I HEREBY CERTIFY that the Engineer's Report, together with Assessment and Assessment Diagram thereto attached, was filed with me on the \_\_\_\_\_ day of \_\_\_\_\_, 2026.

PATRICE LATTIMORE, City Clerk

By \_\_\_\_\_

I HEREBY CERTIFY that the Engineer's Report, together with Assessment and Assessment Diagram thereof attached, was approved and confirmed by the City Council of the City of Los Angeles, California, on the \_\_\_\_ day of \_\_\_\_\_ JUNE, 2026.

PATRICE LATTIMORE, City Clerk

By \_\_\_\_\_

I HEREBY CERTIFY that the Engineer's Report, together with Assessment and Assessment Diagram thereto attached, will be filed with the County Auditor of the County of Los Angeles no later than August 10, 2026.

PATRICE LATTIMORE, City Clerk

By \_\_\_\_\_

Date: \_\_\_\_\_

**TABLE 1**

## City of Los Angeles Landscaping and Lighting District No. 96-1

**Improvement Benefit Points**

County Property Tax		Economic B. P.	Environmental B. P.	Recreation B. P.	Total Improv B. P.
Use Code	Land Use Description				

**Residential**

01	Single Family Residential (1 DU = 1 BP)	0.5000	0.2500	0.2500	1.00
02-06	Multi-family residential (1 DU = .75 BP)	0.3750	0.1875	0.1875	0.75
07,09	Mobile Homes (1 DU = .5 BP)	0.2500	0.1250	0.1250	0.50

**Commercial/Industrial**

[1 Acre = (Econ Val + Envir Qual + Rec Enh) x 7 BP x No. of Equivalent Stories]

17	Office Buildings	0.50	0.25	0.25	1.00
18	Hotel/Motel	0.50	0.25	0.25	1.00
08	Rooming Houses	0.50	0.25	0.25	1.00
19	Professional Buildings	0.50	0.25	0.25	1.00
64	Club, Lodge Halls, and Fraternal	0.50	0.25	0.25	1.00
10,11,14-16	Stores, Markets, Shopping Centers	0.50	0.25	0.00	0.75
12	Store Combos	0.50	0.25	0.00	0.75
13	Department Stores	0.50	0.25	0.00	0.75
20-26	Restaurants, Sales, Service	0.50	0.25	0.00	0.75
30-32,34-36	Misc. Industrial	0.50	0.25	0.00	0.75
61-63	Theaters, Bowling Alleys	0.50	0.25	0.00	0.75
70-73	Private Schools and Churches	0.00	0.25	0.25	0.50
74-76	Hospitals, Home for the aged	0.00	0.25	0.25	0.50
27,38	Parking Lots	0.00	0.25	0.00	0.25
28	Animal Kennels	0.00	0.25	0.00	0.25
29	Nurseries	0.00	0.25	0.00	0.25
33,39	Warehousing, Storage	0.00	0.25	0.00	0.25
37,78,80,82,83	Mineral Processing, Mining, Petroleum	0.00	0.25	0.00	0.25
60,65-69	Misc. Recreational Facilities	0.00	0.25	0.00	0.25

**Vacant Property** (Assessed for land value only)

V		0.00	0.00	0.00	0.00
---	--	------	------	------	------

**Exempt Property** (Not Assessed for land or improved value)

40-59	Agricultural	0.00	0.00	0.00	0.00
77	Cemeteries	0.00	0.00	0.00	0.00
81,84-89	Misc. and Utilities	0.00	0.00	0.00	0.00

*APPENDICES*

**A. Sample Benefit Point (BP) Calculations:**

***1. Residential Properties:***

**Residential BPs**

$$\begin{aligned} &= [ \text{Improvements BPs} ] + [ \text{Land Size BPs} ] \\ &= [ (\text{Economic Value BP} + \text{Environmental Quality BP} + \text{Recreation Enhance BP}) \\ &\quad * \text{No Units} ] + [ (2.33 \text{ BPs/acre}) * \text{Parcel Acreage} ] \end{aligned}$$

**The following are examples of Residential Assessments:**

Median Single Family Residence (SFR) (1 home on 1/7 acre) BPs

$$\begin{aligned} &= [ (.5 + .25 + .25) \text{ BP/unit} * 1 \text{ home} ] + (2.33 * 1/7 \text{ ac}) \text{ BPs} \\ &= \mathbf{1} \text{ Improvement BP} + \mathbf{0.3329} \text{ Land Size BP} \\ &= \mathbf{1.3329} \text{ BPs} \end{aligned}$$

SFR (1 home on 1/4 acre) BPs

$$\begin{aligned} &= [ (.5 + .25 + .25) \text{ BP/Unit} * 1 \text{ home} ] + (2.33 \text{ BP/acre} * 1/4 \text{ ac}) \\ &= \mathbf{1} \text{ Improvement BP} + \mathbf{0.5825} \text{ Land Size BP} \\ &= \mathbf{1.5825} \text{ BPs} \end{aligned}$$

Multi-Family (MF) (25 units on 1/3 acre) BPs

$$\begin{aligned} &= [ (.375 + .1875 + .1875) \text{ BP/unit} * 25 \text{ MF units} ] + (2.33 \text{ BP/acre} * 1/3 \text{ ac}) \\ &= \mathbf{18.75} \text{ Improvement BPs} + \mathbf{.7777} \text{ Land Size BP} \\ &= \mathbf{19.5277} \text{ BPs} \end{aligned}$$

Mobile Homes (100 units on 1/2 acre) BPs

$$\begin{aligned} &= [ (.25 + .125 + .125) \text{ BP/unit} * 100 \text{ homes} ] + (2.33 \text{ BP/ac} * 1/2 \text{ acre}) \\ &= \mathbf{50} \text{ Improvement BPs} + \mathbf{1.165} \text{ Land Size BPs} \\ &= \mathbf{51.165} \text{ BPs} \end{aligned}$$

## 2. Commercial Properties:

### Commercial BPs

= Improvement BPs + Land Size BPs

= [(Econ Val BP + Envir Qual BP + Recr Enh BP)/acre \* 7 BP \* Parcel Acreage \* No. Equivalent Stories (1)] + [(2.33 BPs/acre) \* Parcel Acreage]

<sup>(1)</sup> No. Equivalent Stories is the number of stories measured by dividing the parcel's improved square feet by one-third of the parcel area (Improved Square Feet/ 1/3 x Parcel Square Feet).

The following are examples of varying commercial or industrial Assessment calculations:

Office (3 stories, 1/2 acre) BPs

= [(**.5** + **.25** + **.25**) BP/acre \* **3** stories \* **7** BP/ac \* **1/2** ac] + (**2.33** BP/ac \* **1/2** ac)  
= **10.5** Improvement BPs + **1.1650** Land Size BPs  
= **11.6650** BPs

Parking Lot (1 acre) BPs

= [(**0** + **.25** + **0**) BP/ac \* **1** story \* **7** BP/ac \* **1** ac] + (**2.33** BP/ac \* **1** ac)  
= **1.75** Improvement BPs + **2.33** Land Size BPs  
= **4.08** BPs

Vacant Land

= Improvement BPs + Land Size BPs  
= (**Zero** Improvement BPs) + (**2.33** BPs/acre) \* Parcel Acreage

An example of a vacant parcel's Assessment computation follows:

Vacant Land (10 Acres) BPs

= **0** BP + (2.33 BP/acre \* 10 ac)  
= **0** Improvement BPs + **23.3** Land Size BPs  
= **23.3000** BPs

## B. Sample Assessment Calculations:

Sample Rate	=	\$13.45					D+E+F	G x B	2.33xC	H+ I	\$13.45xJ
A	B	c'	C	D	E	F	G	H	I	J	K
LAND USE CATEGORY	No. of Unit	Land =ft x ft or ft <sup>2</sup>	Land Size (acre)	Improv Benefit			Sum of DEF	Sum of Improv. BP	Land Size BP	Total BP	Annual Assessment
				Eco-BP	Envir-BP	Recre-BP					
<b>Residential</b>											
Single Family Residential includes: Condos, Townhouses, Vacant Residential Lands, ...	1	6,223	1/7	0.50	0.25	0.25	1.00	1.00	0.33	1.33	\$17.89
	1	40x80	0.0735	0.50	0.25	0.25	1.00	1.00	0.17	1.17	\$15.74
	1	50x100	0.1148	0.50	0.25	0.25	1.00	1.00	0.27	1.27	\$17.08
	1	100x150	0.3444	0.50	0.25	0.25	1.00	1.00	0.80	1.80	\$24.21
	1	10,890	1/4	0.50	0.25	0.25	1.00	1.00	0.58	1.58	\$21.25
	1	21,780	1/2	0.50	0.25	0.25	1.00	1.00	1.17	2.17	\$29.19
	1	43,560	1	0.50	0.25	0.25	1.00	1.00	2.33	3.33	\$44.79
	1	65,340	1 1/2	0.50	0.25	0.25	1.00	1.00	3.50	4.50	\$60.53
	1	87,120	2	0.50	0.25	0.25	1.00	1.00	4.66	5.66	\$76.13
Multi-Family Residential includes: Duplex, Triplex, Fourplex, Apartments, or combinations,...	25	14,520	1/3	0.38	0.19	0.19	0.75	18.75	0.78	19.53	\$268.68
	2	80x100	0.184	0.38	0.19	0.19	0.75	1.50	0.43	1.93	\$25.96
	3	100x120	0.275	0.38	0.19	0.19	0.75	2.25	0.64	2.89	\$38.87
	4	120x80	0.220	0.38	0.19	0.19	0.75	3.00	0.51	3.51	\$47.21
	4	21,780	1/2	0.38	0.19	0.19	0.75	3.00	1.17	4.17	\$56.09
	5	43,560	1	0.38	0.19	0.19	0.75	3.75	2.33	6.08	\$81.78
	6	87,120	2	0.38	0.19	0.19	0.75	4.50	4.66	9.16	\$123.20
<b>Commercial/Industrial</b>											
	EqSto	Building ft <sup>2</sup>	Lot Acre or ft <sup>2</sup>				D+E+F	GxBx7xC	2.33xC	H+ I	\$13.45xJ
includes, Office Buildings Hotels, Motels, Clubs, Medical Buildings,...	3		1/2	0.50	0.25	0.25	1.00	10.50	1.17	11.67	\$156.96
	1	1,800	5,400	0.50	0.25	0.25	1.00	0.87	0.29	1.16	\$15.60
	20.3	460,970	68,220	0.50	0.25	0.25	1.00	222.23	3.65	225.88	\$3,038.09
	1.2	3,600	9,000	0.50	0.25	0.25	1.00	1.74	0.48	2.22	\$29.86
	1	10,000	40,000	0.50	0.25	0.25	1.00	6.43	2.14	8.57	\$115.27
	6.89	50,000	1/2	0.50	0.25	0.25	1.00	24.10	1.17	25.27	\$339.88
	89.3	1,400,000	1.0800	0.50	0.25	0.25	1.00	674.93	2.52	677.45	\$9,111.70
Parking Lot	1		1	0.00	0.25	0.00	0.25	0.25	2.33	2.58	\$34.70
	1		3	0.00	0.25	0.00	0.25	0.25	6.99	7.24	\$97.38
Vacant Land	1		10	0.00	0.00	0.00	0.00	0.00	11.65	11.65	\$156.69
	1		5	0.00	0.00	0.00	0.00	0.00	11.65	11.65	\$156.69
Note: Questions regarding County Land Use Codes, please call the County Assessor Office at (213) 974-3211.											
1. See TABLE 1 for the Improvement Benefit Points.											
2. For Residential properties: Sum of Basic Improv B.P.(Col. G) = Cols. (D+E+F)											
3. For Residential properties: Sum of Improv B.P.(Col. H) =Col. G x Col. B											
4. For Commercial properties: Use Equivalent Stories to calculate the Sum of Improv B.P.											
5. Land Size B.P.(Col. I) = 2.33 x Col. C											
6. Total Benefit Points (Col. J) =Col. H+Col. I											
7. Annual Assessment (Col. K) = \$13.45 x J, where \$13.45 is the Assessment per Benefit Point.											
1 acre=43,560 ft <sup>2</sup> , 1/7 acre = 6,222.8571 ft <sup>2</sup> =( 78.8851) <sup>2</sup> ft <sup>2</sup> =50 x 124.46 ft <sup>2</sup> = 60 x 103.71 ft <sup>2</sup>											
City Total BP = 1,858,766 City Total Annual Asmt = \$25,000,000											
Asmt per BP = \$25,000,000/1,858,766=\$13.45/BP											

**REFERENDUM ORDINANCE K**  
**PROPOSED REFERENDUM ORDINANCE FOR CITY-WIDE PARKS,**  
**RECREATION AND COMMUNITY FACILITIES ASSESSMENT**

AN ORDINANCE ORDERING FORMATION OF  
AN ASSESSMENT DISTRICT PURSUANT TO PROVISIONS OF  
THE LANDSCAPING AND LIGHTING ACT OF 1972  
(DIVISION 15, PART 2, STREETS AND HIGHWAYS CODE,  
STATE OF CALIFORNIA)

WHEREAS, parks, recreation and community facilities in the City of Los Angeles comprise the City's youth infrastructure and are an important part of providing positive alternatives for youth; and

WHEREAS, the City's youth infrastructure is inadequate or decaying in many places, resulting in serious unmet needs for park, recreation and community facilities; and

WHEREAS, the current condition of the City's youth infrastructure is detrimental to the residential and business climate and value of real property; and

WHEREAS, it is in the best interest of the residents, business owners and operators and property owners of the City that an assessment district be formed, which is coterminous with the City, to fund the purposes of the assessment district consistent with the plan of expenditures set forth in the City Engineer's Report referred to below; and

WHEREAS, the City Council on May 14, 1996, adopted an Ordinance of Intention to order the formation of an assessment district for park and recreation improvement purposes pursuant to the provisions of the Landscaping and Lighting Act of 1972; and

WHEREAS, the City Council gave notice in the manner required by law of the time and place for a public meeting and a public hearing on the question of formation of the District and levy of the proposed assessment; and

WHEREAS, a public meeting was held on June 4, 1996, and a public hearing was held on July 9, 1996, and the City Council has heard protests, testimony, evidence and public comment and the City Clerk has determined that a majority protest does not exist; and

WHEREAS, this Ordinance shall not take effect unless and until the question of approval of the matters set forth herein shall have been submitted to the electorate of the City and approved by a majority of voters voting on the question;

NOW THEREFORE, the People of the City of Los Angeles do ordain as follows:

SECTION 1. This ordinance is adopted pursuant to Section 22594 of the California Streets and Highways Code. The City Council orders the formation of an assessment

district, pursuant to the provisions of the Landscaping and Lighting Act of 1972, to be known as City of Los Angeles Landscaping and Lighting District 96-1.

SECTION 2. The City Council hereby adopts, approves and confirms the final City Engineer's report filed with the City Clerk, including the diagram for the Assessment District and the Assessment. The Assessment is levied within the City in accordance with the City Engineer's Report and this Ordinance at a rate not to exceed the amount set forth in the City Engineer's Report. The City Engineer's Report describes the boundaries of the Assessment District, the locations of certain of the improvements to be funded by the District, the method and rationale for spreading the proposed assessment in proportion to the benefit received by each lot or parcel of land within the District. Each of the protests to the Assessment has been considered and is hereby denied. The City Engineer's Report is by this reference incorporated herein as though set forth in full.

SECTION 3. The City Council finds, determines and declares that:

- (a) The acquisition, development, improvement, restoration and maintenance of parks, recreation and community facilities confers a direct and special benefit to all parcels in the City by improving economic, environmental, and recreational conditions and by improving the availability and utility of and access to parks, recreation and community facilities for each parcel, all resulting in maintained or enhanced property values; and
- (b) The properties referred to in the City Engineer's Report which are proposed to be assessed are benefitted by the acquisitions and improvements provided for and the Assessment is spread in proportion to the benefits; and
- (c) The written protests filed and not withdrawn prior to the conclusion of the public hearing do not represent property owners owning more than 50 percent of the assessable lands within the proposed district; and
- (d) The public interest, convenience and necessity require the creation of the City of Los Angeles Landscaping and Lighting District 96-1 to acquire, improve and maintain parks, recreation and community facilities City-wide.

SECTION 4. As used in this Ordinance the following terms have the indicated meanings:

"Assessment" means the assessment levied within the City pursuant to this Ordinance.

"Assessment District" or "District" means City of Los Angeles Landscaping and Lighting District 96-1, the boundaries of which shall be coterminous with the boundaries of the City.

"Code" means the Streets and Highways Code of California.

"Nonprofit Organization" means any charitable organization described in Section 501 (c)(3) of the Internal Revenue Code of 1986, as amended, which has among its purposes the provision of park,

recreation or community services or facilities, providing services to youth, or providing gang prevention and intervention services.

“Park” means a tract, lot or parcel of land with scenic, natural, open-space or recreational values, set apart to conserve natural, scenic, cultural, historical or ecological resources for present and future generation, and to be used by the public as a place for rest, recreation, education, exercise, inspiration or enjoyment.

SECTION 5. Funds shall be used for the purposes set forth in Attachment A hereto. Should any project become infeasible for any reason determined by the City Council or there are project savings, the City Council may reprogram the applicable funds during the process described in Section 13.

SECTION 6. In order to receive any funds pursuant to Section 5, nonprofit organizations, government entities and City departments must demonstrate the financial ability to provide programming and programming staff once the capital improvements are completed. The City Council by ordinance will establish an open and competitive process to allocate funds designated in Section 5 for competitive grants, which will be available to nonprofit organizations, governmental entities and City departments for projects within the boundaries of the City. All funds for competitive grants shall be expended equitably city-wide. Priority for competitive grants will be given to projects which address one or more of the following criteria:

- (a) Include an at-risk youth component, either by including training and employment of at-risk youth to implement the project or by providing facilities to serve at-risk youth;
- (b) Serve an area without similar services or facilities;
- (c) Permit expansion of an established, successful program to serve a larger population or to provide an increase in services;
- (d) Demonstrate community support;
- (e) Demonstrate high cost-effectiveness;
- (f) Demonstrate readiness of project;
- (g) Demonstrate sustainability of project;
- (h) Meet such other criteria as may be established by the City Council.

Regulations to administer these competitive grants shall be promulgated by an administering entity designated by the City Council by ordinance as specified in Section 9.

SECTION 7. Any park or facility acquired, developed, rehabilitated or restored with funds derived under this Ordinance shall be open and accessible to the public without discrimination as to race, color, sex, sexual orientation, age, religious belief, national origin, marital status, physical or medical handicap or medical condition.

SECTION 8. Reasonable public access to lands and facilities acquired with funds made available pursuant to this Ordinance shall be provided except where that access may interfere with resources protection. "Reasonable public access" includes, but is not limited to, parking and public restrooms.

SECTION 9. The expenditure of assessment funds and the overall management of the program projects, which together shall be known as the L.A. FOR KIDS Program, shall be administered by the City Council or by a City entity designated by the City Council by ordinance, which shall report to the City Council annually on the status of the L.A. FOR KIDS Program and shall provide for public distribution of the annual report.

SECTION 10. The City Council shall establish Volunteer Neighborhood Oversight Committees in various areas of the City to advise the City on setting priorities for when projects will be done, advise on the design of projects and prepare annual reports to the City Council on the status of the projects.

SECTION 11. The Assessment is hereby levied for a period of 30 years at the rate set forth in the City Engineer's Report to fund the acquisitions, capital improvements, and maintenance and servicing of those improvements as set forth in Section 5.

SECTION 12. For the 30 years during which the Assessment is levied and collected:

- (a) 82% shall be used for acquisitions and capital improvements, as set forth in Section 5, inflationary increases over 30 years and debt service, if bonds, notes or other evidences of indebtedness are issued. All funds collected through interest or penalties shall be available to cover inflationary increases in acquisition and capital improvement costs over 30 years and debt service, if bonds, notes or other evidences of indebtedness are issued;
- (b) 3% of the total assessment over 30 years shall be designated for incidental costs which shall include administrative costs of the City; and
- (c) 15% of the total assessment over 30 years shall be designated for maintenance of completed acquisitions and improvements.

SECTION 13. Pursuant to Code Sections 22620 through 22631, proceedings shall be taken for each year in which the annual assessment is to be levied. A plan shall be submitted to the City Council by the administering entity specified in Section 9 each year the annual assessment is to be levied specifying in detail which acquisitions and improvements are planned for that year, any proposed new acquisitions and improvements, or any substantial changes in existing improvements. The City Council shall then order the City Engineer to prepare a report for consideration by City Council. The City Council shall then adopt an ordinance of intention pursuant to Code Section 22624 and provide notice of a public hearing pursuant to Code Section 22626. The City Council shall then adopt an ordinance confirming the diagram of the assessment and the assessment by June 30 of each fiscal year the assessment is to be levied.

SECTION 14. The City Council shall have the authority to issue bonds, notes or other evidences of indebtedness to fund all or a portion of the costs of the projects listed in Section 5 of this Ordinance. Such bonds, notes or other evidences of indebtedness may be issued in one or more series at such times and in such principal amounts as the City Council may determine in its sole discretion.

SECTION 15. (a) The Assessment for each parcel shall be collected by and be payable to the Los Angeles County Tax Collector with the general taxes levied for City and County purposes and shall be subject to the same penalties and enforcement provisions relating to general taxes or as provided in Code Section 22646.

(b) If any portion of the levy, collection or expenditure of the Assessment provided for herein is declared invalid or unconstitutional, the remaining levy, collection or expenditure shall not be affected but remain in full force and effect.

SECTION 16. There is hereby established a special fund in the City Treasury entitled Parks Assessment Fund (the "Fund"). All Assessments collected shall be deposited into the Fund and shall not be subject to reversion to the Reserve Fund. Interest, which accrues in the Fund, shall remain in the Fund. Monies deposited into the Fund shall be expended only for park, recreation and community facilities, incidental expenses, and maintenance and servicing for the improvements. Expenditures shall be made from the Fund as provided in the General City Budget or by Council resolution unless provided otherwise by ordinance.

SECTION 17. In case any provision of this Ordinance shall be found or declared invalid, illegal or unenforceable, the validity, legality and enforceability of the remaining provisions of this Ordinance shall not be affected or impaired thereby.

SECTION 18. This Ordinance shall not take effect unless approved by a majority of the voters of the City voting on the matter at a general or special election called by the City Council for such purpose. If so approved by the voters the District and the Assessment shall be deemed approved as of the date of the election, without regard to the date of certification of the election results.

**ATTACHMENT A: Proposed Project List**

<b>FACILITY</b>	<b>CD</b>	<b>PROJECT</b>	<b>COST</b>
<b>REGIONAL PARKS</b>			
ANGELS GATE PARK	REG	IMPLEMENTATION OF MASTER PLAN IMPROVMTS AND PERIMETER FENCING	\$2,000,000
BALBOA SPORTS COMPLEX	REG	CONSTRUCT NEW AQUATIC FACILITY	\$3,000,000
BANNING MUSEUM	REG	REFURBISHMENT OF BUILDING AND GARDEN IMPROVEMENTS	\$2,000,000
BOYLE HEIGHTS SPORTS CENTER	REG	CONSTRUCT GYMNASIUM	\$2,500,000
BOYLE HEIGHTS SPORTS CENTER	REG	CREATE SOCCER STADIUM AND ENHANCE LANDSCAPING	\$1,500,000
CABRILLO AQUARIUM	REG	EXPAND AND ENHANCE EDUCATION WING TO IINCLUDE MORE TEACHING LABS, DISCOVERY LAB, COLLECTION STORAGE & H2O SYSTEM IMPROVEMENTS	\$5,000,000
CHANDLER-BURBANK BIKEWAY	REG	BIKEWAY ALONG CHANDLER-BURBANK LINE FROM WHITEOAK AND OXNARD TO VANOWEN AND DE SOTO	\$1,000,000
DEBS PARK	REG	CREATION OF NATIVE AMERICAN "TERRACED GARDENS," MASTER PLAN PREPARATION & IMPLEMENTATION	\$2,000,000
DRUM BARRACKS	REG	ACQUISITION OF LAND FOR PARKING LOT	\$300,000
DRUM BARRACKS	REG	REMOVAL OF LEAD PAINT AND REFURBISHMENT OF BUILDING	\$500,000
ELYSIAN PARK	REG	ACQUISITION OF ADDITIONAL LAND, IMPROVEMENTS TO ATHLETIC FIELDS & TRAILS, ROAD REFURBISHMENT, LIGHTING, RESTROOMS	\$5,000,000
FERRARO SOCCER FIELDS	REG	IMPROVEMENTS TO ATHLETIC FIELDS, REST ROOMS, POTABLE & RECLAIMED WATER, DEVELOPMENT OF PICNIC AREAS	\$2,000,000
GRIFFITH PARK	REG	IMPROVEMENTS TO ROADS, TRAILS, WATER SYSTEM, REST ROOMS, PICNIC AREAS, PAVE LIVE STEAMERS PARKING LOT	\$5,000,000
GRIFFITH PARK PERFORMING ARTS CENTER	REG	CONSTRUCT A PERFORMING ARTS CENTER FOR YOUTH	\$3,000,000
HANSEN DAM	REG	CONSTRUCTION OF CHILDREN'S ENVIRONMENTAL AWARENESS CENTER	\$2,500,000
HANSEN DAM	REG	SOCCER COMPLEX, RV PARK, RANGER STATION/VISITOR'S CENTER, ROAD/TRAIL IMPROVEMENTS, FENCING	\$10,000,000
KEN MALLOY HARBOR REGIONAL PARK-LAKE	REG	WATER QUALITY AND FILTRATION IMPROVEMENTS AT LAKE	\$1,000,000
LOS ANGELES RIVERFRONT PARK	REG	LAND ACQUISITION, GREENING ALONG AREA OF ENCINO, SHERMAN OAKS, STUDIO CITY	\$10,000,000

CD = Council District  
 REG = Regional  
 CW = City Wide

FACILITY	CD	PROJECT	COST
MACARTHUR PARK	REG	CHILDREN'S PLAY AREA AND EQUIPMENT	\$2,000,000
MACARTHUR PARK	REG	REFURBISH BOATHOUSE, RECREATION BUILDING, SIGNAL BUILDING AND BANDDSHELL, FENCING AND EDGE TREATMENT	\$2,000,000
MACARTHUR PARK LAKE	REG	WATER QUALITY AND FILTRATION IMPPROVEMENTS AT LAKE	\$600,000
OBSERVATORY	REG	IMPLEMENTATION OF MASTER PLAN IMPROVMTS	\$10,000,000
ORCUTT RANCH	REG	REFURBISH BUILDING AND GROUNDS, ADA ACCESS IMPROVEMENTS	\$2,000,000
POINT FERMIN PARK	REG	BLOCK WALL REPAIR ON PERIMETER, RETAINING WALL, LIGHTHOUSE IMPROVEMENTS AND IRRIGATION UPGRADE	\$2,000,000
POTRERO CANYON	REG	STABILIZATION AND GRADING OF HILLSIDE AND CANYON, OUTDOOR PARK DEVELOPMENT INCLUDING LANDSCAPING & IRRIGATION OF SUMMIT	\$5,000,000
RIM-OF-THE-VALLEY TRAILS	REG	CONSTRUCTION AND REPAIR OF EQUESTRIAN/PEDESTRIAL TRAIL SYSTEM	\$2,000,000
S/E VALLEY ROLLER & SKATEBOARD RINK	REG	ACQUISITION AND CONSTRUCTION OF ROLLER AND SKATEBOARD RINK IN SE SAN FERNANDO VALLEY	\$4,000,000
SANTA MONICA MOUNTAINS	REG	PROPERTY ACQUISITION FOR OPEN SPACE AND REC. IN SANTA MONICA MOUNTAINS BETWEEN LAUREL CANYON VLBD AND 405 FREEWAY	\$5,000,000
SEPULVEDA BASIN	REG	BIKEPATH; PARKING; PICNIC AND RESTROOM FACILITIES; SOCCER FIELD DEVELOPMENT	\$5,000,000
SEPULVEDA BASIN – HJELTE FIELD	REG	NEW ATHLETIC FIELDS, LIGHTING, PARKING	\$1,000,000
SEPULVEDA BASIN – LAKE BALBOA	REG	UPGRADE IRRIGATION SYSTEM TO WATER CONSERVATION STANDARDS	\$2,00,000
SEPULVEDA GARDEN CENTER	REG	CONSTRUCT MODERN FACILITY	\$1,000,000
SLAUSON/COMPTON PARK	REG	PARK DEVELOPMENT	\$1,500,000
SOUTHERN PACIFIC TRAILS	REG	BEAUTIFICATION OF RAIL ROAD RIGHT OF WAY FROM LA RIVER TO COLISEUM, LANDSCAPING, TRAILS, IRRIGATION	\$2,500,000
SOUTH CENTRAL SPORTS ACTIVITY CENTER	REG	ACQUISITION OF BUILDING & DEVELOPMENT	\$2,750,000
ZOO	REG	CONSTRUCT AND DEVELOP CHILDREN'S DISCOVERY AREA	\$11,000,000
		SUBTOTAL	\$119,650,000
<b>NEIGHBORHOOD PARK FACILITIES</b>			
ALPINE RECREATION CENTER	1	PROPERTY ACQUISITION FOR PARK EXPANSION	\$1,000,000
BOXING GYMNASIUM	1	CONSTRUCTION OF NEW BOXING GYM	\$2,000,000

CD = Council District  
REG = Regional  
CW = City Wide

<b>FACILITY</b>	<b>CD</b>	<b>PROJECT</b>	<b>COST</b>
ECHO PARK	1	BUILDING REFURBISHMENT, ADA IMPROVEMENTS, OUTDOOR RESTROOMS, ROADWAYS & PATHWAYS	\$1,000,000
LINCOLN HEIGHTS JR. ARTS CENTER	1	REFURBISH, RETOFIT AND CONVERT CITY BUILDING INTO A JR. ARTS CENTER	\$1,000,000
LINCOLN HEIGHTS YOUTH CENTER	1	REHABILITATE CITY BUILDING TO SERVE AS YOUTH CENTER	\$1,000,000
NORTHEAST ROLLER HOCKEY RINK	1	ACQUIRE & CONSTRUCT NEW ROLLER HOCKEY RINK	\$3,000,000
MID VALLEY MULTI-PURPOSE CENTER	2	ACQUIRE LAND AND CONSTRUCT NEW SENIOR CENTER	\$2,500,000
NORTH HOLLYWOOD MULTI-PURPOSE CENTER	2	SENIOR CITIZEN CENTER, ADMINISTRATION & SERVICE CENTER, RANGER SUBSTATION	\$2,000,000
NORTH HOLLYWOOD SKATE FACILITY	2	DEVELOP ROLLER HOCKEY, SKATEBOARD, BMX FACILITY, WITH PARKING	\$1,000,000
STONEHURST RECREATION CENTER	2	FACILITY UPGRADES	\$500,000
CANOGA PARK JR. ARTS CENTER	3	REFURBISH, RETOFIT AND CONVERT CITY BUILDING INTO A JR. ARTS CENTER	\$1,800,000
RESEDA RECREATION CENTER	3	POOL BUILDING IMPROVEMENTS	\$1,000,000
RESEDA SKATE FACILITY	3	ACQUISITION AND CONSTRUCTION OF ICE HOCKEY AND ROLLER BLADING FACILITY	\$4,000,000
SHADOW RANCH	3	FACILITY RENOVATION, BALLFIELD IMPROVEMENTS, FENCING, IRRIGATION	\$1,500,000
WESTHILLS PARK	3	PARKING LOT AND RESTROOM IMPROVEMENTS; PARK EXPANSION	\$500,000
CAMPO DE CAHUENGA	4	FACILITY ENHANCEMENTS	\$200,000
NORTH HOLLYWOOD PARK	4	REFURBISHMENT OF PARKING LOT, IRRIGATION, GYM FLOOR, POOL UPGRADES, RESTROOM	\$1,000,000
PAN PACIFIC PARK	4	GYM & PERIMETER FENCING, IRRIGATION, SPORTSFIELD IMPROVEMENTS, WALK AND JOG PATHS, CHILD PLAY AREA	\$3,000,000
ROBERT BURNS PARK	4	FACILITY ENHANCEMENTS	\$200,000
RUNYON CANYON PARK	4	PROPERTY ACQUISITION FOR PARK EXPANSION	\$2,500,000
SOUTH WEDDINGTON PARK	4	FACILITY ENHANCEMENTS	\$200,000
WOODBIDGE PARK	4	FACILITY ENHANCEMENTS	\$200,000
POINSETTIA RECREATION CENTER	5	ACQUIRE LAND FOR PARKING LOT, BUILDING AND LANDSCAPE REFURBISHMENTS	\$2,000,000
ROBERTSON RECREATION CENTER	5	CONSTRUCT MODERN GYMNASIUM, COMMUNITY CENTER, CHILD CARE CENTER, PERIMETER IMPROVEMENTS	\$3,000,000

CD = Council District  
REG = Regional  
CW = City Wide

FACILITY	CD	PROJECT	COST
STUDIO CITY	5	CONSTRUCT MODERN GYM, COMMUNITY CENTER, LANDSCAPE AND IRRIGATION	\$3,000,000
VAN NUYS SHERMAN OAKS PARK	5	CONSTRUCT MODERN RECREATION BUILDING	\$2,000,000
OAKWOOD JR. ARTS CENTER	6	REFURBISH, RETOFIT AND CONVERT VENICE LIBRARY INTO A JR. ARTS CENTER	\$500,000
VAN NESS RECREATION CENTER	6	CONSTRUCT MODERN RECREATION BUILDING	\$2,000,000
WESTCHESTER RECREATION CENTER	6	FACILITY ENHANCEMENTS	\$1,000,000
BLYTHE ST. RECREATION CENTER	7	ACQUISITION OF LAND FOR NEW RECREATION CENTER	\$250,000
BLYTHE ST. RECREATION CENTER	7	CONSTRUCT RECREATION CENTER	\$2,000,000
SEPULVEDA PARK WEST	7	ACQUISITION OF LAND FOR NEW RECREATION FACILITIES	\$1,000,000
SEPULVEDA PARK WEST	7	CONSTRUCT NEW RECREATION FACILITIES	\$2,500,000
SUN VALLEY JR. ARTS CENTER	7	ACQUIRE, REFURBISH, RETOFIT AND CONVERT BUILDING IN SUN VALLEY INTO A JR. ARTS CENTER	\$1,800,000
SUN VALLEY RECREATION CENTER	7	BUILDING REFURBISHMENTS	\$200,000
ALGIN SUTTON RECREATION CENTER	8	CONSTRUCTION OF NEW POOL BUILDING	\$800,000
DENKER PARK	8	CONSTRUCT MODERN RECREATION FACILITY	\$2,500,000
GREEN MEADOWS RECREATION CENTER	8	CONSTRUCT MODERN RECREATION CENTER, SPORTS FIELD IMPROVEMENTS, FENCING	\$3,000,000
JIM GILLIAN RECREATION CENTER	8	BUILDING SECURITY, SECURITY FENCING, PARKING LOT IMPROVEMENTS, LIGHTING	\$500,000
MANCHESTER JR. ARTS CENTER	8	REFURBISH, RETOFIT AND CONVERT CITY BUILDING INTO A JR. ARTS CENTER	\$1,800,000
CENTRAL RECREATION CENTER	9	BUILDING REFURBISHMENT AND PARK DEVELOPMENT	\$1,000,000
CENTRAL RECREATION CENTER	9	ACQUISITION OF PROPERTY FOR PARK EXPANSION	\$1,000,000
ENGINE COMPANY 23 ARTS CENTER	9	REFURBISH, RETOFIT AND CONVERT ENGINE COMPANY 23 INTO AN ARTS CENTER TO SERVE YOUTH	\$2,300,000
FORT MOORE PARK	9	RESTORATION OF HISTORIC FOUNTAIN THROUGH ACQUISITION OR JOINT-USE AGREEMENT WITH LAUSD	\$500,000
FRED ROBERTS RECREATION CENTER	9	CONSTRUCT MODERN RECREATION CENTER	\$2,500,000
HOPE AND VENICE AREA PARK	9	ACQUISITION AND DEVELOPMENT OF COMMUNITY CENTER	\$1,000,000

CD = Council District  
REG = Regional  
CW = City Wide

FACILITY	CD	PROJECT	COST
ROSS SNYDER	9	CONSTRUCT MODERN RECREATION BLDG/GYM, PARKING LOT IMPROVMTS, SECURITY LIGHTING	\$2,500,000
TRINITY RECREATION CENTER	9	ACQUISITION FOR PARK EXPANSION	\$500,000
ARDMORE RECREATION CENTER	10	EXPAND GYMNASIUM; INSTALL FENCING AND EDGE TREATMENT	\$1,000,000
LAFAYETTE PARK	10	CONSTRUCT MODERN, MULTI-STORY RECREATION BLDG; OUTDOOR PARK DEVELOPMENT AND RESTROOMS	\$5,000,000
QUEEN ANNE RECREATION CENTER	10	ACQUISITION FOR PARK AND FACILITY EXPANSION	\$1,500,000
RANCHO CIENEGA SPORTS CENTER	10	CONSTRUCT FITNESS ANNEX	\$2,000,000
CRESTWOOD HILLS PARK	11	FACILITY ENHANCEMENTS	\$200,000
ENCINO PARK	11	FACILITY ENHANCEMENTS, LIGHTING	\$250,000
PACIFIC PALISADES RECREATION CENTER	11	CONSTRUCT MODERN RECREATION CENTER	\$1,000,000
RUSTIC CANYON RECREATION CENTER	11	FACILITY ENHANCEMENTS, IRRIGATION	\$500,000
SERRANIA PARK	11	CONSTRUCT PUBLIC RESTROOMS	\$250,000
DEARBORN PARK	12	CONSTRUCT PUBLIC RESTROOMS, IRRIGATION	\$500,000
DEVONSHIRE HOUSE	12	RENOVATE BUILDING, OUTDOOR LANDSCAPING	\$500,000
GRANADA HILLS	12	CONSTRUCT MODERN RECREATION CENTER, REFURBISH SPORTSFIELDS	\$3,000,000
NORTHRIDGE RECREATION CENTER	12	FACILITY ENHANCEMENTS, SPORTSFIELD IMPROVEMENTS	\$500,000
PARTHENIA PARK	12	FACILITY ENHANCEMENTS	\$200,000
STETSON RANCH	12	LAND ACQUISITION, FACILITY EXPANSION	\$1,000,000
HOLLYWOOD RECREATION CENTER	13	CONSTRUCT MODERN GYM AND POOL BUILDINGS	\$3,000,000
JUNTOS PARK	13	ACQUISITION FOR DEVELOPMENT INTO PARK WITH LANDSCAPING, PICNIC TABLES, PLAYGROUND AND RESTROOMS	\$750,000
VIRGIL VILLAGE	13	ACQUISITION AND DEVELOPMENT OF LAND FOR SOCCER FIELD	\$2,500,000
YUCCA PARK	13	CONSTRUCT YOUTH RECREATION CENTER	\$1,000,000
ALISO PICO	14	CONSTRUCT MODERN GYMNASIUM FOR INDOOR SPORTS	\$1,500,000
HAZARD PARK	14	REFURBISH INTERIOR OF GYM	\$250,000
HIGHLAND PARK JR. ARTS CENTER	14	REFURBISH, REPROFIT AND CONVERT CITY BUILDING INTO A JR. ARTS CENTER	\$1,800,000
PECAN PARK	14	CONSTRUCT A GYMNASIUM FOR INDOOR SPORTS	\$2,500,000

CD = Council District  
REG = Regional  
CW = City Wide

FACILITY	CD	PROJECT	COST
YOSEMITE RECREATION CENTER	14	CONSTRUCT MODERN RECREATION CENTER, OUTDOOR PARK DEVELOPMENT, IRRIGATION	\$2,500,000
EAST WILMINGTON	15	CONSTRUCT MODERN RECREATION CENTER	\$2,000,000
NORMANDEALE RECREATION CENTER	15	ACQUISITION AND DEVELOPMENT OF LAND FOR PARK EXPANSION	\$2,000,000
WATTS JR. ARTS CENTER	15	ACQUIRE AND CONSTRUCT A JR. ARTS CENTER	\$3,000,000
WILMINGTON RECREATION CENTER	15	RENOVATE GYM, NEW BASEBALL FIELD AND LIGHTS, IRRIGATION, PARKING LOT	\$1,500,000
		SUBTOTAL	\$113,950,000

**COMPETITIVE GRANTS\***

\*THE CITY COUNCIL BY ORDINANCE WILL ESTABLISH AN OPEN AND COMPETITIVE PROCESS TO ALLOCATE THESE GRANT TO NONPROFIT ORGANIZATIONS, GOVERNMENT ENTITIES, AND CITY DEPARTMENTS

REGIONAL REC/EDUCATIONAL FACILITIES	CW	COMPETITIVE GRANTS FOR THE CITY AND NONPROFITS TO DO CAPITAL IMPROVEMENTS AT REGIONAL RECREATION/EDUCATIONAL FACILITIES	\$20,000,000
NEIGHBORHOOD AT-RISK YOUTH REC FACILITIES	CW	COMPETITIVE GRANT FOR THE CITY AND NONPROFITS TO DO CAPITAL IMPROVEMENTS AT NEIGHBORHOOD AT-RISK YOUTH REC FACILITIES	\$20,000,000
YOUTH SCHOOLS/RECREATIONAL PROJECTS	CW	FUND RECREATIONAL IMPROVEMENTS AT SCHOOLS UNDER JOINT-USE AGREEMENTS WITH DEPARTMENT OF RECREATION AND PARKS	\$20,000,000
AQUATICS UPGRADES	CW	COMPETITIVE GRANTS FOR THE CITY AND NONPROFITS TO UPGRADE & EXPAND POOL FACIL, WATER PLAYGROUNDS AND SLIDES	\$16,000,000
ATHLETIC FIELDS	CW	COMPETITIVE GRANTS FOR THE CITY AND NONPROFITS TO MAKE IMPROVEMENTS TO ATHLETIC FIELDS AND COURTS	\$16,650,000
LIGHTING	CW	COMPETITIVE GRANTS FOR CITY AND NONPROFITS FOR LIGHTING OF SPORTSFIELDS, TENNIS COMPLEX AND BASEBALL DIAMONDS	\$16,000,000
URBAN GREENING	CW	COMPETITIVE GRANTS FOR CITY AND NONPROFITS FOR GREENERY FOR GRAFFITI PREVENTION, TREE PLANTING AND COMMUNITY GARDENS	\$15,000,000
ACQUISITION OF PARKS/NATURAL LANDS	CW	COMPETITIVE GRANTS FOR CITY OR CITY/PRIVATE PARTNERSHIP TO ACQUIRE LAND TO BE OWNED BY THE CITY	\$20,000,000
		SUBTOTAL	\$143,650,000

**CHILD RECREATION FACILITIES**

CD = Council District  
 REG = Regional  
 CW = City Wide

<b>FACILITY</b>	<b>CD</b>	<b>PROJECT</b>	<b>COST</b>
DOWNEY RECREATION CENTER	1	CONSTRUCTION OF CHILDCARE CENTER TO ENHANCE RECREATIONAL OPPORTUNITIES FOR CHILDREN	\$950,000
ECHO PARK AREA	1	CONSTRUCTION OF CHILDCARE CENTER TO ENHANCE RECREATIONAL OPPORTUNITIES FOR CHILDREN	\$950,000
BRANFORD RECREATION CENTER	2	CONSTRUCTION OF CHILDCARE CENTER TO ENHANCE RECREATIONAL OPPORTUNITIES FOR CHILDREN	\$950,000
TARZANA RECREATION CENTER	3	CONSTRUCTION OF CHILDCARE CENTER TO ENHANCE RECREATIONAL OPPORTUNITIES FOR CHILDREN	\$950,000
MAR VISTA GARDENS RECREATION CENTER	6	CONSTRUCTION OF CHILDCARE CENTER TO ENHANCE RECREATIONAL OPPORTUNITIES FOR CHILDREN	\$1,300,000
PALMS RECREATION CENTER	6	CONSTRUCTION OF CHILDCARE CENTER TO ENHANCE RECREATIONAL OPPORTUNITIES FOR CHILDREN	\$950,000
VAN NESS RECREATION CENTER	6	CONSTRUCTION OF CHILDCARE CENTER TO ENHANCE RECREATIONAL OPPORTUNITIES FOR CHILDREN	\$1,300,000
HUBERT HUMPHREY RECREATION CENTER	7	CONSTRUCTION OF CHILDCARE CENTER TO ENHANCE RECREATIONAL OPPORTUNITIES FOR CHILDREN	\$2,000,000
ROGER JESSUP RECREATION CENTER	7	CONSTRUCTION OF CHILDCARE CENTER TO ENHANCE RECREATIONAL OPPORTUNITIES FOR CHILDREN	\$1,300,000
ALGIN SUTTON RECREATION CENTER	8	CONSTRUCTION OF CHILDCARE CENTER TO ENHANCE RECREATIONAL OPPORTUNITIES FOR CHILDREN	\$950,000
EXPOSITION RECREATION CENTER	8	CONSTRUCTION OF CHILDCARE CENTER TO ENHANCE RECREATIONAL OPPORTUNITIES FOR CHILDREN	\$1,300,000
LOREN MILLER RECREATION CENTER	8	CONSTRUCTION OF CHILDCARE CENTER TO ENHANCE RECREATIONAL OPPORTUNITIES FOR CHILDREN	\$1,300,000
BALDWIN HILLS RECREATION CENTER	10	CONSTRUCTION OF CHILDCARE CENTER TO ENHANCE RECREATIONAL OPPORTUNITIES FOR CHILDREN	\$950,000
MASON PARK	12	CONSTRUCTION OF CHILDCARE CENTER TO ENHANCE RECREATIONAL OPPORTUNITIES FOR CHILDREN	\$1,300,000
WINNETKA RECREATION CENTER	12	CONSTRUCTION OF CHILDCARE CENTER TO ENHANCE RECREATIONAL OPPORTUNITIES FOR CHILDREN	\$1,300,000
GLASSELL RECREATION CENTER	13	CONSTRUCTION OF CHILDCARE CENTER TO ENHANCE RECREATIONAL OPPORTUNITIES FOR CHILDREN	\$1,300,000
EAGLE ROCK RECREATION CENTER	14	CONSTRUCT CHILDCARE CENTER; RENOVATION OF WALKWAYS, SLOPES, OUTDOOR STAGE, GYM, AIR CONDITIONING, IRRIGATION	\$2,500,000

CD = Council District  
REG = Regional  
CW = City Wide

<b>FACILITY</b>	<b>CD</b>	<b>PROJECT</b>	<b>COST</b>
EVERGREEN RECREATION CENTER	14	CONSTRUCTION OF CHILDCARE CENTER TO ENHANCE RECREATIONAL OPPORTUNITIES FOR CHILDREN	\$950,000
ROSECRANS RECREATION CENTER	15	CONSTRUCTION OF CHILDCARE CENTER TO ENHANCE RECREATIONAL OPPORTUNITIES FOR CHILDREN	\$1,300,000
SUBTOTAL			\$23,800,000
<b>ATHLETIC FIELDS/OUTDOOR DEVELOPMENT</b>			
ECHO PARK	1	IMPROVEMENTS TO ATHLETIC FIELDS	\$700,000
LINCOLN PARK	1	OUTDOOR REFURBISHMENT INCLUDING ATHLETIC AND PICNIC FACILITIES, ROADWAYS, RESTROOMS, EROSION CONTROL IRRIGATION	\$2,000,000
LINCOLN PARK LAKE	1	WATER QUALITY AND FILTRATION IMPROVEMENTS AT LAKE	\$600,000
BRADFORD RECREATION CENTER	2	OUTDOOR REFURBISHMENT; BALL DIAMONDS, PAVING, IRRIGATION, GYM FLOOR	\$1,000,000
LITTLE LANDERS/BOLTON HALL	2	REFURBISH GROUNDS AND ACCESS PATHS, CONSTRUCT NEW RESTROOMS	\$1,000,000
SEPULVEDA RECREATION CENTER	2	OUTDOOR REFURBISHMENT; IMPROVEMENTS TO ATHLETIC FIELDS, SWIMMING POOL	\$500,000
SUNLAND RECREATION CENTER	2	IMPROVEMENTS TO ATHLETIC FIELDS; NEW FIELD RESTROOMS, PARKING IMPROVEMENTS	\$2,500,000
CASTLE PEAK PARK	3	OUTDOOR REFURBISHMENT, RESTROOMS	\$200,000
KNAPP RANCH	3	SPORTSFIELD LIGHTING IMPROVEMENTS	\$200,000
LAZY J PARK	3	OUTDOOR REFURBISHMENT, RESTROOMS	\$200,000
RESEDA PARK LAKE	3	WATER QUALITY AND FILTRATION IMPROVEMENTS AT LAKE	\$600,000
GRIFFITH RECREATION CENTER	4	IMPROVEMENTS TO ATHLETIC FIELDS, SWIMMING POOLS, OR RECREATION CENTER	\$1,000,000
WATTLES PARK	4	EROSION AND DRAINAGE IMPROVEMENTS	\$500,000
WEST WILSHIRE	4	IMPROVEMENTS TO ATHLETIC FIELDS, SWIMMING POOLS, OR RECREATION CENTER	\$1,000,000
VAN NUYS SHERMAN OAKS PARK	5	NEW SOCCER FIELDS, REFURBISH BASEBALL FIELDS, LANDSCAPING IMPROVEMENTS, IRRIGATION SYSTEM	\$2,000,000
CHEVIOT HILLS	6	PERIMETER FENCING, PARKING LOT IMPROVEMENTS, IRRIGATION	\$1,000,000
CHEVIOT HILLS	6	IMPROVEMENTS TO ATHLETIC FIELDS, SWIMMING POOLS, OR RECREATION CENTER	\$1,000,000

CD = Council District  
REG = Regional  
CW = City Wide

<b>FACILITY</b>	<b>CD</b>	<b>PROJECT</b>	<b>COST</b>
OAKWOOD RECREATION CENTER	6	FENCING, SPORTSFIELDS, FACILITY ENHANCEMENTS	\$1,500,000
VAN NESS RECREATION CENTER	6	IMPROVEMENTS TO ATHLETIC FIELDS, SWIMMING POOLS, CHILDREN'S PLAY AREA, IRRIGATION	\$1,000,000
VISTA DEL MAR PARK	6	INSTALL NEW PLAY EQUIPMENT, PICNIC AREAS	\$200,000
BRAND PARK	7	REFURBISHMENT OF MEMORY GARDENS AND RESTROOMS	\$500,000
RITCHIE VALENS RECREATION CENTER	7	SPORTFIELD LIGHTING	\$250,000
SUN VALLEY REC CTR	7	IMPROVEMENTS TO ATHLETIC FIELDS; NEW FIELD RESTROOMS	\$500,000
CHESTERFIELD SQUARE PARK	8	ARCHITECTURAL LANDSCAPING AND BENCHES	\$500,000
NORMAN HOUSTON PARK	8	PARK DEVELOPMENT	\$200,000
ST. ANDREWS RECREATION CENTER	8	OUTDOOR SPORTS DEVELOPMENT	\$500,000
GILBERT LINDSAY	9	IMPROVEMENTS TO SPORTS FIELDS, FENCING, OUTDOOR RESTROOMS, BUILDING RENOVATION	\$1,000,000
SLAUSON RECREATION CENTER	9	IMPROVEMENTS TO ATHLETIC FIELDS OR RECREATION CENTER	\$1,000,000
SOUTH PARK	9	IMPROVEMENTS TO ATHLETIC FIELDS; BANDSHELL IMPROVEMENTS	\$1,000,000
BALDWIN HILLS RECREATION CENTER	10	IMPROVEMENTS TO ATHLETIC FIELDS & RECREATION CENTER; NEW PLAYGROUND	\$1,000,000
RANCHO CIENEGA SPORTS CENTER	10	IMPROVEMENTS TO ATHLETIC FIELDS, BLEACHERS, PARKING LOT, PICNIC AREA, IRRIGATION & FENCING	\$1,000,000
REYNIER PARK	10	OUTDOOR PARK DEVELOPMENT	\$250,000
MAR VISTA RECREATION CENTER	11	OUTDOOR SPORTS FIELD IMPROVEMENTS & FENCING; PERIMETER FENCING	\$1000,000
PACIFIC PALISADES RECREATION CENTER	11	SPORTSFIELD, IRRIGATION, ASPHALT WALKWAY IMPROVEMENTS	\$500,000
STONER RECREATION CENTER	11	OUTDOOR SPORTS FIELD IMPROVEMENTS & FENCING; PERIMETER FENCING	\$1,000,000
ANDRES PICO ADOBE	12	RENOVATE OUTDOOR AREAS, RESTROOMS, LIGHTING	\$700,000
CHATSWORTH PARK SOUTH	12	OUTDOOR PARK DEVELOPMENT, PARKING LOT IMPROVEMENTS	\$700,000
BELLEVUE RECREATION CENTER	13	OUTDOOR REFURBISHMENT	\$2,000,000
DELONGPRE PARK	13	OUTDOOR DEVELOPMENT, PLAY EQUIPMENT, LIGHTING, FENCING	\$250,000
ECHO PARK LAKE	13	WATER QUALITY AND FILTRATION IMPROVEMENTS AT LAKE	\$600,000
LASORDA FIELD OF DREAMS	13	IMPROVEMENTS TO ATHLETIC FIELDS, FIELDHOUSE, & RESTROOMS	\$1,000,000

CD = Council District  
REG = Regional  
CW = City Wide

<b>FACILITY</b>	<b>CD</b>	<b>PROJECT</b>	<b>COST</b>
LEMON GROVE	13	OUTDOOR SPORTS FIELD DEVELOPMENT	\$1,000,000
ARROYO SECO	14	OUTDOOR REFURBISHMENT TO INCLUDE LIGHTING, NEW PLAY EQUIPMENT IN AREA CLOSE TO RESIDENTS, IRRIGATION	\$750,000
EAGLE ROCK MONUMENT	14	IRRIGATION AND NEW LANDSCAPING	\$250,000
HAZARD PARK	14	OUTDOOR DEVELOPMENT; SOCCER FIELDS, VOLLEYBALL AREA, BAR-B-Q GRILLS & TABLES, LIGHTING, WALKWAYS	\$600,000
HOLLENBECK PARK	14	IMPROVE PARKING FACILITIES, WALKWAYS,& LIGHTING, DRINKING FOUNTAINS, WATER SYSTEM, BANDSHELL	\$400,000
RAMON GARCIA REC CENTER	14	OUTDOOR PARK DEVELOPMENT, PARKING	\$400,000
SAN PASQUAL	14	OUTDOOR PARK DEVELOPMENT, IRRIGATION	\$400,000
109TH STREET RECREATION CENTER	15	OUTDOOR SPORTS DEVELOPMENT, FIELD LIGHTING	\$500,000
BANNING PARK	15	IMPROVEMENTS TO ATHLETIC FIELDS, RECREATION CENTER AND WALKING PATHS	\$1,000,000
GAFFEY STREET POOL	15	RENOVATION OF SWIMMING POOL	\$1,000,000
PECK PARK	15	IMPROVEMENTS TO ATHLETIC FIELDS, POOLS, OR RECREATION CENTER, PARKING LOT, WALKWAYS, IRRIGATION, PICNIC AREAS	\$1,000,000
		SUBTOTAL	\$41,450,00

## **ATTACHMENTS:**

**ATTACHMENT 1: ONE YEAR PLAN FOR PROGRAM YEAR 30**

**ATTACHMENT 2: A LIST OF PROJECTS (YEAR 30)**

**ATTACHMENT 3: B LIST OF PROJECTS FOR PROGRAM YEAR 30**

**ATTACHMENT 4: C LIST: REMAINING UNFUNDED AND/OR UNDERFUNDED PROJECTS**

**NOTE:** For purposes of the 2026-27 Proposition K Assessment Report, the above-listed attachments are presented as attachments to the Assessment Report, with the same attachment number as listed above. Once those attachments are approved by the City Council, the final approved attachment documents will be incorporated into the final Engineer's Report that will be filed with the City Clerk and the County Clerk and will be submitted to the County Assessor and the County Auditor-Controller as part of the documentation required to process collection of the 2026-27 Proposition K assessment through the property tax bills sent to affected property owners.

RESOLUTION

A Resolution of Intention to Levy and Collect Annual Assessments for the fiscal year 2026-27 for City of Los Angeles Landscaping and Lighting District No. 96-1, pursuant to provisions of the Landscaping and Lighting Act of 1972 (California Streets and Highways Code Sections 22500-22679).

**WHEREAS**, on November 5, 1996, voters in the City of Los Angeles approved Proposition K (also known as the L.A. for Kids Program), which authorized the formation of City of Los Angeles Landscaping and Lighting District No. 96-1 (District) and approved the levy and collection of an annual assessment of \$25 million within the District for a period of thirty (30) years for the purpose of funding the acquisition of land or land and improvements, and for the development, improvement, restoration, and maintenance of improvements funded by the District, for parks, open spaces, and recreation and community facilities;

**WHEREAS**, the proposed assessments received approval of a majority of the voters prior to the passage of Proposition 218, and therefore are exempt from the procedures and approval process set forth in Section 4 of Proposition 218;

**WHEREAS**, the Los Angeles City Council on January 21, 2026, adopted a resolution instructing the City Engineer to prepare a report and ordinance of intention pursuant to the provisions of the Landscaping and Lighting Act of 1972 (California Streets and Highways Code Sections 22500 – 22679); and

**WHEREAS**, the total net amount proposed to be assessed in the District for fiscal year 2026-27 is not an increase from the amount authorized by Proposition K.

**NOW, THEREFORE,**

**THE COUNCIL OF THE CITY OF LOS ANGELES  
HEREBY RESOLVES AS FOLLOWS:**

Section 1. The City Council hereby declares its intention to determine that the public interest, convenience and necessity require the levy and collection of assessments for the fiscal year 2026-27 in City of Los Angeles Landscaping and Lighting District No. 96-1, to provide funding for the acquisition of land or land and improvements, and for the development, improvement, restoration, and maintenance of improvements funded by the District, for parks, open spaces, and recreation and community facilities in the District.

Sec. 2. The City Council hereby adopts, approves and confirms the Engineer's Report, which includes the L.A. for Kids Steering Committee ONE YEAR PLAN, the A LIST of the improvement projects, and the diagram for the District and the Assessment; orders the report be filed with the City Clerk; and sets the matter for public hearing as specified herein in Section 8. The L.A. for Kids Steering Committee ONE YEAR PLAN

(Plan) specifies in detail which acquisitions and improvements are planned for fiscal year 2026-27, and describes the locations of the improvements to be funded by the District. The A LIST of the Plan includes projects planned for fiscal year 2026-27. All projects on the A LIST are subject to environmental analysis pursuant to the California Environmental Quality Act (CEQA), and the environmental analysis process has already been completed or will be completed prior to adoption of the ordinance ordering confirmation, levy and collection of annual assessment or as required by law. A Categorical Exemption, Environmental Impact Report, Mitigated Negative Declaration, or Negative Declaration has been or is being prepared and a Notice of Exemption or Notice of Determination has been or will be filed when applicable. The Engineer's Report also describes the boundaries of the Assessment District, and the method and rationale for spreading the proposed assessment in proportion to the benefit received by each lot or parcel of land within the District. The Engineer's Report is incorporated herein as though set forth in full.

Sec. 3. The City Council hereby reaffirms that the boundaries of the City of Los Angeles Landscaping and Lighting District No. 96-1 shall be coterminous with the boundaries of the City of Los Angeles. Every lot or each parcel of land within the City boundaries shall be included in the District.

Sec. 4. The City Council hereby declares that the public interest, convenience, and necessity require, and that it is the intention of said City Council to order, that the expense necessary for the acquisition of land or land and improvements, and for the development, improvement, restoration, and maintenance of improvements funded by the District, for parks, open spaces, and recreation and community facilities, including repairs, replacement, utilities, care, supervision, and all other items necessary for proper maintenance and operation of the Assessment District improvements shall be assessed upon each lot or parcel of land lying within the District in proportion to the estimated benefits received from the improvements.

Sec. 5. The City Council hereby declares that the amounts to be assessed for the expense of such acquisition of land or land and improvements, and of the development, improvement, restoration, and maintenance of improvements funded by the District, shall be levied and collected at the same time and in the same manner and by the same officers as County property taxes are levied and collected. All laws providing for the collection and enforcement of County property taxes shall be applied to the collection and enforcement of the assessments, and all assessments collected shall be disbursed and expended for the acquisition of land or land and improvements, and for the development, improvement, restoration, and maintenance of improvements funded by the District, for parks, open spaces, and recreation and community facilities in the District, all as described in the Engineer's Report.

Sec. 6. The City Council hereby declares that any lot or parcel of land owned by a public agency such as a city, County, State and the federal government, will not be assessed except when such property is not devoted to a public use. Rights-of-way that are owned by public utilities and railroad operating rights-of-way are also exempt from

assessment.

Sec. 7. The City Council hereby declares that the proceedings for the levy and collection of assessments of the aforesaid District shall be in accordance with the State of California Landscaping and Lighting Act of 1972 (California Streets and Highways Code Sections 22500 – 22679).

Sec. 8. The City Council hereby sets a public hearing on the day of May 26, 2026 at the hour of 10:00 a.m., or as soon thereafter as City Council business permits, and on any hours and days for continued hearing as ordered by the City Council, in the John Ferraro Council Chamber, Room 340, City Hall, 200 North Spring Street, Los Angeles, California, as the time and place when and where any and all persons having any objections to the levy and collection of the assessments for the acquisition of land or land and improvements, and for the development, improvement, restoration, and maintenance of improvements funded by the District, for parks, open spaces, and recreation and community facilities for the District, may appear before the City Council and show cause why the expense of the acquisition of any land or land and improvements, developing, improving, restoring, and maintaining these improvements, and the installation and construction of any facilities necessary or convenient to the District, should not be assessed as described and proposed herein.

Sec. 9. Written Protest; Grounds; Withdrawal: Any interested person may, prior to the conclusion of the public hearing, file a written protest with the City Clerk or, having previously filed a protest, file a written withdrawal of that protest. A written protest shall state all grounds of objection. Protest by a property owner shall contain a description sufficient to identify the property owned by that person.

Sec. 10. The City Clerk shall cause the notice of the public hearing, in the form and manner specified in Section 6061 of the California Government Code, to be published in a newspaper published at least once a week and circulated in the City of Los Angeles, which is hereby designated for that purpose. The publication of notice shall be completed at least ten calendar days before the public hearing date.

Sec. 11. This resolution shall take effect upon its passage.

**Attachment 9**

I hereby certify that this Resolution was approved by the Council of the City of Los Angeles at its meeting of \_\_\_\_\_.

PATRICE LATTIMORE, City Clerk

By \_\_\_\_\_  
Deputy

File No. 25-1533

ORDINANCE NO. \_\_\_\_\_

An ordinance of intention to levy and collect Proposition K annual assessments for fiscal year 2026-27 for City of Los Angeles Landscaping and Lighting District No. 96-1.

**WHEREAS**, on November 5, 1996, voters in the City of Los Angeles approved Proposition K (also known as the L.A. for Kids Program), which authorized the formation of City of Los Angeles Landscaping and Lighting District No. 96-1 (District) and approved the levy and collection of an annual assessment of \$25 million within the District for a period of thirty (30) years for the purpose of funding the acquisition of land or land and improvements, and for the development, improvement, restoration, and maintenance of improvements funded by the District, for parks, open spaces, and recreation and community facilities;

**WHEREAS**, the proposed assessments received the approval of a majority of the voters prior to the passage of Proposition 218, and therefore are exempt from the procedures and approval process set forth in Section 4 of Proposition 218;

**WHEREAS**, the Los Angeles City Council on January 21, 2026, adopted a resolution instructing the City Engineer to prepare a report and ordinance of intention pursuant to the provisions of the Landscaping and Lighting Act of 1972 (California Streets and Highways Code Sections 22500 – 22679); and

**WHEREAS**, the total net amount proposed to be assessed in the District for fiscal year 2026-27 is not an increase from the amount authorized by Proposition K.

**NOW, THEREFORE,**

**THE PEOPLE OF THE CITY OF LOS ANGELES  
DO ORDAIN AS FOLLOWS:**

Section 1. The City Council hereby declares its intention to determine that the public interest, convenience and necessity require the levy and collection of assessments for the fiscal year 2026-27 in City of Los Angeles Landscaping and Lighting District No. 96-1, to provide funding for the acquisition of land or land and improvements, and for the development, improvement, restoration, and maintenance of improvements funded by the District, for parks, open spaces, and recreation and community facilities in the District.

Sec. 2. The City Council hereby adopts, approves, and confirms the Engineer's Report, which includes the L.A. for Kids Steering Committee ONE YEAR PLAN, the A LIST of the improvement projects, and the diagram for the District and the Assessment; orders the report be filed with the City Clerk; and sets the matter for public hearing as specified herein in Section 8. The L.A. for Kids Steering Committee ONE YEAR PLAN (Plan) specifies in detail which acquisitions and improvements are planned for fiscal

year 2026-27, and describes the locations of the improvements to be funded by the District. The A LIST of the Plan includes projects planned for fiscal year 2026-27. All projects on the A LIST are subject to environmental analysis pursuant to the California Environmental Quality Act (CEQA), and the environmental analysis process has already been completed or will be completed prior to adoption of the ordinance ordering confirmation, levy and collection of annual assessment or as required by law. A Categorical Exemption, Environmental Impact Report, Mitigated Negative Declaration, or Negative Declaration has been or is being prepared, and a Notice of Exemption or Notice of Determination has been or will be filed when applicable. The Engineer's Report also describes the boundaries of the Assessment District, and the method and rationale for spreading the proposed assessment in proportion to the benefit received by each lot or parcel of land within the District. The Engineer's Report is incorporated herein as though set forth in full.

Sec. 3. The City Council hereby reaffirms that the boundaries of the City of Los Angeles Landscaping and Lighting District No. 96-1 shall be coterminous with the boundaries of the City of Los Angeles. Every lot or each parcel of land within the City boundaries shall be included in the District.

Sec. 4. The City Council hereby declares that the public interest, convenience, and necessity require, and that it is the intention of the City Council to order, that the expense necessary for the acquisition of land or land and improvements, and for the development, improvement, restoration, and maintenance of improvements funded by the District, for parks, open spaces, and recreation and community facilities, including repairs, replacement, utilities, care, supervision, and all other items necessary for proper maintenance and operation of the Assessment District improvements shall be assessed upon each lot or parcel of land lying within the District in proportion to the estimated benefits received from the improvements.

Sec. 5. The City Council hereby declares that the amounts to be assessed for the expense of such acquisition of land or land and improvements, and of the development, improvement, restoration, and maintenance of improvements funded by the District, shall be levied and collected at the same time and in the same manner and by the same officers as County property taxes are levied and collected. All laws providing for the collection and enforcement of County property taxes shall be applied to the collection and enforcement of the assessments, and all assessments collected shall be disbursed and expended for the acquisition of land or land and improvements, and for the development, improvement, restoration, and maintenance of improvements funded by the District, for parks, open spaces, and recreation and community facilities in the District, all as described in the Engineer's Report.

Sec. 6. The City Council hereby declares that any lot or parcel of land owned by a public agency such as a city, County, State and the federal government, will not be assessed except when such property is not devoted to a public use. Rights-of-way that are owned by public utilities and railroad operating rights-of-way are also exempt from assessment.

Sec. 7. The City Council hereby declares that the proceedings for the levy and collection of assessments of the aforesaid District shall be in accordance with the State of California Landscaping and Lighting Act of 1972 (California Streets and Highways Code Sections 22500 – 22679).

Sec. 8. The City Council hereby sets a public hearing on the day of May 26, 2026 at the hour of 10:00 a.m., or as soon thereafter as City Council business permits, and on any hours and days for continued hearing as ordered by the City Council, in the John Ferraro Council Chamber, Room 340, City Hall, 200 North Spring Street, Los Angeles, California, as the time and place when and where any and all persons having any objections to the levy and collection of the assessments for the acquisition of land or land and improvements, and for the development, improvement, restoration, and maintenance of improvements funded by the District, for parks, open spaces, and recreation and community facilities for the District, may appear before the City Council and show cause why the expense of the acquisition of any land or land and improvements, developing, improving, restoring, and maintaining these improvements, and the installation and construction of any facilities necessary or convenient to the District, should not be assessed as described and proposed herein.

Sec. 9. Written Protest; Grounds; Withdrawal: Any interested person may, prior to the conclusion of the public hearing, file a written protest with the City Clerk or, having previously filed a protest, file a written withdrawal of that protest. A written protest shall state all grounds of objection. Protest by a property owner shall contain a description sufficient to identify the property owned by that person.

Sec. 10. The City Clerk shall cause the notice of the public hearing, in the form and manner specified in Section 6061 of the California Government Code, to be published in a newspaper published at least once a week and circulated in the City of Los Angeles, which is hereby designated for that purpose. The publication of notice shall be completed at least ten calendar days before the public hearing date.

Sec. 11. The City Clerk shall certify to the passage of this ordinance and have it published in accordance with City Council policy, either in a daily newspaper circulated in the City of Los Angeles or by posting for ten days in three public places in the City of Los Angeles: one copy on the bulletin board located at the Main Street entrance to the Los Angeles City Hall; one copy on the bulletin board located at the Main Street entrance to the Los Angeles City Hall East; and one copy on the bulletin board located at the Temple Street entrance to the Los Angeles County Hall of Records.

Approved as to Form and Legality

HYDEE FELDSTEIN SOTO, City Attorney

By \_\_\_\_\_  
STEVEN H. HONG  
Deputy City Attorney

Date \_\_\_\_\_

File No. 25-1533

The Clerk of the City of Los Angeles hereby certifies that the foregoing ordinance was passed by the Council of the City of Los Angeles.

CITY CLERK

MAYOR

\_\_\_\_\_

\_\_\_\_\_

Ordinance Passed \_\_\_\_\_

Approved \_\_\_\_\_

<b>2025-26 Inflation Award Recommendations</b>	
2025-26 Adopted Budget Level:	\$ -
Recommended Reprogramming:	\$ -
<b>Final Available 2025-26 Inflation Funds:</b>	<b>\$ -</b>
There are no projects recommended to receive Inflation Awards in the 2025-26 Annual Budget.	

<b>Final Available 2025-26 GAP Funds:</b>		<b>\$ 6,466,379</b>
<b>2025-26 GAP Award Recommendations</b>		
Southern Pacific Trails aka Slauson Connect (R35)*	REG	\$ 6,466,379
<b>Recommended GAP Awards Total:</b>		<b>\$ 6,466,379</b>
<b>Unprogrammed Balance:</b>		<b>\$ -</b>
* Funding is provided to partially address shortfalls.		

<b>Prior Year Unspent Funds:</b>		<b>\$ <u>15,000,000</u></b>
<b>Residual Funding Reprogramming Recommendations</b>		
<b>Project Name</b>	<b>Council District</b>	<b>Proposed Reprogramming</b>
Manchester Junior Arts Center (S70)	8	\$ 4,000,000
Oakwood Junior Arts Center (S99)	11	\$ 1,000,000
Engine Company 23 Arts Center (S78)	14	\$ 5,000,000
Rosecrans Child Care Center (S145)	15	\$ 5,000,000
<b>Prior Year Unspent Awards Total</b>		<b>\$ <u>15,000,000</u></b>
<b>Unprogrammed Balance:</b>		<b>\$ -</b>
<p>* Funding is provided to partially address shortfalls.                  ** Funding is anticipated to fully address shortfall.</p>		

**ATTACHMENT 14  
TRANSFERS BETWEEN ACCOUNTS WITHIN FUNDS**

TRANSFER FROM		TRANSFER TO		
DEPARTMENT/PROJECT	FUND/ACCOUNT	AMOUNT	FUND/ACCOUNT	AMOUNT
<b>City Administrative Officer</b> <i>Transfer of Funds</i>	<u>Fund 43K, Proposition K, 1999-2000</u> 10P990 - Unspent Capital Funds	\$ 161,453.24	<u>Fund 43K, Proposition K Capital Fund</u> TBD, RES: Manchester Junior Arts Center	\$ 161,453.24
<b>City Administrative Officer</b> <i>Transfer of Funds</i>	<u>Fund 43K, Proposition K, 2000-2001</u> 10R990 - Unspent Capital Funds	\$ 27,559.34	<u>Fund 43K, Proposition K Capital Fund</u> TBD, RES: Manchester Junior Arts Center	\$ 27,559.34
<b>City Administrative Officer</b> <i>Transfer of Funds</i>	<u>Fund 43K, Proposition K, 2001-2002</u> 10S990 - Unspent Capital Funds	\$ 206,305.22	<u>Fund 43K, Proposition K Capital Fund</u> TBD, RES: Manchester Junior Arts Center	\$ 206,305.22
<b>City Administrative Officer</b> <i>Transfer of Funds</i>	<u>Fund 43K, Proposition K, 2002-2003</u> 10T990 - Unspent Capital Funds	\$ 194,465.70	<u>Fund 43K, Proposition K Capital Fund</u> TBD, RES: Manchester Junior Arts Center	\$ 194,465.70
<b>City Administrative Officer</b> <i>Transfer of Funds</i>	<u>Fund 43K, Proposition K, 2003-2004</u> 10V990 - Unspent Capital Funds	\$ 419,911.82	<u>Fund 43K, Proposition K Capital Fund</u> TBD, RES: Manchester Junior Arts Center	\$ 419,911.82
<b>City Administrative Officer</b> <i>Transfer of Funds</i>	<u>Fund 43K, Proposition K, 2004-2005</u> 10W990 - Unspent Capital Funds	\$ 26,521.03	<u>Fund 43K, Proposition K Capital Fund</u> TBD, RES: Manchester Junior Arts Center	\$ 26,521.03
<b>City Administrative Officer</b> <i>Transfer of Funds</i>	<u>Fund 43K, Proposition K, 2005-2006</u> 10Y990 - Unspent Capital Funds	\$ 970,844.51	<u>Fund 43K, Proposition K Capital Fund</u> TBD, RES: Manchester Junior Arts Center	\$ 970,844.51
<b>City Administrative Officer</b> <i>Transfer of Funds</i>	<u>Fund 43K, Proposition K, 2006-2007</u> 10A990 - Unspent Capital Funds	\$ 309,761.27	<u>Fund 43K, Proposition K Capital Fund</u> TBD, RES: Manchester Junior Arts Center	\$ 309,761.27
<b>City Administrative Officer</b> <i>Transfer of Funds</i>	<u>Fund 43K, Proposition K, 2007-2008</u> 10C990 - Unspent Capital Funds	\$ 480,926.33	<u>Fund 43K, Proposition K Capital Fund</u> TBD, RES: Manchester Junior Arts Center	\$ 480,926.33
<b>City Administrative Officer</b> <i>Transfer of Expenditures</i>	<u>Fund 43K, Proposition K, 2008-2009</u> 10E990 - Unspent Capital Funds	\$ 1,202,251.54	<u>Fund 43K, Proposition K Capital Fund</u> TBD, RES: Manchester Junior Arts Center	\$ 1,202,251.54
<b>City Administrative Officer</b> <i>Transfer of Expenditures</i>	<u>Fund 43K, Proposition K, 2008-2009</u> 10E990 - Unspent Capital Funds	\$ 643,295.75	<u>Fund 43K, Proposition K Capital Fund</u> TBD, RES: Oakwood Junior Arts Center	\$ 643,295.75
<b>City Administrative Officer</b> <i>Transfer of Expenditures</i>	<u>Fund 43K, Proposition K, 2009-2010</u> 10F990 - Unspent Capital Funds	\$ 356,704.25	<u>Fund 43K, Proposition K Capital Fund</u> TBD, RES: Oakwood Junior Arts Center	\$ 356,704.25
<b>City Administrative Officer</b> <i>Transfer of Expenditures</i>	<u>Fund 43K, Proposition K, 2009-2010</u> 10F990 - Unspent Capital Funds	\$ 908,352.06	<u>Fund 43K, Proposition K Capital Fund</u> TBD, RES: Engine Company 23 Arts Center	\$ 908,352.06
<b>City Administrative Officer</b> <i>Transfer of Expenditures</i>	<u>Fund 43K, Proposition K, 2010-2011</u> 10G990 - Unspent Capital Funds	\$ 1,465,223.65	<u>Fund 43K, Proposition K Capital Fund</u> TBD, RES: Engine Company 23 Arts Center	\$ 1,465,223.65
<b>City Administrative Officer</b> <i>Transfer of Expenditures</i>	<u>Fund 43K, Proposition K, 2011-2012</u> 10H990 - Unspent Capital Funds	\$ 2,290,754.63	<u>Fund 43K, Proposition K Capital Fund</u> TBD, RES: Engine Company 23 Arts Center	\$ 2,290,754.63
<b>City Administrative Officer</b> <i>Transfer of Expenditures</i>	<u>Fund 43K, Proposition K, 2012-2013</u> 10J990 - Unspent Capital Funds	\$ 335,669.66	<u>Fund 43K, Proposition K Capital Fund</u> TBD, RES: Engine Company 23 Arts Center	\$ 335,669.66
<b>City Administrative Officer</b> <i>Transfer of Expenditures</i>	<u>Fund 43K, Proposition K, 2012-2013</u> 10J990 - Unspent Capital Funds	\$ 1,144,668.28	<u>Fund 43K, Proposition K Capital Fund</u> TBD, RES: Rosecrans Child Care Center	\$ 1,144,668.28
<b>City Administrative Officer</b> <i>Transfer of Expenditures</i>	<u>Fund 43K, Proposition K, 2014-2015</u> 10L990 - Unspent Capital Funds	\$ 1,724,376.33	<u>Fund 43K, Proposition K Capital Fund</u> TBD, RES: Rosecrans Child Care Center	\$ 1,724,376.33

<b>City Administrative Officer</b>	<u>Fund 43K, Proposition K, 2015-2016</u>		<u>Fund 43K, Proposition K Capital Fund</u>	
<i>Transfer of Expenditures</i>	10M990 - Unspent Capital Funds	\$ 2,130,955.39	TBD, RES: Rosecrans Child Care Center	\$ 2,130,955.39
<b>TOTAL ALL FUNDS</b>		<b>\$ 15,000,000.00</b>		<b>\$ 15,000,000.00</b>

<b>List of Shortfall Projects</b>	
<b>Project Name</b>	<b>Project ID</b>
Angels Gate	R1
Balboa Aquatics Center	R2
Boyle Heights Sports Center	R4
Drum Barracks	R9
Griffith Park	R13
Hansen Dam	R16
Los Angeles Riverfront Park	R18
Rim of the Valley Trails	R26
S/E Valley Roller & Skateboard Rink	R27
Hjelte Fields	R30
Southern Pacific Trails aka Slauson Connect	R35
Studio City Recreation Center	S12
Castle Peak	S18
Lazy J	S20
Serrania Park	S24
Roger Jessup Child Care Center	S60
Manchest Junior Arts Center	S70
Engine Company 23 Arts Center	S78
Oakwood Junior Arts Center	S99
Highland Park Junior (Bridewell) Arts Center	S133
Rosecrans Child Care Center	S145