

BOARD OF  
**BUILDING AND SAFETY**  
COMMISSIONERS

JACOB STEVENS  
PRESIDENT

NANCY YAP  
VICE PRESIDENT

CORISSA HERNANDEZ  
JAVIER NUNEZ  
MOISES ROSALES

**CITY OF LOS ANGELES**  
CALIFORNIA



KAREN BASS  
MAYOR

DEPARTMENT OF  
**BUILDING AND SAFETY**  
201 NORTH FIGUEROA STREET  
LOS ANGELES, CA 90012

OSAMA YOUNAN, P.E.  
GENERAL MANAGER  
SUPERINTENDENT OF BUILDING

JOHN WEIGHT  
EXECUTIVE OFFICER

February 6, 2026

Honorable Members of the Los Angeles City Council  
c/o Office of the City Clerk  
200 North Spring Street, Room 395  
Los Angeles, California 90012

**LOS ANGELES DEPARTMENT OF BUILDING AND SAFETY — PROPOSED FEE UPDATES  
FOR PERMIT RELATED SERVICES**

The Los Angeles Department of Building and Safety (LADBS) hereby submits for your consideration a detailed analysis in support of proposed rate adjustments for building permit and inspection fees, Board of Building and Safety Commissioners (BBSC) fees and Residential Property Report fees.

**RECOMMENDATIONS**

That the Council, subject to the approval of the Mayor:

1. Authorize the LADBS to take the necessary steps to implement the recommended changes to the Los Angeles Municipal Code and any associated code sections to update the fees as shown in Attachment A, List of Fees and Recommended Changes;
2. Request the City Attorney to prepare and present an ordinance amending various sections of the Los Angeles Municipal Code and any associated code sections to update the fees as shown in Attachment A;
3. Direct relevant departments, as needed, to assist the LADBS with the implementation of the fee adjustments outlined in this report;
4. Authorize LADBS to make technical changes as needed to implement Mayor and City Council intentions.

### **SUMMARY**

The California Constitution and Code of Regulations requires that the City Council adopt fees by ordinance or resolution and that any fees in excess of the estimated total cost of providing services are considered a tax and require approval by popular vote with a two-thirds majority. State regulations further require that municipalities update their fee schedules to reflect the actual cost of providing public services that primarily benefit the users of the service for which a fee is paid, defined as a "User Fee." The permit fees charged by LADBS, which fund the cost of providing building permit and inspection related services, are User Fees and must reflect the actual cost of providing services. LADBS commissioned an independent fee study to evaluate and determine the reasonable costs for providing these services and recommend any necessary fee adjustments to ensure full cost recovery.

### **BACKGROUND**

LADBS fees must comply with the statutory requirements of the California Constitution, Proposition 218, Proposition 26, and the California Code of Regulations and should not exceed the cost of providing services. To determine the full costs, including support costs, incurred for permitting, inspection and related services, LADBS engaged Willdan Financial Services (Willdan) to conduct a comprehensive study of the Department's User Fees.

Attached for your review is the Building & Safety User Fee Study (Fee Study) completed by Willdan. The Fee Study provides a rational basis for setting fee amounts and assurance that the recommended LADBS fees are fair and in compliance with State law and local policies. The Fee Study reviewed 330 fees, including those for permit, inspections, appeals, and other administrative services. The Fee Study identified which fees need to be adjusted to provide full cost recovery, and suggested new fees or changes to methodologies for calculating fees where appropriate. Furthermore, Willdan has developed a user fee model that allows the Department to input changing labor, overhead and central services costs. This model will streamline the Department's future annual fee reviews.

The fees proposed for adjustment in the attached report are all fees collected by LADBS and which fund the Building and Safety Building Permit Enterprise Fund (Enterprise Fund). The Fee Study reviewed the fees for services to provide building permits and inspections, appeals to the BBSC, and the preparation of Residential Property Reports. The Fee Study recommends increasing 261 fees, decreasing 20 fees, creating 4 new fees, changing the calculation for 3 fees and maintaining 42 fees at their current rates.

### **METHODOLOGY**

The Fee Study determined the reasonable cost for each service within its scope by using fully burdened hourly rates, time estimates, budget figures, and construction valuation. These fully burdened costs include employee salaries and benefits, applicable operating costs, Department support and administrative overhead, and indirect citywide overhead costs as defined by the Cost

## LADBS Fee Study Recommendations

Page 3 of 5

Allocation Plan.

Willdan employed three methods to calculate the proposed fees:

1) *Case Study Method*: Also known as the Standard Unit Cost Build-Up or Time & Motion approach, this method estimates the actual labor and material costs required to provide a specific service to a single user.

2) *Program Cost Approach*: Used when specific time and cost records were unavailable, this method divides the total cost of a program across the entire user base to determine the average cost per applicant.

3) *Valuation-Based Fees*: Applied when the valuation of an improvement reflects the effort required by LADBS staff. This framework uses a program cost approach but allows fees to scale with the size and complexity of a project.

LADBS staff provided Willdan with all the necessary data including budget and cost information, staffing structures, organizational descriptions, and time estimates for services provided. Additionally, LADBS staff reviewed the draft results and documentation of the study to ensure accuracy.

### **FEE STUDY FINDINGS**

The Fee Study has concluded that LADBS is currently recovering only 58% of the cost associated with issuing building permits through the fees it collects. To ensure full cost recovery, the study recommends adjusting fees as detailed in the attached Building & Safety User Fee Study (Attachment B).

The table below summarizes the proposed fee changes based on these recommendations.

	<b>Building Permits Services</b>	<b>Appeal Services</b>	<b>Administrative Services</b>	<b>Total</b>
<b>Fees Increased</b>	246	14	1	261
<b>Fees Decreased</b>	17	3	0	20
<b>Calculation Change</b>	3	0	0	3
<b>New Fees</b>	4	0	0	4
<b>No Change</b>	26	5	11	42
<b>Total</b>	296	22	12	330

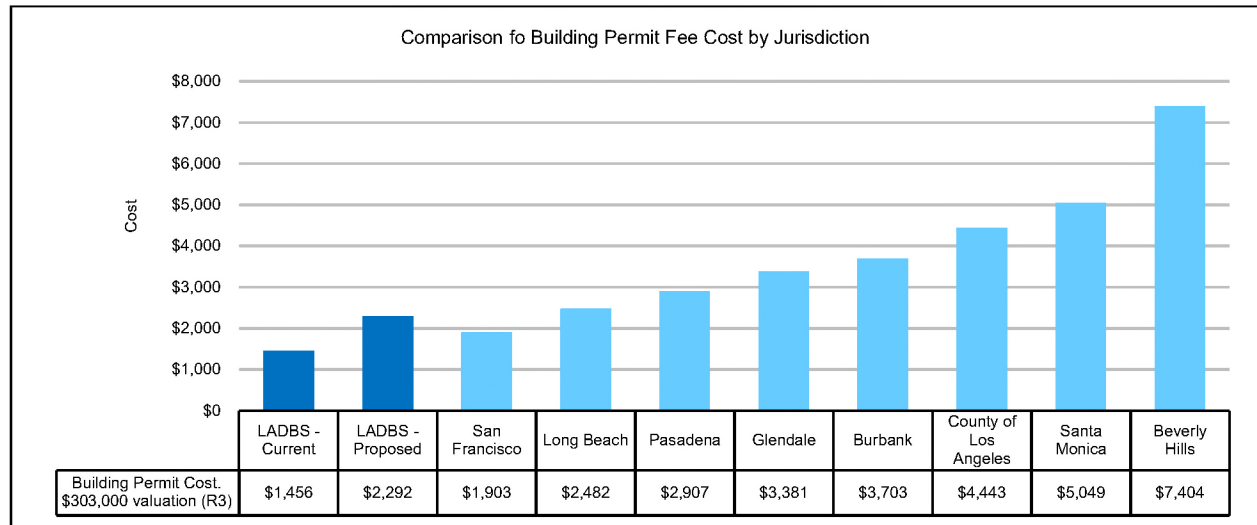
Willdan has also completed a comparison of LADBS building permit fees against nearby jurisdictions to evaluate how current and proposed fees compare for a typical construction project.

While the Fee Study recommends increasing fees for most building permit services, the cost for a typical 3,000-square-foot single-family dwelling with a valuation of \$303,000 remains below the cost of similar permits in neighboring areas. Under the new proposal, the LADBS building permit

## LADBS Fee Study Recommendations

Page 4 of 5

fee for a \$303,000 project will increase from \$1,456 to \$2,292. This rate remains lower than fees for comparable projects in Long Beach, Pasadena, Glendale, Burbank, unincorporated LA County, Santa Monica, and Beverly Hills.



Building permit fees vary based on the project's scope and size. The table below compares current and proposed fees by project type to provide a better understanding of how approving the recommended fees will impact building permit costs for the most common project types.

Project Type	Current Building Permit Fee	Proposed Building Permit Fee
<b>Single Family Dwelling</b> (\$303,000 Project Valuation @ 3,000 sf)	\$1,455.50	\$2,291.72
<b>Duplex</b> (\$505,000 Project Valuation @ 5,000 sf)	\$2,161.26	\$3,404.69
<b>Multi-Family</b> (\$2,845,000 Project Valuation @ 17,307 sf)	\$9,028.25	\$14,223.21
<b>Accessory Dwelling Unit</b> (\$101,000 Project Valuation @ 1,000 sf)	\$748.50	\$1,178.70
<b>Commercial</b> (\$1,440,000 Project Valuation @ 10,000 sf)	\$5,024.00	\$7,914.76
<b>Swimming Pool</b> (\$33,500 SFD Project Valuation)	\$374.00	\$584.36
<b>Retaining Wall/Shoring</b> (\$30,000 SFD Project Valuation)	\$350.00	\$551.28

The Fee Study recommends changes to fees that LADBS collects as part of the permit issuing process, including fees for building permits as well as related construction activities such as plumbing, electrical and mechanical systems. Impact fees or surcharges for other non-LADBS department programs are not included in the scope of the fee study or proposed for adjustment.

The majority of LADBS fees for building permit related services were last updated in 2018 and

## **LADBS Fee Study Recommendations**

Page 5 of 5

2009, with some remaining unchanged since 1991. Since 2018, LADBS wages have increased by an average of 27%, yet the Department has not adjusted fees to keep pace with the rising operational costs.

The fee adjustment recommended in this report, will ensure that Enterprise Fund permit and inspection activities achieve full cost recovery.

### **FISCAL IMPACT**

#### **General Fund**

The changes proposed in the attached User Fee study are for Enterprise Fund services and do not impact the General Fund.

#### **Building and Safety Building Permit Enterprise Fund**

Approval of the changes recommended to fees in the attached Fee Study report will ensure full cost recovery for building permit and inspection related services funded by the Enterprise Fund. LADBS estimates a net annual revenue increase of \$42 million to the Enterprise Fund as a result of the proposed user fee updates.

Thank you for your continued support of LADBS. Should you have any questions or wish to discuss these matters further, please contact me at (213) 482-6800 or Ana Mae Yutan, Assistant General Manager, at (213) 482-6703.

Sincerely,



OSAMA YOUNAN, P.E.  
General Manager

- c:
- Mitch Kamin, Chief of Staff, Mayor's Office
  - Matt Hale, Deputy Mayor of Finance, Operations, and Innovation
  - Rachel Freeman, Deputy Mayor of Business and Economic Development
  - Sharon Tso, Chief Legislative Analyst
  - Matthew W. Szabo, City Administrative Officer
  - Yolanda Chavez, Assistant City Administrative Officer
  - Veronica Salumbides, Chief Administrative Analyst
  - Andy Galan, Management Assistant

Attachments:

- A. List of Fees and Recommended Changes
- B. Building & Safety User Fee Study

ATTACHMENT A

Building & Safety - IB

Fee #	Bureau	Heading	Description	Current Fee/Charge	Unit	Authority	Notes	Full Cost	Subsidy %	Cost Analysis Type	Suggested Fee	Fee Δ
IBX001	IB	Investigation	Investigation - Collection Fee for Delinquent Invoice for Boilers, Pressure Vessels, Elevators and Emergency Systems	50% of the required fees		98.0402(b)	specified in Sec. 92.0126 (TAB 92), 92.0129(d) [TAB 93], 92.0132(b), (d) and (e) [TAB 96], 93.0235 and 97.0314 (TAB 125)	NA	NA	NA	No Change	NA
IBX002	IB	Investigation	Investigation - Fee for Boiler or Pressure Vessel Insurance Report Not Submitted	15.00	per report	98.0402(c)		\$19.08	0%	T&M	\$19.00	\$4
IBX003	IB	Administrative	Inspection - Fees for Off Hours Inspection	100.00	per hour	98.0406	(minimum: 4 hours)	\$233.42	0%	T&M	\$233.00	\$133
IBX004	IB	Administrative	Administrative - Processing Fees for Miscellaneous Certified Licensed Contractor Certificates of Compliance	29.00		98.0417		\$77.81	1%	T&M	\$77.00	\$48
IBX005	IB / PEB	Building	Permit fee	Various		91.107.2.1	(based on total valuation - Table No. 1-A - Exhibit 8)					
IBX006	IB / PEB	Building	Combined Building/Mechanical Permit Fee	Various		91.107.2.2	(based on permits combined - Table No. 1-A.1 - Exhibit 9); and (based on total valuation - Table No. 1-A - Exhibit 8)					
IBX007	IB / PEB	Building	Fee for combined building/mechanical permit for pool accessory	75% of fees		91.107.2.2.3	determined from Table No. 1-A (Exhibit 8)	Variable	NA	NA	No Change	NA
IBX008	IB / PEB	Building	Permit fee for construction work on floor area of building requiring any strengthening work	0.0347	per square foot or fraction thereof	91.107.2.5		\$0.0547	0%	Program Analysis	\$0.0547	\$0.0200
IBX009	IB / PEB	Building	Fee for Certificate of Occupancy for use of land	150.00	each	91.107.2.7	Exception: No fee shall be charged when a CofO is issued pursuant to Sec. 91.109 or when work requires a building permit.	\$236.28	0%	T&M	\$236.00	\$86
IBX010	IB / PEB	Building	Awning installation fee	10.00	per awning	91.107.2.8	(Sec. 98.0412(a) - Exhibit 4)	\$15.75	5%	T&M	\$15.00	\$5
IBX011	IB / PEB	Building	Awning installation fee - Minimum Fee	90.00			determined from Table No. 1-A (Exhibit 8)	\$155.61	0%	T&M	\$155.00	\$65
IBX313	IB / PEB	Building	Notification of Demolition - Verification of Placard	New				\$92.45	0%	T&M	\$92.00	NA
IBX012	IB / PEB	Building	Preinspection fees for grading, sign, demolition, general, medical marijuana collective	121.00		91.107.3.2		\$190.60	0%	T&M	\$190.00	\$69
IBX013	IB / PEB	Building	Supplemental Building Permit Fees to Cover Additional Valuation to Work	The difference between the fee paid for the original permit and the fee which would have been required had the original permit included the entire evaluation		91.107.4.1		Variable	NA	NA	No Change	NA
IBX014	IB / PEB	Building	Fees for Off-Hour plan check	25.00	for each affected dwelling unit, efficiency dwelling unit, light house keeping room or guest room	91.107.4.5		\$39.38	1%	T&M	\$39.00	\$14

ATTACHMENT A

Building & Safety - IB

Fee #	Bureau	Heading	Description	Current Fee/Charge	Unit	Authority	Notes	Full Cost	Subsidy %	Cost Analysis Type	Suggested Fee	Fee Δ
IBX015	IB	Building	Processing fees for security bar Certificate of Compliance	20.00	each	91.107.7		\$233.42	0%	T&M	\$233.00	\$213
IBX016	IB	Building	Processing fee for soil, foundation investigation, geology, or seismology reports	363.00	each Soils engineering/foundation or geology report	91.107.8.1	\$5.00 for each additional lot or \$25.00 for each acre, whichever is greater					
IBX017	IB	Building	Single Item (Soils Only)	363.00			Replacing current flat fee of \$363	\$575.85	0%	T&M	\$575.00	\$212
IBX018	IB	Building	Single Item (Geology Only)	363.00			Replacing current flat fee of \$363	\$575.85	0%	T&M	\$575.00	\$212
IBX019	IB	Building	Combined (Geology and Soils)	363.00			Replacing current flat fee of \$363	\$1,058.72	0%	T&M	\$1,058.00	\$695
IBX020	IB	Building	Change of Consultant (Soils Only)	363.00			Replacing current flat fee of \$363	\$275.92	0%	T&M	\$275.00	-\$88
IBX021	IB	Building	Change of Consultant (Geology Only)	363.00			Replacing current flat fee of \$363	\$275.92	0%	T&M	\$275.00	-\$88
IBX022	IB	Building	Change of Consultant (Geology and Soils)	363.00			Replacing current flat fee of \$363	\$458.87	0%	T&M	\$458.00	\$95
IBX023	IB	Building	Compaction Report	New				\$92.97	1%	T&M	\$92.00	NA
IBX024	IB	Building	Additional Items for Geology/Soils Reports:				Replacing current flat fee of \$363					
IBX025	IB	Building	Specialty Systems (i.e., Soil Nails, Micropiles, Auger Piles, Tiebacks, etc.)	363.00			Replacing current flat fee of \$363	\$599.86	0%	T&M	\$599.00	\$236
IBX026	IB	Building	Liquefiable Hazard Zone (LIQ)	363.00			Replacing current flat fee of \$363	\$299.93	0%	T&M	\$299.00	-\$64
IBX027	IB	Building	Seismic-Induced Landslide Hazard Zone (LAN)	363.00			Replacing current flat fee of \$363	\$299.93	0%	T&M	\$299.00	-\$64
IBX028	IB	Building	Active Fault Zone (AP or PFRSA-LA)	363.00			Replacing current flat fee of \$363	\$3,131.22	0%	T&M	\$3,131.00	\$2,768
IBX029	IB	Building	Landslides	363.00			Replacing current flat fee of \$363	\$599.86	0%	T&M	\$599.00	\$236
IBX030	IB	Building	Special Drainage Conditions (sump pumps, rip-rap)	363.00			Replacing current flat fee of \$363	\$299.93	0%	T&M	\$299.00	-\$64
IBX031	IB	Building	5-10 stories or 5,000-10,000 sq.ft.	363.00			Replacing current flat fee of \$363	\$299.93	0%	T&M	\$299.00	-\$64
IBX032	IB	Building	11-20 stories or 10,001-20,000 sq. ft. of construction	363.00			Replacing current flat fee of \$363	\$599.86	0%	T&M	\$599.00	\$236
IBX033	IB	Building	21-30 stories or 20,001-30,000 sq. ft. of construction	363.00			Replacing current flat fee of \$363	\$1,082.73	0%	T&M	\$1,082.00	\$719
IBX034	IB	Building	> 30 stories or > 30,001 sq. ft. of construction	363.00			Replacing current flat fee of \$363	\$1,931.51	0%	T&M	\$1,931.00	\$1,568
IBX035	IB	Building	> 4 underground levels	363.00			Replacing current flat fee of \$363	\$599.86	0%	T&M	\$599.00	\$236
IBX036	IB	Building	Site Specific Response Spectra	363.00			Replacing current flat fee of \$363	\$1,199.71	0%	T&M	\$1,199.00	\$836
IBX037	IB	Building	Site Response	363.00			Replacing current flat fee of \$363	\$1,931.51	0%	T&M	\$1,931.00	\$1,568
IBX038	IB	Building	Response to Corrections	363.00			Replacing current flat fee of \$363	NA	NA	T&M	50% of original report review hours (variable T&M)	variable increase

ATTACHMENT A

Building & Safety - IB												
Fee #	Bureau	Heading	Description	Current Fee/Charge	Unit	Authority	Notes	Full Cost	Subsidy %	Cost Analysis Type	Suggested Fee	Fee Δ
IBX039	IB	Building	Supplemental Reports	181.00	For each supplemental foundation investigation, soils engineering, or geology report.			NA	NA	T&M	50% of original report review hours (variable T&M). Same as Response to Corrections	variable increase
IBX040	IB	Building	Fee to review a division of land request	453.00		91.107.8.2		\$2,559.43	75%	T&M	\$650.00	\$197
IBX041	IB	Building	Department Inspection - Certificate of Compliance Processing Fee for Certified Contractor	29.00		91.108.12.3.3	Sec. 98.0417	\$116.71	1%	T&M	\$116.00	\$87
IBX042	IB	Building	Certificate of Occupancy - Issuance Fee	0.00		91.109.3		\$0.00	NA	NA	No Change	NA
IBX043	IB	Building	Fee for issuing temporary Certificate of Occupancy	453.00		91.109.5	plus an additional fee per Table No. 1-B (various)	\$1,278.62	0%	T&M	\$1,278.00	\$825
IBX044	IB	Building	Structural Tests & Special Instructions - Certified Licensed Contractors - Certificate of Registration Exam Fee	188.00		91.1704.1.2.4	*previous authority - 91.1709.2.2.4	\$1,034.80	0%	T&M	\$1,034.00	\$846
IBX045	IB	Building	Structural Tests & Special Instructions - Certified Licensed Contractors - Certificate of Registration Fee	45.00		91.1704.1.4.2	*previous authority - 91.1709.2.4.2	\$86.23	0%	T&M	\$86.00	\$41
IBX046	IB	Building	Structural Tests & Special Instructions - Certified Licensed Contractors - Certificate of Registration Renewal	45.00		91.1704.1.4.5	certificate of registration fee within first month. May not be renewed after 30 days of expiration, must file for new application. (Sec. 91.1704.1.4.2) *previous authority - 91.1709.2.4.5	\$172.47	0%	T&M	\$172.00	\$127
IBX047	IB	Building	Structural Tests & Special Instructions - Fees for Registered Deputy Inspector - New Application	528.00		91.1704.2.1.2.1	*previous authority - 91.1704.1.4.1.1	\$1,393.20	0%	T&M	\$1,393.00	\$865
IBX048	IB	Building	Structural Tests & Special Instructions - Fees for Registered Deputy Inspector - Renewal Application	482.00		91.1704.2.1.2.2	*previous authority - 91.1704.1.4.1.2	\$955.30	0%	T&M	\$955.00	\$473
IBX049	IB	Building	Structural Tests & Special Instructions - Fees for Special Activity Inspector	528.00		91.1705.1.8	(Sec. 91.1704.2.1.2)	\$1,127.77	0%	T&M	\$1,127.00	\$599
IBX050	IB	Building	Structural Tests & Special Instructions - Certified Security Bar Installer -Examination Fee	125.00		91.1710.3.4	*Sec. renumbered from 91.1712.3.4 per Ord. 184692	\$172.47	0%	T&M	\$172.00	\$47
IBX051	IB	Building	Structural Tests & Special Instructions - Certified Security Bar Installer - Certificate of Registration Fee	90.00		91.1710.5.1	*Sec. renumbered from 91.1712.5.1 per Ord. 184692	\$172.47	0%	T&M	\$172.00	\$82
IBX052	IB	Building	Structural Tests & Special Instructions - Certified Security Bar Installer - Renewal Fee	90.00	renewal fee within first month	91.1710.5.2	Increased by 10% for each month after the first.(Sec. 91.1710.5.1) *Sec. renumbered from 91.1712.5.2 per Ord. 184692	\$172.47	0%	T&M	\$172.00	\$82
IBX053	IB / PEB	Building	Change of Occupancy, Use and Rating Classification - Certificate of Building Compliance Inspection Fee	Various (based on building type) (Table 82-A)		91.8205.2		Variable	NA	NA	No Change	NA
IBX054	IB / PEB	Building	Accessibility (Disabled Access) Fee	12.5% increase to various permit fees specified in Table No. 1-A		91.8502.8	(based on total valuation - Exhibit 8)	NA	NA	NA	No Change	NA

ATTACHMENT A

Building & Safety - IB												
Fee #	Bureau	Heading	Description	Current Fee/Charge	Unit	Authority	Notes	Full Cost	Subsidy %	Cost Analysis Type	Suggested Fee	Fee Δ
IBX055	IB / PEB	Building - Relocation	Relocation of Building Permit - Permit and Application Fees			93.0214(a)	(based on floor area - Table No 83-A)					
IBX056-60	IB / PEB	Building - Relocation	Floor Area of Building	770.00		91.8308.1		\$689.87	0%	T&M	\$689.00	-\$81
IBX061	IB / PEB	Building - Relocation	Application Fee for Accessory Building(s)	80.00	each accessory building	91.8308.1	Fee for accessory buildings, either in addition to the main building to be relocated or where no main building is to be moved	\$689.87	0%	T&M	\$689.00	\$609
IBX062	IB / PEB	Building - Relocation	Guarantee Compliance with Completion of Work	Cost of Work required + additional 25%		91.8305.1		Variable	NA	NA	No Change	NA
IBX063	IB / PEB	Building - Relocation	Security Deposit	2.00	per sq. ft. of total floor area;	91.8305.2	OR \$3,000.00 general deposit	NA	NA	NA	No Change	NA
IBX064	IB / PEB	Building - Relocation	Application Fee for Additional Buildings Located Outside of the City of Los Angeles	525.00	for each application	91.8308.2	plus Mileage Charge: \$0.65 per mile (minimum 10 miles beyond City limits)	\$469.11	0%	T&M	\$469.00	-\$56
IBX065	IB / PEB	Building - Relocation	Fee for Amended Applications to new location	300.00	for each amended application	91.8308.4		\$517.40	0%	T&M	\$517.00	\$217
IBX066	IB	Electrical	Minimum Inspection Fee	90.00	per inspection (Sec. 98.0412 - Exhibit 4)	93.0220	in addition to Permit Issuing Fee: \$23.00 (Sec. 98.0415 - Exhibit 6)	\$172.47	0%	T&M	\$172.00	\$82
IBX067	IB / PEB	Electrical	Inspection Fees for Swimming Pools	Not less than \$65.00		93.0223		\$155.61	0%	T&M	\$155.00	\$90
IBX068	IB / PEB	Electrical	Fee for Miscellaneous Permit or Inspection	90.00	per inspection (Sec. 98.0412 - Exhibit 4)	93.0224	in addition to Permit Issuing Fee (Sec. 98.0415 - Exhibit 6)	\$172.47	0%	T&M	\$172.00	\$82
IBX069	IB / PEB	Electrical	Fees for Changing Address	34.00		93.0227	(Sec. 98.0415 - Exhibit 6)	\$46.48	1%	T&M	\$46.00	\$12
IBX070	IB / PEB	Electrical	Fees for inspecting existing electrical wiring for Moved Buildings and Structures	100.00		93.0228		\$258.70	0%	T&M	\$258.00	\$158
IBX071	IB	Electrical	Fees for Annual Registration of premises covered by a maintenance certificate of registration.	150.00		93.0240	(Sec. 98.0414 - Exhibit 5)	\$172.47	0%	T&M	\$172.00	\$22
IBX072	IB / PEB	Electrical	Fees for off-site inspections	104.00	per hour	93.0243	Minimum: 4 hours (Sec. 98.0412 - Exhibit 4)	\$172.47	0%	T&M	\$172.00	\$68
IBX073	IB / PEB	Electrical	Permit Fee - New General Use Branch Circuits			93.0214(a)	93.0214(a)					
IBX074	IB / PEB	Electrical	1 to 10 branch circuits inclusive	17.00	each branch circuit	93.0214(a)	93.0214(a)	\$77.81	1%	T&M	\$77.00	\$60
IBX075	IB / PEB	Electrical	11 to 40 branch circuits	16.00	each branch circuit	93.0214(a)	93.0214(a)	\$77.81	1%	T&M	\$77.00	\$61
IBX076	IB / PEB	Electrical	41 or more branch circuits	15.00	each branch circuit	93.0214(a)	93.0214(a)	\$77.81	1%	T&M	\$77.00	\$62
IBX077	IB / PEB	Electrical	15 or 20 ampere 208V to 277V lighting	30.00	each branch circuit	93.0214(a)	93.0214(a)	\$155.61	0%	T&M	\$155.00	\$125
IBX078	IB / PEB	Electrical	All other lighting branch circuits 600 V or less	36.00	each branch circuit	93.0214(a)	93.0214(a)	\$155.61	0%	T&M	\$155.00	\$119
IBX079	IB / PEB	Electrical	Permit Fee - For Adding Lighting Fixtures, and other loads to existing Branch Circuits, and for Lampholding Devices			93.0215(b)	93.0215(b)					
IBX080	IB / PEB	Electrical	1 to 5 units, total	18.00		93.0215(b)	93.0215(b)	\$77.81	1%	T&M	\$77.00	\$59
IBX081	IB / PEB	Electrical	6 to 10 units, total	22.00		93.0215(b)	93.0215(b)	\$103.74	1%	T&M	\$103.00	\$81
IBX082	IB / PEB	Electrical	Each additional 10 units or fraction thereof	11.00		93.0215(b)	93.0215(b)	\$51.87	2%	T&M	\$51.00	\$40

ATTACHMENT A

Building & Safety - IB

Fee #	Bureau	Heading	Description	Current Fee/Charge	Unit	Authority	Notes	Full Cost	Subsidy %	Cost Analysis Type	Suggested Fee	Fee Δ
IBX083	IB / PEB	Electrical	Lamp holders for temporary lighting 50 or less lamp holders total fee	14.00		93.0215(b)	93.0215(b)	\$77.81	1%	T&M	\$77.00	\$63
IBX084	IB / PEB	Electrical	More than 50 lamp holders but less than 101 lamp holders total fee	27.00		93.0215(b)	93.0215(b)	\$116.71	1%	T&M	\$116.00	\$89
IBX085	IB / PEB	Electrical	More than 100, but less than 501 lamp holders, total fee	48.00		93.0215(b)	93.0215(b)	\$233.42	0%	T&M	\$233.00	\$185
IBX086	IB / PEB	Electrical	Each 100 or less lamp holders in excess of the initial 500, additional fee	11.00		93.0215(b)	93.0215(b)	\$51.87	2%	T&M	\$51.00	\$40
IBX087	IB / PEB	Electrical	<b>Inspection Fee - Motors, Transformers, Heating Appliances, and Studio Effects Lighting</b>			93.0216(a)	<b>93.0216(a)</b>					
IBX088	IB / PEB	Electrical	Over 3 and not over 5	19.00			93.0216(a)	\$77.81	1%	T&M	\$77.00	\$58
IBX089	IB / PEB	Electrical	Over 5 and not over 20	29.00			93.0216(a)	\$155.61	0%	T&M	\$155.00	\$126
IBX090	IB / PEB	Electrical	Over 20 and not over 50	41.00			93.0216(a)	\$194.52	0%	T&M	\$194.00	\$153
IBX091	IB / PEB	Electrical	Over 50 and not over 100	76.00			93.0216(a)	\$350.13	0%	T&M	\$350.00	\$274
IBX092	IB / PEB	Electrical	Over 100	118.00			93.0216(a)	\$544.65	0%	T&M	\$544.00	\$426
IBX093	IB / PEB	Electrical	<b>Services, Switchboard Sections, Panel Boards And Solar Voltaic Systems</b>			93.0218(a)	<b>93.0218(a)</b>					
IBX094	IB / PEB	Electrical	<b>Services - Ampacity and Voltage Ratings of Service Entrance Conductors, Service Switches or Circuit Breakers, Panel Boards or Switchboard Sections</b>				93.0218(a)					
IBX095	IB / PEB	Electrical	200-ampere or less rating	16.00			93.0218(a)	\$77.81	1%	T&M	\$77.00	\$61
IBX096	IB / PEB	Electrical	201 to and including 600 ampere	34.00			93.0218(a)	\$155.61	0%	T&M	\$155.00	\$121
IBX097	IB / PEB	Electrical	601 to and including 1200 ampere	62.00			93.0218(a)	\$272.32	0%	T&M	\$272.00	\$210
IBX098	IB / PEB	Electrical	Over 1200 ampere	76.00			93.0218(a)	\$350.13	0%	T&M	\$350.00	\$274
IBX099	IB / PEB	Electrical	Over 600-volt rating	132.00			93.0218(a)	\$622.46	0%	T&M	\$622.00	\$490
IBX100	IB / PEB	Electrical	<b>Services - Solar Voltaic System</b>				93.0218(a)					
IBX101	IB / PEB	Electrical	Combiner Box	6.00	each		93.0218(a)	\$38.90	2%	T&M	\$38.00	\$32
IBX102	IB / PEB	Electrical	Solar Voltaic Module DC or AC	6.00	each		93.0218(a)	\$38.90	2%	T&M	\$38.00	\$32
IBX103	IB / PEB	Electrical	Per Roll of Solar Voltaic Roofing Material - First 100 sq. ft.	25.00			93.0218(a)	\$116.71	1%	T&M	\$116.00	\$91
IBX104	IB / PEB	Electrical	Per Roll of Solar Voltaic Roofing Material	0.25	per sq. ft. after 100		93.0218(a)	\$1.17	0%	T&M	\$1.17	\$1
IBX105	IB / PEB	Electrical	Solar Voltaic Roofing Tiles - First 100 sq. ft.	25.00			93.0218(a)	\$116.71	1%	T&M	\$116.00	\$91
IBX106	IB / PEB	Electrical	Solar Voltaic Roofing Tiles	0.25	per sq. ft. after 100		93.0218(a)	\$1.17	0%	T&M	\$1.17	\$1
IBX107	IB / PEB	Electrical	<b>Services - Inverters K.W., or K.V.A. Rating of Equipment</b>				93.0218(a)					
IBX108	IB / PEB	Electrical	Not exceeding 3KW or K.V.A	8.00			93.0218(a)	\$38.90	2%	T&M	\$38.00	\$30
IBX109	IB / PEB	Electrical	Over 3 and not over 5	18.00			93.0218(a)	\$77.81	1%	T&M	\$77.00	\$59

ATTACHMENT A

Building & Safety - IB												
Fee #	Bureau	Heading	Description	Current Fee/Charge	Unit	Authority	Notes	Full Cost	Subsidy %	Cost Analysis Type	Suggested Fee	Fee Δ
IBX110	IB / PEB	Electrical	Over 5 and not over 20	27.00			93.0218(a)	\$116.71	1%	T&M	\$116.00	\$89
IBX111	IB / PEB	Electrical	Over 20 and not over 50	39.00			93.0218(a)	\$155.61	0%	T&M	\$155.00	\$116
IBX112	IB / PEB	Electrical	Over 50 and not over 100	71.50			93.0218(a)	\$311.23	0%	T&M	\$311.00	\$240
IBX113	IB / PEB	Electrical	Over 100	111.00			93.0218(a)	\$466.84	0%	T&M	\$466.00	\$355
IBX114	IB / PEB	Electrical	<b>Panel board and Switchboard Sections - Ampacity and Voltage Ratings of Service Entrance Conductors, Service Switches or Circuit Breakers, Panel Boards or Switchboard Sections</b>				93.0218(a)					
IBX115	IB / PEB	Electrical	200-ampere or less rating	16.00			93.0218(a)	\$77.81	1%	T&M	\$77.00	\$61
IBX116	IB / PEB	Electrical	201 to and including 600 ampere	38.00			93.0218(a)	\$155.61	0%	T&M	\$155.00	\$117
IBX117	IB / PEB	Electrical	601 to and including 1200 ampere	48.00			93.0218(a)	\$233.42	0%	T&M	\$233.00	\$185
IBX118	IB / PEB	Electrical	Over 1200 ampere	90.00			93.0218(a)	\$389.04	0%	T&M	\$389.00	\$299
IBX119	IB / PEB	Electrical	Over 600-volt rating	138.00			93.0218(a)	\$622.46	0%	T&M	\$622.00	\$484
IBX120	IB / PEB	Electrical	Inspection Fee - Miscellaneous Equipment or appliances	50% of fees pursuant to Sec. 93.0216(a)		93.0216(e)	Various based on Fees for Motors, Transformers, Heating Appliances, Studio Effects Lighting and Miscellaneous Equipment or Appliances Table.  Policy decision in place to set temporary or trade show fees at 50% of regular fee	NA	NA	NA	No Change	NA
<b>IBX121</b>	<b>IB / PEB</b>	<b>Electrical</b>	<b>Installation or Replacement Fees - Fire Alarm and Signaling System, Communication, Control or Signal System Equipment</b>									
IBX122	IB / PEB	Electrical	1-10 total devices	48.00			93.0217(a)	\$233.42	0%	T&M	\$233.00	\$185
IBX123	IB / PEB	Electrical	11-40 devices	4.00	each		93.0217(a)	\$15.56	4%	T&M	\$15.00	\$11
IBX124	IB / PEB	Electrical	41+	3.00	each		93.0217(a)	\$15.56	4%	T&M	\$15.00	\$12
IBX125	IB / PEB	Electrical	Each control panel, standby power supply panel, annunciator panel or similar main piece of control equipment for one of the the above systems	30.00			93.0217(a)	\$155.61	0%	T&M	\$155.00	\$125
<b>IBX126</b>	<b>IB / PEB</b>	<b>Electrical</b>	<b>Installation or Replacement Fees - Individual Smoke Detectors in Residential Units</b>									
IBX127	IB / PEB	Electrical	1 residential unit	15.00			93.0217(b)	\$77.81	1%	T&M	\$77.00	\$62
IBX128	IB / PEB	Electrical	Each additional residential unit in a multiple dwelling occupancy	12.00			93.0217(b)	\$51.87	2%	T&M	\$51.00	\$39
IBX129	IB / PEB	Electrical	Each additional residential unit over 20 in a hotel, motel, boarding house or lodge	7.00			93.0217(b)	\$31.12	0%	T&M	\$31.00	\$24

ATTACHMENT A

Building & Safety - IB

Fee #	Bureau	Heading	Description	Current Fee/Charge	Unit	Authority	Notes	Full Cost	Subsidy %	Cost Analysis Type	Suggested Fee	Fee Δ
<b>IBX130</b>	<b>IB / PEB</b>	<b>Electrical</b>	<b>Fees for Busways, Power Duct, Trolley duct, Cable Trays, Cable Bus, and similar equipment</b>									
IBX131	IB / PEB	Electrical	X < 100 ft 0-99 amps	34.00		93.0219(a)		\$155.61	0%	T&M	\$155.00	\$121
IBX132	IB / PEB	Electrical	X < 100 ft 100-400 amps	41.00		93.0219(a)		\$194.52	0%	T&M	\$194.00	\$153
IBX133	IB / PEB	Electrical	X < 100 ft More than 400 amps	62.00		93.0219(a)		\$311.23	0%	T&M	\$311.00	\$249
IBX134	IB / PEB	Electrical	X > 100 ft 0-99 amps	0.34	ft	93.0219(a)		\$1.56	0%	T&M	\$1.55	\$1
IBX135	IB / PEB	Electrical	X >100 ft 100-400 amps	0.41	ft	93.0219(a)		\$1.56	0%	T&M	\$1.55	\$1
IBX136	IB / PEB	Electrical	X > 100 ft More than 400 amps	0.62	ft	93.0219(a)		\$3.11	4%	T&M	\$3.00	\$2
<b>IBX137</b>	<b>IB / PEB</b>	<b>Electrical</b>	<b>Fees for Gas Tube Lighting and Signs.</b>									
IBX138	IB / PEB	Electrical	Each system w/ 0-1 branch circuit	36.00		93.0222(a)		\$155.61	0%	T&M	\$155.00	\$119
IBX139	IB / PEB	Electrical	Each additional system w/ 0-1 branch circuit	13.00		93.0222(a)		\$77.81	1%	T&M	\$77.00	\$64
IBX140	IB / PEB	Electrical	Each additional branch circuit	15.00		93.0222(a)		\$77.81	1%	T&M	\$77.00	\$62
IBX141	IB / PEB	Electrical	Fees for Sign Flashers, Time Clocks or Other Automatic Control Device	12.00	per sign flasher, clock, or automatic control device	93.0222(c)		\$51.87	2%	T&M	\$51.00	\$39
IBX142	IB	Electrical	Fees for Additional Inspections	90.00	per inspection (Sec. 98.0412 - Exhibit 4)	93.0229(b)		\$172.47	0%	T&M	\$172.00	\$82
IBX143	IB	Electrical	Fee for Off-Hours Inspection	100.00	per hour	93.0230(a)	Minimum: 4 hours (Sec. 98.0406 - Exhibit 3)	\$258.70	0%	T&M	\$258.00	\$158
IBX144	IB	Electrical	Inspection Fee for Special Equipment	104.00	per hour (or fraction thereof)	93.0230(b)	(Sec. 98.0412 - Exhibit 4)	\$172.47	0%	T&M	\$172.00	\$68
IBX145	IB / PEB	Electrical	Fee for Existing Buildings Reinspection	50% of fees pursuant to Sec. 93.0230(b) - TAB 82		93.0230(c)		NA	NA	NA	No Change	NA
IBX146	IB	Electrical	Fees for original emergency systems and fire alarm and signaling systems.	104.00	per hour(or fraction thereof)	93.0235(a)	(Sec. 98.0412 - Exhibit 4)	\$172.47	0%	T&M	\$172.00	\$68
IBX148	IB	Electrical	Fees for Certificate of Qualifications Applications: Initial Application	50.00		93.0242(a)	(Sec. 98.0414 - Exhibit 5)	\$86.23	0%	T&M	\$86.00	\$36
IBX149	IB	Electrical	Fees for Certificate of Qualifications Applications: Subsequent Application	50.00		93.0242(a)	(Sec. 98.0414 - Exhibit 5)	\$86.23	0%	T&M	\$86.00	\$36
IBX150	IB	Electrical	Fees for Certificate of Qualifications Renewal	25.00	Annual	93.0242(b)	(Sec. 98.0414 - Exhibit 5)	\$172.47	0%	T&M	\$172.00	\$147
IBX151	IB	Elevator	Special Enforcement of Procedures Fees	32.00		92.0127	(Sec. 98.0407), in addition to fees specified elsewhere in LAMC	\$48.89	2%	T&M	\$48.00	\$16
IBX152	IB	Elevator	Off Hour Inspection Fee	100.00	per hour	92.0131	Minimum: 4 hours (Sec. 98.0406)	\$320.71	0%	T&M	\$320.00	\$220
<b>IBX153</b>	<b>IB</b>	<b>Elevator</b>	<b>Inspection Fee</b>	<b>Various (based on type of equipment)</b>			<b>Exhibit 1</b>					
IBX154	IB	Elevator	Private Residence Elevator	58.00		92.0126(c)	Exhibit 1	\$265.43	0%	T&M	\$265.00	\$207
IBX155	IB	Elevator	Dumbwaiter	71.00		92.0126(c)	Exhibit 1	\$265.43	0%	T&M	\$265.00	\$194
IBX156	IB	Elevator	Dumbwaiter (with automatic transfer)	123.00		92.0126(c)	Exhibit 1	\$367.75	0%	T&M	\$367.00	\$244

ATTACHMENT A

Building & Safety - IB

Fee #	Bureau	Heading	Description	Current Fee/Charge	Unit	Authority	Notes	Full Cost	Subsidy %	Cost Analysis Type	Suggested Fee	Fee Δ
IBX157	IB	Elevator	Sidewalk elevator	162.00		92.0126(c)	Exhibit 1	\$367.75	0%	T&M	\$367.00	\$205
IBX158	IB	Elevator	Hand elevator	58.00		92.0126(c)	Exhibit 1	\$214.27	0%	T&M	\$214.00	\$156
IBX159	IB	Elevator	Escalator and Moving Walk	162.00		92.0126(c)	Exhibit 1	\$828.20	0%	T&M	\$828.00	\$666
IBX160	IB	Elevator	Inclined Elevator	162.00		92.0126(c)	Exhibit 1	\$367.75	0%	T&M	\$367.00	\$205
IBX161	IB	Elevator	Hydraulic Direct Plunger and Cabled	162.00		92.0126(c)	Exhibit 1	\$367.75	0%	T&M	\$367.00	\$205
IBX162	IB	Elevator	Cabled 10 landings or under	214.00		92.0126(c)	Exhibit 1	\$418.91	0%	T&M	\$418.00	\$204
IBX163	IB	Elevator	Cabled 11 landings but under 20 landings	286.00		92.0126(c)	Exhibit 1	\$623.56	0%	T&M	\$623.00	\$337
IBX164	IB	Elevator	Cabled 21 landings and over	357.00		92.0126(c)	Exhibit 1	\$828.20	0%	T&M	\$828.00	\$471
IBX165	IB	Elevator	Fire or Emergency Operation	84.00		92.0126(c)	Exhibit 1	\$316.59	0%	T&M	\$316.00	\$232
IBX166	IB	Elevator	Seismic device operation	84.00		92.0126(c)	Exhibit 1	\$316.59	0%	T&M	\$316.00	\$232
IBX167	IB	Elevator	Manlift	156.00		92.0126(c)	Exhibit 1	\$316.59	0%	T&M	\$316.00	\$160
IBX168	IB	Elevator	Vertical Platform (wheelchair) Lift	71.00		92.0126(c)	Exhibit 1	\$214.27	0%	T&M	\$214.00	\$143
IBX169	IB	Elevator	Inclined Platform (wheelchair) Lift	71.00		92.0126(c)	Exhibit 1	\$214.27	0%	T&M	\$214.00	\$143
IBX170	IB	Elevator	Stairway Chair lift	71.00		92.0126(c)	Exhibit 1	\$214.27	0%	T&M	\$214.00	\$143
IBX171	IB	Elevator	Material Lift with Automatic Transfer Device	214.00		92.0126(c)	Exhibit 1	\$316.59	0%	T&M	\$316.00	\$102
IBX172	IB	Elevator	Vertical and Inclined Reciprocating Conveyor	214.00		92.0126(c)	Exhibit 1	\$418.91	0%	T&M	\$418.00	\$204
IBX173	IB	Elevator	Rack and Pinion Elevator	214.00		92.0126(c)	Exhibit 1	\$418.91	0%	T&M	\$418.00	\$204
IBX174	IB	Elevator	Special Purpose Personnel Elevator	214.00		92.0126(c)	Exhibit 1	\$418.91	0%	T&M	\$418.00	\$204
IBX175	IB	Elevator	Automated Guided Vehicles on Guide Ways	143.00	per hour	92.0126(c)	Exhibit 1	\$240.53	13%	T&M	\$210.00	\$67
IBX176	IB	Elevator	Conveyance used for Construction	143.00	per hour	92.0126(c)	Exhibit 1	\$240.53	0%	T&M	\$240.00	\$97
IBX177	IB / PEB	Elevator	Installation Permit Fee - Installation Permit	26.00		92.0129(c)	(increased by 12.5% for work required to comply with Title 24)	\$228.93	0%	T&M	\$228.00	\$202
IBX178	IB / PEB	Elevator	Installation Permit Fee - Acceptance Inspection Fee to Issue Certificate of Inspection	143.00	per hour	92.0129(d)	(increased by 12.5% for work required to comply with Title 24)	\$240.53	0%	T&M	\$240.00	\$97
IBX179	IB / PEB	Elevator	Installation Permit Fee - Field Consultation	143.00	per hour	92.0129(f)	(or any fraction of an hour)	\$213.81	0%	T&M	\$213.00	\$70

ATTACHMENT A

Building & Safety - IB												
Fee #	Bureau	Heading	Description	Current Fee/Charge	Unit	Authority	Notes	Full Cost	Subsidy %	Cost Analysis Type	Suggested Fee	Fee Δ
IBX180	IB / PEB	Elevator	Plan Checking Fees			92.0130(b)						
IBX181	IB / PEB	Elevator	Off-Hour Plan Check Fee	50% of the fees for plan checking or other services or processing		92.0130(e)	(Sec. 98.0422 - Exhibit 7)	NA	NA	NA	No Change	NA
IBX182	IB / PEB	Elevator	Permit and Inspection Fees for repair, replacement, alteration, or modification for inspections: per inspection permit	26.00		92.0132(b)		\$50.87	2%	T&M	\$50.00	\$24
IBX183	IB / PEB	Elevator	Permit and Inspection Fees for repair, replacement, alteration, or modification for inspections: per hour for inspection	143.00		92.0132(b)		\$213.81	0%	T&M	\$213.00	\$70
IBX184	IB / PEB	Elevator	Permit and Inspection Fees for repair, replacement, alteration, or modification for field consultations	143.00	per hour for field consultation	92.0132(e)		\$213.81	0%	T&M	\$213.00	\$70
IBX185	IB / PEB	Elevator	Fees for additional inspection trips	90.00	per inspection	92.0132.1(b)	(Sec. 98.0412 - Exhibit 4)	\$160.36	0%	T&M	\$160.00	\$70
IBX186	IB	Fabricator Approvals	Application for Approval Fee	1,207.00	for each application	96.204(b)		\$1,127.77	0%	T&M	\$1,127.00	-\$80
IBX187	IB	Fabricator Approvals	Application for Approval Fee	679	each branch	96.204(b)	for each branch plant in addition to main fabricator plan	\$1,127.77	0%	T&M	\$1,127.00	\$448
IBX188	IB	Fabricator Approvals	Renewal Fee	905.00	for each application	96.204(b)		\$650.12	0%	T&M	\$650.00	-\$255
IBX189	IB	Fabricator Approvals	Renewal Fee each branch	264	each branch	96.204(b)	for each branch plant in addition to main fabricator plant	\$650.12	0%	T&M	\$650.00	\$386
IBX190	IB	Fabricator Approvals	Major Modification Fee	679.00	for each application	96.204(b)		\$736.35	0%	T&M	\$736.00	\$57
IBX191	IB	Fabricator Approvals	Clerical Modification Fee	226.00	for each application	96.204(b)		\$391.42	0%	T&M	\$391.00	\$165
IBX192	IB	Fabricator Approvals	Unauthorized Fabricator Fee	377.00	for each request for material fabricated by an unauthorized fabricator	96.204(b)		\$1,472.70	0%	T&M	\$1,472.00	\$1,095
IBX193	IB	Fabricator Approvals	Unauthorized Fabricator Fee	362.00	each addn'l request	96.204(b)		\$1,472.70	0%	T&M	\$1,472.00	\$1,110
IBX194	IB	Fabricator Approvals	Supplemental Fees - Fees for processing time for application exceeding time provided for approval, renewal, modification	113.00	per hour	96.204(b)		\$172.47	0%	T&M	\$172.00	\$59
IBX195	IB	Fabricator Approvals	Inspection Charges - Travel - Clerical Support	New		96.204(i)		\$185.94	1%	T&M	\$185.00	NA
IBX196	IB	Fabricator Approvals	Inspection Charges - Travel: Automobile	98.00	per day, per inspector	96.204(i)	Plus Mileage at City rate	\$172.47	0%	T&M	\$172.00	\$74
IBX197	IB	Fabricator Approvals	Inspection Charges - Travel: Air Travel	98.00	per day, per inspector	96.204(i)	Plus Airfare and other transportation costs	\$172.47	0%	T&M	\$172.00	\$74
IBX198	IB	Fabricator Approvals	Inspection Charges - Travel: Per Diem	52.00	per day	96.204(i)	Based on current per diem policy	Variable	NA	NA	No Change	NA

ATTACHMENT A

Building & Safety - IB

Fee #	Bureau	Heading	Description	Current Fee/Charge	Unit	Authority	Notes	Full Cost	Subsidy %	Cost Analysis Type	Suggested Fee	Fee Δ
IBX199	IB / PEB	Grading	Grading Plan Check Fee			92.0130(b)						
IBX200	IB / PEB	Grading	100 cubic yards	90% of Grading Permit (\$144)				\$320.47	0%	T&M	\$320.00	\$176
IBX201	IB / PEB	Grading	101 - 1,000 cubic yards	90% of Grading Permit (\$1,238)				\$930.95	0%	T&M	\$930.00	-\$308
IBX202	IB / PEB	Grading	1,001 - 10,000 cubic yards	90% of Grading Permit (\$2,453)				\$1,396.43	0%	T&M	\$1,396.00	-\$1,057
IBX203	IB / PEB	Grading	10,001 - 100,000 cubic yards	90% of Grading Permit (\$6,503)				\$1,861.90	0%	T&M	\$1,861.00	-\$4,642
IBX204	IB / PEB	Grading	over 100,000 cubic yards	90% of Grading Permit (\$0.0225)	per cy			\$0.0273	0%	T&M	\$0.0273	\$0.0048
IBX205	IB / PEB	Grading	Grading Permit Fee			92.0130(b)						
IBX206	IB / PEB	Grading	100 cubic yards	160.00		91.107.2.4		\$544.65	0%	T&M	\$544.00	\$384
IBX207	IB / PEB	Grading	101 - 1,000 cubic yards	\$160 for the first 100 cubic yards, plus \$135 for each addn'l 100 cy or fraction thereof		91.107.2.4		\$544.65	NA	T&M	\$544 for the first 100 cubic yards, plus \$93 for each addn'l 100 cy or fraction thereof	\$384
IBX208	IB / PEB	Grading	1,001 - 10,000 cubic yards	\$1,375 for the first 1,000 cubic yards, plus \$150 for each addn'l 1,000 cy or fraction thereof		91.107.2.4		\$1,478.33	NA	T&M	\$1478 for the first 1,000 cubic yards, plus \$207 for each addn'l 1,000 cy or fraction thereof	\$103
IBX209	IB / PEB	Grading	10,001 - 100,000 cubic yards	\$2,725 for the first 10,000 cubic yards, plus \$500 for each addn'l 10,000 cy or fraction thereof		91.107.2.4		\$3,345.71	NA	T&M	\$3345 for the first 10,000 cubic yards, plus \$1210 for each addn'l 10,000 cy or fraction thereof	\$620
IBX210	IB / PEB	Grading	over 100,000 cubic yards	\$7,225 for the first 100,000 cubic yards, plus \$250 for each addn'l 10,000 cy or fraction thereof		91.107.2.4		\$14,238.70	NA	T&M	\$14238 for the first 10,000 cubic yards, plus \$1089 for each addn'l 10,000 cy or fraction thereof	\$7,013
IBX211	IB / PEB	Grading	Supplemental Grading Permit Fees for Additional Work	The difference between the fee paid for the original permit and the fee shown for the entire project		91.107.4.2		Variable	NA	NA	No Change	NA
IBX212	IB	Grading	Grading, Excavations and Fills - Fee to Department to file with Office of County Recorder a certificate stating property is no longer substandard	60.00		91.7005.7		\$230.52	0%	T&M	\$230.00	\$170
IBX213	IB	Grading	Class I Slope Failure	3,474.00	*definition of slope failure classification	91.7005.8.2	(Sec. 98.0411 - Table No. 4-D)	\$4,287.06	0%	T&M	\$4,287.00	\$813
IBX214	IB	Grading	Class II Slope Failure	2,779.00	*definition of slope failure classification	91.7005.8.2	(Sec. 98.0411 - Table No. 4-D)	\$3,413.79	0%	T&M	\$3,413.00	\$634
IBX215	IB	Grading	Class III Slope Failure	2,084.00	*definition of slope failure classification	91.7005.8.2	(Sec. 98.0411 - Table No. 4-D)	\$2,228.23	0%	T&M	\$2,228.00	\$144
IBX216	IB	Grading	Other Grading Code Violations	1,389.00	*definition of slope failure classification	91.7005.8.2	(Sec. 98.0411 - Table No. 4-D)	\$1,588.92	0%	T&M	\$1,588.00	\$199
IBX217	IB / PEB	Grading	Grading, Excavations and Fills - Surety Bond	Based on entire project (bond must be in amount to suffice)		91.7006.5.1		NA	NA	NA	No Change	NA
IBX218	IB / PEB	Grading	Grading, Excavations and Fills - Cash Bond in Lieu of Surety Bond	Based on entire project (bond must be in amount to suffice)		91.7006.5.2		NA	NA	NA	No Change	NA

ATTACHMENT A

Building & Safety - IB

Fee #	Bureau	Heading	Description	Current Fee/Charge	Unit	Authority	Notes	Full Cost	Subsidy %	Cost Analysis Type	Suggested Fee	Fee Δ
IBX219	IB	Grading	Grading, Excavations and Fills - Installment Refunds for Completed Work	Dept. may accept proportionate reduction of bond when substantial portion of grading work has been completed		91.7006.5.8		NA	NA	NA	No Change	NA
IBX221	IB / PEB	Mechanical	Off-Site Inspections Fee	104.00	per hour	95.114.10		\$164.04	0%	T&M	\$164.00	\$60
IBX222	IB / PEB	Mechanical	Minimum Inspection Fee	90.00	per inspection	95.114.4	(Sec. 98.0412(a) - Exhibit 4)	\$164.04	0%	T&M	\$164.00	\$74
IBX223	IB / PEB	Mechanical	Fees for Miscellaneous Permits or Inspections	90.00	each	95.114.5	(Sec. 98.0412(c) - Exhibit 4)	\$164.04	0%	T&M	\$164.00	\$74
IBX224	IB / PEB	Mechanical	Investigation Fee	2x amount charged for an application for inspection, license, or permit fee		95.114.6	Minimum: \$400.00 (Sec. 98.0402(a) - Exhibit 2)	NA	NA	NA	No Change	NA
IBX225	IB	Mechanical	Fees for Additional Inspection	90.00	per inspection	95.114.8	(Sec. 98.0412(b) - Exhibit 4)	\$164.04	0%	T&M	\$164.00	\$74
IBX226	IB	Mechanical	Inspection Fees for Off-Hours Inspections	100.00	per hour	95.114.9	Minimum: 4 hrs (Sec. 98.0406 - Exhibit 3)	\$246.06	0%	T&M	\$246.00	\$146
IBX227	IB	Mechanical (Verify/Adjust time)	Maintenance Supervisor or Air Balancer - Certificate of Qualification Filing Fee - Initial Application Fee	50.00		95.119.2.2	(Sec. 98.0414 - Exhibit 5)	\$57.25	0%	T&M	\$57.00	\$7
IBX228	IB	Mechanical (Verify/Adjust time)	Maintenance Supervisor or Air Balancer - Certificate of Qualification Filing Fee - Subsequent Application and Examination Fee	50.00		95.119.2.2	(Sec. 98.0414 - Exhibit 5)	\$57.25	0%	T&M	\$57.00	\$7
IBX229	IB	Mechanical (Verify/Adjust time)	Maintenance Certificate of Registration Initial Fee	150.00		95.119.5.2	(Sec. 98.0414 - Exhibit 5)	\$114.50	0%	T&M	\$114.00	-\$36
IBX230	IB	Mechanical (Verify/Adjust time)	Maintenance Certificate of Registration Annual Renewal Fee	150.00		95.119.5.3	(Sec. 98.0414 - Exhibit 5)	\$114.50	0%	T&M	\$114.00	-\$36
IBX231	IB	Mechanical (Verify/Adjust time)	Certificate of Qualification Annual Renewal Fee	25.00		95.119.5.5	(Sec. 98.0414 - Exhibit 5)	\$57.25	0%	T&M	\$57.00	\$32
IBX232	IB	Mechanical	Expired Certificates Renewal Fee	Renewal fee increased by 10% for each month after the first		95.119.9	*Sec. renumbered from 95.118.9 per Ord. 182848	NA	NA	NA	No Change	NA
IBX233	IB	Plumbing	Certificates of Qualification and Registration Examination Fees: Application for Certificate of Registration	115.00		94.103.14.4		\$229.00	0%	T&M	\$228.00	\$113
IBX234	IB	Plumbing	Certificates of Qualification and Registration Examination Fees: Certificate of Qualification	42.00		94.103.14.4		\$114.50	0%	T&M	\$114.00	\$72
IBX235	IB	Plumbing	Renew Delinquent Certificates	Renewal fee increased by 10% for each month after the first		94.103.17.3		NA	NA	NA	No Change	NA
IBX236	IB / PEB	Plumbing	Permit Issuing Fee	24.00		94.103.4.1		\$41.67	2%	T&M	\$41.00	\$17
IBX237	IB / PEB	Plumbing	Minimum Inspection Fee	93.00		94.103.4.1		\$155.61	0%	T&M	\$155.00	\$62
IBX238	IB / PEB	Plumbing	Investigation Fees	2x amount charged for an application for inspection, license, or permit fee		94.103.4.4	Minimum: \$400.00 (Sec. 98.0402 - Exhibit 2)	NA	NA	NA	No Change	NA
IBX239	IB	Plumbing	Inspection of Miscellaneous Equipment	90.00	per inspection	94.103.4.6.1	(Sec. 98.0412(c) - Exhibit 4)	\$155.61	0%	T&M	\$155.00	\$65
IBX240	IB	Plumbing	Plumbing Additional Inspections	90.00	per inspection	94.103.4.6.3	(Sec. 98.0412(b) - Exhibit 4)	\$155.61	0%	T&M	\$155.00	\$65
IBX241	IB	Plumbing	Inspection Fees for Off-Hours Inspections	100.00	per hour	94.103.4.6.4	Minimum: 4 hours (Sec. 98.0406 - Exhibit 3)	\$155.61	0%	T&M	\$155.00	\$55
IBX242	IB	Plumbing	Off-Site Inspections Fee	104.00	per hour	94.103.4.6.5	(Sec. 98.0412(b) - Exhibit 4)	\$155.61	0%	T&M	\$155.00	\$51
IBX243	IB	Plumbing	Off-Site Inspections Fee: Minimum Fee	277.00			(Sec. 98.0412(b) - Exhibit 4)	\$389.04	0%	T&M	\$389.00	\$112

ATTACHMENT A

Building & Safety - IB

Fee #	Bureau	Heading	Description	Current Fee/Charge	Unit	Authority	Notes	Full Cost	Subsidy %	Cost Analysis Type	Suggested Fee	Fee Δ
IBX244	IB / PEB	Plumbing	Change of Address	34.00		94.103.4.6.6	(Sec. 98.0415(a) - Exhibit 6)	\$46.48	1%	T&M	\$46.00	\$12
IBX245	IB / PEB	Plumbing	Transfer of Permit or Plan Checks	48.00		94.103.4.6.6	(Sec. 98.0415(a) - Exhibit 6)	\$46.48	1%	T&M	\$46.00	-\$2
IBX246	IB	Plumbing	Critical Soil Survey	92.00		94.103.4.6.7		\$280.44	0%	T&M	\$280.00	\$188
IBX247	IB	Pressure Vessel	<b>Pressure Vessel &amp; Boilers - Inspection Fee</b>			97.0314						
IBX248	IB	Pressure Vessel	<b>(a) High Pressure and Hot Water Boilers:</b>									
IBX249	IB	Pressure Vessel	0 to 10 sq. ft. of heating surface	58.00				\$96.20	0%	T&M	\$96.00	\$38
IBX250	IB	Pressure Vessel	Over 10 to 20 sq. ft. of heating surface	71.00				\$96.20	0%	T&M	\$96.00	\$25
IBX251	IB	Pressure Vessel	Over 20 to 35 sq. ft. of heating surface	97.00				\$96.20	0%	T&M	\$96.00	-\$1
IBX252	IB	Pressure Vessel	Over 35 to 75 sq. ft. of heating surface	117.00				\$192.39	0%	T&M	\$192.00	\$75
IBX253	IB	Pressure Vessel	Over 75 to 250 sq. ft. of heating surface	156.00				\$288.59	0%	T&M	\$288.00	\$132
IBX254	IB	Pressure Vessel	Over 250 to 500 sq. ft. of heating surface	169.00				\$288.59	0%	T&M	\$288.00	\$119
IBX255	IB	Pressure Vessel	Over 500 sq. ft. of heating surface	195.00				\$384.78	0%	T&M	\$384.00	\$189
IBX256	IB	Pressure Vessel	<b>(b) Low Pressure Boilers:</b>									
IBX257	IB	Pressure Vessel	Steel plate boiler with manhole	143.00				\$192.39	0%	T&M	\$192.00	\$49
IBX258	IB	Pressure Vessel	Steel plate boiler without manhole	110.00				\$192.39	0%	T&M	\$192.00	\$82
IBX259	IB	Pressure Vessel	Cast iron boilers	110.00				\$192.39	0%	T&M	\$192.00	\$82
IBX260	IB	Pressure Vessel	(c) Boilers and fixed pressure vessels erected and assembled on site	143.00	per hour		1 hr minimum	\$192.39	0%	T&M	\$192.00	\$49
IBX261	IB	Pressure Vessel	<b>(d) Unfired pressure vessels: Internal &amp; Ultra-Sonic Inspection</b>									
IBX262	IB	Pressure Vessel	Vessels 36 inches or less in diameter	84.00				\$192.39	0%	T&M	\$192.00	\$108
IBX263	IB	Pressure Vessel	Vessels more than 36 inches, but less than 54 inches in diameter	97.00				\$288.59	0%	T&M	\$288.00	\$191
IBX264	IB	Pressure Vessel	Vessels 54 inches or more, but less than 96 inches in diameter	143.00				\$288.59	0%	T&M	\$288.00	\$145
IBX265	IB	Pressure Vessel	Vessels 96 inches or more in diameter	143.00				\$384.78	0%	T&M	\$384.00	\$241
IBX266	IB	Pressure Vessel	<b>(d) Unfired pressure vessels: External Inspection</b>									
IBX267	IB	Pressure Vessel	Vessels 36 inches or less in diameter	58.00				\$192.39	0%	T&M	\$192.00	\$134
IBX268	IB	Pressure Vessel	Vessels more than 36 inches, but less than 54 inches in diameter	84.00				\$192.39	0%	T&M	\$192.00	\$108
IBX269	IB	Pressure Vessel	Vessels 54 inches or more, but less than 96 inches in diameter	104.00				\$192.39	0%	T&M	\$192.00	\$88
IBX270	IB	Pressure Vessel	Vessels 96 inches or more in diameter	104.00				\$288.59	0%	T&M	\$288.00	\$184

ATTACHMENT A

Building & Safety - IB

Fee #	Bureau	Heading	Description	Current Fee/Charge	Unit	Authority	Notes	Full Cost	Subsidy %	Cost Analysis Type	Suggested Fee	Fee Δ
IBX271	IB	Pressure Vessel	(e) Unfired pressure vessels erected and assembled on site	143.00	per hour			\$192.39	0%	T&M	\$192.00	\$49
IBX272	IB	Pressure Vessel	<b>(f) Unfired vessels</b>									
IBX273	IB	Pressure Vessel	Unfired pressure vessels, such as steam mangles, cookers, kettles, etc.	26.00	each			\$96.20	0%	T&M	\$96.00	\$70
IBX274	IB	Pressure Vessel	Steam clothes presses and vulcanizers	10.00	each			\$96.20	0%	T&M	\$96.00	\$86
IBX275	IB	Pressure Vessel	Unfired pressure vessels subjected to external pressure	23.00	each			\$96.20	0%	T&M	\$96.00	\$73
IBX276	IB	Pressure Vessel	(g) Automotive hoists, including surge tanks	41.00	each			\$96.20	0%	T&M	\$96.00	\$55
IBX277	IB	Pressure Vessel	(h) Other inspections	143.00	per hour		For all inspections not covered in the above schedule	\$192.39	0%	T&M	\$192.00	\$49
IBX278	IB	Pressure Vessel	(i) Shop inspections	143.00	per hour		2 hour minimum	\$192.39	0%	T&M	\$192.00	\$49
IBX279	IB	Pressure Vessel	(j) Resale inspection of all fired and unfired pressure vessels	143.00	per hour		2 hour minimum	\$192.39	0%	T&M	\$192.00	\$49
IBX280	IB	Pressure Vessel	(k) Fees for consultation	143.00	per hour		2 hour minimum	\$192.39	0%	T&M	\$192.00	\$49
IBX281	IB	Pressure Vessel	(l) Processing of inspection reports	19.00	each piece of equipment or apparatus			\$48.89	2%	T&M	\$48.00	\$29
IBX282	IB	Pressure Vessel	(m) Fees for the inspection of repairs to boilers or pressure vessels	143.00	per hour			\$192.39	0%	T&M	\$192.00	\$49
IBX283	IB	<b>Pressure Vessel</b>	<b>Boilers, Unfired Pressure Vessels and Other Equipment - Examination Fees</b>	<b>Various (based on below License Examination Fees Table of this section)</b>		97.0203(a)						
IBX284	IB	Pressure Vessel	Initial Fee - Boiler Operator (35 HP)	50.00			Fee includes proctoring costs	\$270.56	0%	T&M	\$270.00	\$220
IBX285	IB	Pressure Vessel	Initial Fee - Steam Engineer (500 HP)	50.00			Fee includes proctoring costs	\$270.56	0%	T&M	\$270.00	\$220
IBX286	IB	Pressure Vessel	Initial Fee - Steam Engineer (Unlimited HP)	50.00			Fee includes proctoring costs	\$270.56	0%	T&M	\$270.00	\$220
IBX287	IB	Pressure Vessel	Initial Fee - Diesel Engineer	50.00			Fee includes proctoring costs	\$270.56	0%	T&M	\$270.00	\$220
IBX288	IB	Pressure Vessel	Initial Fee - Equipment Engineer	50.00			Fee includes proctoring costs	\$270.56	0%	T&M	\$270.00	\$220
IBX289	IB	Pressure Vessel	Initial Fee - Deputy Pressure Vessel Inspector	125.00			Fee includes proctoring costs	\$285.36	0%	T&M	\$285.00	\$160
IBX290	IB	Pressure Vessel	Renewal Fee - Boiler Operator (35 HP)	25.00				\$46.48	1%	T&M	\$46.00	\$21
IBX291	IB	Pressure Vessel	Renewal Fee - Steam Engineer (500 HP)	25.00				\$46.48	1%	T&M	\$46.00	\$21
IBX292	IB	Pressure Vessel	Renewal Fee - Steam Engineer (Unlimited HP)	25.00				\$46.48	1%	T&M	\$46.00	\$21

ATTACHMENT A

Building & Safety - IB

Fee #	Bureau	Heading	Description	Current Fee/Charge	Unit	Authority	Notes	Full Cost	Subsidy %	Cost Analysis Type	Suggested Fee	Fee Δ
IBX293	IB	Pressure Vessel	Renewal Fee - Diesel Engineer	25.00				\$46.48	1%	T&M	\$46.00	\$21
IBX294	IB	Pressure Vessel	Renewal Fee - Equipment Engineer	25.00				\$46.48	1%	T&M	\$46.00	\$21
IBX295	IB	Pressure Vessel	Renewal Fee - Deputy Pressure Vessel Inspector	50.00				\$46.48	1%	T&M	\$46.00	-\$4
IBX296	IB	Pressure Vessel	Boiler Installation Permit - Fees	20.00	for each piece of equipment for which an installation permit is issued.	97.0301(b)		\$41.67	2%	T&M	\$41.00	\$21
IBX297	IB	Pressure Vessel	Pressure Vessel & Boilers Inspection Fee - Issuing Fee	Various (Sec. 98.0415 - Exhibit 6)		97.0314.1(a)						
IBX298	IB	Pressure Vessel	Pressure Vessel & Boilers Inspection Fee - Minimum Inspection Fee	90.00	per inspection	97.0314.1(b)	(Sec. 98.0412 - Exhibit 4)	\$192.39	0%	T&M	\$192.00	\$102
IBX299	IB	Testing Agencies	Testing in Applicants Premises Supplemental Fee	158.00	per hour	98.0502(l)	Applicant shall agree in writing to pay all the expense for travel, transportation, board and lodging, and other miscellaneous expense; plus Supplemental Fee	\$203.49	0%	T&M	\$203.00	\$45
IBX300	IB	Testing Agencies	Application for Testing Agencies Approval Fee	1,153.00	for each application	98.0503(b)		\$1,127.77	0%	T&M	\$1,127.00	-\$26
IBX301	IB	Testing Agencies	Application for Testing Agencies Approval Fee	648.00	for each branch to main office	98.0503(b)		\$1,127.77		T&M	\$1,127.00	\$479
IBX302	IB	Testing Agencies	Renewal Fee	865.00	for each application	98.0503(b)		\$736.35	0%	T&M	\$736.00	-\$129
IBX303	IB	Testing Agencies	Renewal Fee	252.00	for each branch to main office	98.0503(b)		\$736.35	0%	T&M	\$736.00	\$484
IBX304	IB	Testing Agencies	Major Modification Fee	648.00	for each application	98.0503(b)		\$736.35	0%	T&M	\$736.00	\$88
IBX305	IB	Testing Agencies	Clerical Modification Fee	252.00	for each application	98.0503(b)		\$391.42	0%	T&M	\$391.00	\$139
IBX306	IB	Testing Agencies	On-site Laboratory Inspections and Follow-Up Fee	108.00	per hour	98.0503(b)		\$172.47	0%	T&M	\$172.00	\$64
IBX307	IB	Testing Agencies	Supplemental Fees - Fees for processing time for application exceeding time provided for approval, renewal, modification	108.00	per hour	98.0503(b)		\$172.47	0%	T&M	\$172.00	\$64
IBX308	IB	Testing Agencies	Fee for Travel if 60+ miles from LA City Hall - Clerical Support	New		98.0503(b)		\$185.94	1%	T&M	\$185.00	NA
IBX309	IB	Testing Agencies	Fee for Travel if 60+ miles from LA City Hall	Various (based on type of travel - Sec. 96.204(i))		98.0503(d)		Variable	NA	NA	Various (based on type of travel - Sec. 96.204(i))	NA
IBX310	IB	Welding	Building - Steel - Welding Special Qualification Application Fee	50.00	each	91.2204.1		\$875.80	0%	T&M	\$875.00	\$825

ATTACHMENT A

Building & Safety - IB

Fee #	Bureau	Heading	Description	Current Fee/Charge	Unit	Authority	Notes	Full Cost	Subsidy %	Cost Analysis Type	Suggested Fee	Fee Δ
IBX311	IB	Administrative	Charges for Printed Materials: Certificate of Inspection and Permit to Operate Steam Boiler or Pressure Vessel Form M1	11.00	per pad (100)	98.0405		\$23.84	4%	T&M	\$23.00	\$12
IBXNEW	IB	Demolition	Notification of Demolition Fee - The Department shall collect a fee in the amount of \$60.00 when an application for the demolition of a building or structure described in LAMC Subsection 91.106.4.5.1 is filed with the Department. This fee shall be charged in addition to applicable demolition pre-inspection fees set forth at LAMC Subsection 91.107.3.2.	60.00		91.106.4.5.3		\$92.82	1%	T&M	\$92.00	\$32

Exhibits

EXE019		Table No. 1-A	Sec. 91.113. - Exhibit 8 Building Permit Fees	None	\$0.00 - \$100 Inclusive			\$0.00	NA	Program Analysis	None	NA
EXE020		Table No. 1-A	Sec. 91.113. - Exhibit 8 Building Permit Fees	65.00	\$100.01 to \$2,000 Inclusive			\$102.39	0%	Program Analysis	\$102.39	\$37
EXE021		Table No. 1-A	Sec. 91.113. - Exhibit 8 Building Permit Fees	40.00	\$2,000.01 to \$20,000 Inclusive			\$63.01	0%	Program Analysis	\$63.01	\$23
EXE031		Table No. 1-A	Sec. 91.113. - Exhibit 8 Building Permit Fees	1.25	per \$100 or fraction thereof of total valuation		in addition to \$2,000.01 to \$20,000 Inclusive fee	\$1.97	0%	Program Analysis	\$1.97	\$1
EXE022		Table No. 1-A	Sec. 91.113. - Exhibit 8 Building Permit Fees	170.00	\$20,00.01 to \$50,000 Inclusive			\$267.78	0%	Program Analysis	\$267.78	\$98
EXE032		Table No. 1-A	Sec. 91.113. - Exhibit 8 Building Permit Fees	6.00	per \$1,000 or fraction thereof of total valuation		in addition to \$20,00.01 to \$50,000 Inclusive fee	\$9.45	0%	Program Analysis	\$9.45	\$3
EXE023		Table No. 1-A	Sec. 91.113. - Exhibit 8 Building Permit Fees	195.00	\$50,00.01 to \$100,000 Inclusive			\$307.16	0%	Program Analysis	\$307.16	\$112
EXE033		Table No. 1-A	Sec. 91.113. - Exhibit 8 Building Permit Fees	5.50	per \$1,000 or fraction thereof of total valuation		in addition to \$50,00.01 to \$100,000 Inclusive fee	\$8.66	0%	Program Analysis	\$8.66	\$3
EXE024		Table No. 1-A	Sec. 91.113. - Exhibit 8 Building Permit Fees	395.00	\$100,00.01 to \$500,000 Inclusive			\$622.19	0%	Program Analysis	\$622.19	\$227
EXE034		Table No. 1-A	Sec. 91.113. - Exhibit 8 Building Permit Fees	3.50	per \$1,000 or fraction thereof of total valuation		in addition to \$100,00.01 to \$500,000 Inclusive fee	\$5.51	0%	Program Analysis	\$5.51	\$2
EXE025		Table No. 1-A	Sec. 91.113. - Exhibit 8 Building Permit Fees	520.00	\$500,000.01 to \$1,000,000 Inclusive			\$819.09	0%	Program Analysis	\$819.09	\$299
EXE035		Table No. 1-A	Sec. 91.113. - Exhibit 8 Building Permit Fees	3.25	per \$1,000 or fraction thereof of total valuation		in addition to \$500,000.01 to \$1,000,000 Inclusive fee	\$5.12	0%	Program Analysis	\$5.12	\$2
EXE026		Table No. 1-A	Sec. 91.113. - Exhibit 8 Building Permit Fees	920.00	Over \$1,000,000			\$1,449.16	0%	Program Analysis	\$1,449.16	\$529
EXE036		Table No. 1-A	Sec. 91.113. - Exhibit 8 Building Permit Fees	2.85	per \$1,000 or fraction thereof of total valuation		in addition to Over \$1,000,000 fee	\$4.49	0%	Program Analysis	\$4.49	\$2
EXE027	Table No. 1-A.1	Sec. 91.113. - Exhibit 9 Combined Permit Fees	New Construction	165% of bldg permit fee			determined from Table 1-A	Variable	0%	Program Analysis	165% of bldg permit fee	NA

ATTACHMENT A

Building & Safety - IB												
Fee #	Bureau	Heading	Description	Current Fee/Charge	Unit	Authority	Notes	Full Cost	Subsidy %	Cost Analysis Type	Suggested Fee	Fee Δ
EXE028	Table No. 1-A.1	Sec. 91.113. - Exhibit 9 Combined Permit Fees	Alteration	165% of bldg permit fee			determined from Table 1-A	Variable	0%	Program Analysis	165% of bldg permit fee	NA
EXE029	Table No. 1-A.1	Sec. 91.113. - Exhibit 9 Combined Permit Fees	Swimming Pool	175% of bldg permit fee			determined from Table 1-A	Variable	0%	Program Analysis	175% of bldg permit fee	NA
EXE030		Sec. 98.0422 - Exhibit 7	Fees for off hours plan check and other services	A fee, in addition to fees charged elsewhere in this code, equal to 50 percent of the fees for plan checking or other services or processing shall be collected at the time of the request				NA	NA	NA	No Change	NA

ATTACHMENT A

Building & Safety - GCR

Fee #	Bureau	Function	Heading	Description	Current Fee/Charge	Unit	Authority	Notes	Full Cost	Cost Analysis Type	Suggested Fee	Fee Δ
GCR010	GCR	3	Administrative	Appeals to the Department, Appeal Processing Fee: First Item	130.00		98.0403.2(a)2		\$260.86	T&M	\$260.00	\$130
GCR011	GCR	4	Administrative	Appeals to the Department, Appeal Processing Fee: Additional Items	39.00		98.0403.2(a)2		\$78.26	T&M	\$78.00	\$39
GCR021	GCR	6	Table No. 4-A	Appeals to the Board, Filing Fee - Group Occupancy R-3 & U, Building Types V, IV, III, I & II	\$215 + \$76 each additional item	first item for noted occupancy and building types	98.0403.2, Table No. 4-A	\$76 each additional item	\$521.71	T&M	\$554 each item	\$339
GCR022	GCR	7	Table No. 4-A	Appeals to the Board, Filing Fee - Group Occupancy All Others, Building Types V, IV, III	\$354 + \$215 each additional item	first item for noted occupancy and building types	98.0403.2, Table No. 4-A	\$215 each additional item	\$521.71	T&M	\$554 each item	\$200
GCR023	GCR	8	Table No. 4-A	Appeals to the Board, Filing Fee - Group Occupancy All Others, Building Types I and II	\$632 + \$215 each additional item	first item for noted occupancy and building types	98.0403.2, Table No. 4-A	\$215 each additional item	\$521.71	T&M	\$554 each item	-\$78
GCRNEW	GCR	9	Table No. 4-A	Appeals to the Board, Filing Fee - All others not covered by schedule provided in Table No. 4-A	\$500 + \$150 for each additional item	first item	98.0403.2, Table No. 4-A	\$150 for each additional item	\$521.71	T&M	\$554 each item	\$54
GCRNEW	GCR	10	Table No. 4-B	Appeals to the Board, Filing Fee for Grading and Soils Requirements - 1-5 Lots, Construction Requirements	\$280 + \$115 each additional item	first item for noted lots and type	98.0403.2, Table No. 4-B	\$115 each additional item	\$521.71	T&M	\$554 each item	\$274
GCRNEW	GCR	11	Table No. 4-B	Appeals to the Board, Filing Fee for Grading and Soils Requirements - 1-5 Lots, Unstable Soil of Geology	\$480 + \$115 each additional item	first item for noted lots and type	98.0403.2, Table No. 4-B	\$115 each additional item	\$521.71	T&M	\$554 each item	\$74
GCRNEW	GCR	12	Table No. 4-B	Appeals to the Board, Filing Fee for Grading and Soils Requirements - 5+ Lots, Construction Requirements	\$580 + \$280 each additional item	first item for noted lots and type	98.0403.2, Table No. 4-B	\$280 each additional item	\$521.71	T&M	\$554 each item	-\$26
GCRNEW	GCR	13	Table No. 4-B	Appeals to the Board, Filing Fee for Grading and Soils Requirements - 5+ Lots, Unstable Soil of Geology	\$880 + \$280 each additional item	first item for noted lots and type	98.0403.2, Table No. 4-B	\$280 each additional item	\$521.71	T&M	\$554 each item	-\$326
GCR005	GCR	14	Administrative/Commissions Board	Appeals to the Department/Board, Inspection Fee (to verify site conditions, if necessary)	84.00		98.0403.2(a)2 and 98.0403.2(b)5	Separate but similar Inspection Fee for Department and Board	\$155.61	T&M	\$155.00	\$71
GCR004	GCR	15	Administrative/Commissions Board	Appeals to the Department/Board, Miscellaneous Fee (to prepare a written report)	104.00	per staff hour or portion thereof	98.0403.2(a)2 and 98.0403.2(b)5	Section references Misc Fees described in LAMC 98.0415(f) (Exhibit 6) to prepare a written report	\$233.96	T&M	\$233.00	\$129
GCR006	GCR	16	Administrative/Commissions Board	Appeals to the Department/Board, Additional Inspection Fee (if necessary, to verify compliance with conditions established by the determination of the Department)	90.00		98.0403.2(a)2 and 98.0403.2(b)5	Section references addtl inspection fee described in LAMC 98.0412(a) (Exhibit 4)	\$155.61	T&M	\$155.00	\$65
GCR007	GCR	17	Administrative	Appeals to the Department, Filing Fee for Items Covered under LAMC Section 98.0501, Alternate Materials, Devices, and Methods of Construction	165.00	For each request/item	98.0403.2(a)3		\$260.86	T&M	\$260.00	\$95
GCR024	GCR	18	Administrative	Appeals to the Department, Supplemental Fee for Items Covered under LAMC Section 98.0501, Alternate Materials, Devices, or Methods of Construction	104.00	Processing time in excess of one hour	98.0403.2(a)3	Section references supplemental fee specified in LAMC 98.0501(b)4	\$233.96	T&M	\$233.00	\$129
GCR008	GCR	19	Commissions Board	Appeals to the Board, Miscellaneous Report Fee	104.00	per staff hour or portion thereof	98.0403.2(b) #6	Section references Misc Fees described in LAMC 98.0415(f) (Exhibit 6)	\$233.96	T&M	\$233.00	\$129
GCR008	GCR	26	Hauling	Application for Review of Technical Reports and Import-Export Routes Filing Fee	529.00	New unit - per case	91.7006.7.5		\$614.27	T&M	\$614.00	\$85
GCR012	GCR	20	Commissions Board	Appeals Referred to the Engineering Geology Advisory Committee - Initial Referral Fee	50.00	referral fee	91.105.3.6	in addition to number of lots involved.	Variable	NA	\$50 or actual costs incurred, whichever is greater	NA

ATTACHMENT A

Building & Safety - GCR

Fee #	Bureau	Function	Heading	Description	Current Fee/Charge	Unit	Authority	Notes
GCR013	GCR	21	Commissions Board	Appeals Referred to the Engineering Geology Advisory Committee - Additional Referral Fee, No more than two lots	150.00	additional referral fee for noted lots	91.105.3.6	
GCR014	GCR	22	Commissions Board	Appeals Referred to the Engineering Geology Advisory Committee - Additional Referral Fee, 3-10 lots	300.00	additional referral fee for noted lots	91.105.3.6	
GCR015	GCR	23	Commissions Board	Appeals Referred to the Engineering Geology Advisory Committee - Additional Referral Fee, 11+ lots	600.00	additional referral fee for noted lots	91.105.3.6	
GCR016	GCR	24	Commissions Board	Appeals Referred to the Sign Advisory Committee - Referral Fee	300.00	referral fee	91.105.4.7	(based on group occupancy and type of building) (Table No. 4-A - Exhibit 10)
GCR002	GCR	25	Commissions Board	Civil Penalties for Disabled Access Violations	Schedule submitted by Superintendent based on violation/penalty on person		91.105.6.5	

Full Cost	Cost Analysis Type	Suggested Fee	Fee Δ
Variable	NA	\$150 or actual costs incurred, whichever is greater	NA
Variable	NA	\$300 or actual costs incurred, whichever is greater	NA
Variable	NA	\$600 or actual costs incurred, whichever is greater	NA
Variable	NA	\$300 or actual costs incurred, whichever is greater	NA
Variable	NA	No Change	NA

ATTACHMENT A

Building & Safety - RMB

Fee #	Bureau	Heading	Description	Current Fee/Charge	Unit	Authority	Notes
RMB001	RMB	Administrative	Administrative - Authority to Accept Underpayments and Overpayments for Permit Applications	LADBS may retain up to \$1.00 in excess of the amount legally due; and accept as full payment no more than \$0.50 deficient of amount legally due		98.0106	
RMB002	RMB	Administrative	Administrative - Guaranteed Express Permit Program (GEP) - Waiver of permit fees for guaranteed express permits	LADBS shall waive permit fee for permits at the Express Permit Counter		98.0109	(limited to one permit per person, per permit application)
RMB003	RMB	Administrative	Administrative - Surcharge for Development Services Centers	Surcharge equal to the greater of 3% of the fees or \$1.00 added to the total of all fees imposed for registration of medical marijuana collectives and for any permit, plan check, license, application, report and inspection		98.0410	
RMB004	RMB	Administrative	Administrative - Building and Safety Systems Development Surcharge	Added to the total of all fees imposed for registration of medical marijuana collectives and for any permit, plan check, license, application, report and inspection in the amount equal to the greater of 6% of the fee or one \$1.00		98.0416	
RMB005	RMB	Administrative	Department of City Planning - Surcharges for Development of Automated Systems and General Plan Maintenance	\$5.00 fee shall be deposited into the Department of Building and Safety Permit Enterprise Fund and credited to the departmental receipts of the Department of Building and Safety		98.0418	
RMB006	RMB	Administrative	Administrative - Refunds of Department Fees	Refund shall be 100% of the difference paid and what should have been paid on all fees		98.0420	
RMB007	RMB / PEB	Administrative	Administrative - Fees for duplicating building plans	0.10	per page	91.106.4.2.2.2	
RMB008	RMB / PEB for breakout of sizes	Administrative	Administrative - Fees for duplicating building plans: Plans that have NOT been microfilmed	\$15 for each set of plans. \$8 initial service fee, plus \$1 for each photocopy sheet.		91.106.4.2.2.2	
RMB009	RMB	Administrative	Fire Hydrant Fee	22/100 of 1% of the total value of all construction or work for which the permit is issued		91.107.4.4	\$5.00 fee shall be deposited into the Department of Building and Safety Permit Enterprise Fund

Full Cost	Cost Analysis Type	Suggested Fee	Fee Δ
NA	NA	No Change	\$0
NA	NA	No Change	\$0
NA	NA	No Change	\$0
NA	NA	No Change	\$0
NA	NA	No Change	\$0
NA	NA	No Change	\$0
NA	NA	No Change	\$0
\$1.00	T&M	10 cents per page for each photocopy sheet (materials cost only)	Variable
NA	NA	No Change	\$0


ATTACHMENT A

Building & Safety - RMB

Fee #	Bureau	Heading	Description	Current Fee/Charge	Unit	Authority	Notes
RMB010	RMB	Administrative	Building - Arts fee for development projects of commercial and industrial buildings	Office or research & development: \$1.57 per square foot Retail: \$1.31 per square foot Manufacturing: \$0.51 per square foot Warehouse: \$0.39 per square foot Hotel: \$0.52 per square foot (Maximum: \$1.57 per gross square foot)		91.107.4.6.2	
RMB011	RMB	Administrative	Building - Affordable Housing Mitigation Fee	Not to exceed: \$5.00 per square foot, or 3.5% of the project valuation. (Whichever is lower)		91.107.4.7	
RMB012	RMB	Administrative	Administrative - Refunds of Department Fees	The refund shall be 100% of the difference paid and what should have been paid on all fees (Sec. 98.0420)		91.107.6	
RMB013	RMB	Residential Property Records and Liens	Report of Residential Property Records and Pending and Recorded Liens - Fee for Report of Residential Property Records and Pending Special Assessment Liens	65.00		96.305	

Full Cost	Cost Analysis Type	Suggested Fee	Fee Δ
NA	NA	No Change	\$0
NA	NA	No Change	\$0
NA	NA	No Change	\$0
\$75.11	T&M	\$75.00	\$10

# City of Los Angeles



## Building & Safety User Fee Study

December 8, 2025





# TABLE OF CONTENTS

<b>TABLE OF CONTENTS</b> .....	<b>i</b>
<b>Executive Summary</b> .....	<b>1</b>
<b>User Fee Background</b> .....	<b>2</b>
Background .....	2
California User Fee History .....	2
Additional Policy Considerations .....	3
<b>Study Objective</b> .....	<b>4</b>
Scope of the Study .....	4
Aim of the Report.....	5
<b>Project Approach and Methodology</b> .....	<b>6</b>
Conceptual Approach.....	6
Fully Burdened Hourly Rates.....	6
Summary Steps of the Study.....	7
Allowable Costs.....	7
Methodology.....	8
Quality Control/Quality Assurance .....	8
Reasons for cost increases/decreases over current fees.....	9
City Staff Contributions.....	9
<b>Building &amp; Safety User Fees</b> .....	<b>10</b>
Cost Recovery.....	10
Impact on Demand (Elasticity).....	10
Summary .....	11
<b>Inspection Bureau</b> .....	<b>12</b>
Analysis .....	12
<b>Government and Community Relations</b> .....	<b>13</b>
Analysis .....	13
<b>Resource Management Bureau</b> .....	<b>14</b>
Analysis .....	14
<b>Appendix A – Total Allowable Cost to be Recovered</b> .....	<b>15</b>
<b>Appendix B –Fully Burdened Hourly Rates</b> .....	<b>16</b>



---

**Appendix C – Cost Recovery Analysis ..... 21**



---

## Executive Summary

---

The City of Los Angeles engaged Willdan Financial Services (Willdan) to determine the full costs incurred by the City to support the various activities for which the City charges user fees. Due to the complexity and the breadth of performing a comprehensive review of fees, Willdan employed a variety of fee methodologies to identify the full costs of individual fee and program activities. This report and the appendices herein identify 100% full cost recovery for City services. **Appendix C** details the full cost and suggested fees as determined through discussion with departmental staff. The recommended fees identified herein are either at or less than full cost recovery.



---

## User Fee Background

---

### Background

As part of a general cost recovery strategy, local governments adopt user fees to fund programs and services that provide limited or no direct benefit to the community as a whole (“User Fees”). As cities struggle to maintain levels of service and variability of demand, they have become increasingly aware of subsidies provided by the General Fund and have implemented cost-recovery targets. To the extent that governments use general tax monies to provide individuals with private benefits, and not require them to pay the full cost of the service (and, therefore, receive a subsidy), the government is limiting funds that may be available to provide other community-wide benefits. In effect, the government is using community funds to pay for private benefits. Unlike most revenue sources, cities have more control over the level of user fees they charge to recover costs, or the subsidies they can institute.

Fees in California are required to conform to the statutory requirements of the California Constitution, Proposition 218, Proposition 26, and the California Code of Regulations. The Code also requires that the City Council adopt fees by either ordinance or resolution, and that any fees in excess of the estimated total cost of rendering the related services must be approved by a popular vote of two-thirds of those electors voting because the charge would be considered a tax and not a fee. There are no fees suggested to be set above the cost of service and as such a public vote is not required.

### California User Fee History

Before Proposition 13, in times of fiscal shortages, California cities were able to raise property taxes, which funded everything from police and recreation to development-related services. However, this situation changed with the passage of Proposition 13 in 1978.

Proposition 13 established the era of revenue limitation in California local government. In subsequent years, the state saw a series of additional limitations to local government revenues. Proposition 4 (1979) defined the difference between a tax and a fee: a fee can be no greater than the cost of providing the service; and Proposition 218 (1996) further limited the imposition of taxes for certain classes of fees. As a result, cities were required to secure a supermajority vote in order to enact or increase taxes. Due to the thresholds needed to increase local taxes, cities have less control and very few successful options for new revenues. The State of California took a series of actions in the 1990’s and 2000’s to improve the State’s fiscal situation, at the expense of local governments. In 2004-05, the Educational Revenue Augmentation Funds (“ERAF”) take-away of property taxes and the reduction of Vehicle License Fees further reduced local tax revenues.

In addition, on November 2, 2010, California voters approved Proposition 26, the “Stop Hidden Taxes Initiative”, which is aimed at defining “regulatory fees” as a special tax rather than a fee, thus requiring approval by two-thirds vote of local voters. These regulatory fees are typically intended to mitigate the societal and environmental impacts of a business or person’s activities. Proposition 26 contains seven categories of exceptions. The fees analyzed as part of a User Fee study typically fall under categories one through five consisting of charges for specific benefits, government service, regulatory need, for use of government property, or a fine/penalty.



---

## Additional Policy Considerations

State regulations require that municipalities update their fee schedules to reflect the actual costs of certain public services primarily benefiting users. User Fees recover costs associated with the provision of specific services benefiting the user, thereby typically reducing the use of General Fund monies for such purposes.

In addition to collecting the direct cost of labor and materials associated with processing and administering user services, it is common for local governments to recover reasonable support costs. Support costs are those costs relating to a local government's central service departments that are allocable to the local government's operating departments as well as the department and bureau's interoperating and maintenance costs that support the staff providing services to the public. Central services support cost allocations were incorporated using the resulting indirect overhead percentages determined through the City's Cost Allocation Plan. A Cost Allocation Plan identifies the central service functions of the City such as Finance, City Manager, and Human Resources and allocates their cost to the departments and funds of the City that they support. This plan was used in the User Fee study to account for the burden placed upon central services by the operating departments in order to allocate a proportionate share of central service cost through the study.

As labor effort and costs associated with the provision of services fluctuate over time, a significant element in the development of any fee schedule is that it has the flexibility to remain current. Therefore, it is recommended that the City include an inflationary factor in the resolution adopting the fee schedule to allow the City to annually increase or decrease the fees by changes in a pre-approved inflationary index, as described below. However, such inflationary increases shall not exceed the reasonable estimated cost of providing the services each year.

The City may employ many different inflationary factors. The most commonly used inflator is some form of the Consumer Price Index (CPI) as it is widely well known and accepted. A similar inflator is the implicit price deflator for GDP, which is much like the CPI except that while the CPI is based on the same "basket" of goods and services every year, the price deflators' "basket" can change year to year. Since the primary factor for the cost of a City's services is usually the costs of the personnel involved, tying an inflationary factor that connects more directly to the personnel costs can also be suitable if there is a clear method, or current practice of obtaining said factor.

Each City should use an inflator that they believe works the best for their specific situation and needs but cannot rely solely on the CPI increase as it is incumbent upon each agency to ensure the amount of the fees charged does not exceed the reasonable estimated costs of providing the services. It is also recommended that the City perform this internal review annually with a comprehensive review of services and fees performed every five years, which would include adding, amending, or removing fees for programs/services.



---

## Study Objective

---

As the City of Los Angeles seeks to efficiently manage limited resources and adequately respond to increased service demands, it needs a variety of tools. A User Fee Study provides assurance that the City has the best information and the best resources available to make sound decisions, fairly and legitimately set fees, maintain compliance with state law and local policies, and meet the needs of the City administration and its constituency. Given the limitations on raising revenue in local government, the City recognizes that a User Fee Study is a very cost-effective way to understand the total cost of services and identify potential fee deficiencies. Essentially, a User Fee is a payment for a requested service provided by a local government that primarily benefits an individual or group.

The total cost of each service included in this analysis is based on the full cost of providing City services, including direct salaries and benefits of City staff, direct departmental costs, and indirect costs from central service support. This study determines the full cost recovery fee for the City to provide each service; however, each fee is set at the City's discretion, up to 100% of the total cost, as specified in this report.

The principal goal of the study was to help the City determine the full cost of the services that the City provides. In addition, Willdan established a series of additional objectives including:

- Developing a rational basis for setting fees
- Identifying current subsidy amounts, if applicable, of each fee in the model
- Ensuring compliance with State law
- Developing an updatable and comprehensive list of fees
- Maintaining accordance with City policies and goals

The study results will help the City better understand its true costs of providing services and may serve as a basis for making informed policy decisions regarding the most appropriate fees, if any, to collect from individuals and organizations that require individualized services from the City.

## Scope of the Study

The scope of this study encompasses a review and calculation of the user fees charged by the following City of Los Angeles Building and Safety Bureaus:

- Inspection Bureau
- Government and Community Relations
- Resource Management Bureau

The study involved the identification of existing and potential new fees, fee schedule restructuring, data collection and analysis, orientation and consultation, quality control, communication and presentations, and calculation of individual service costs (fees) or program cost recovery levels.



---

## Aim of the Report

The User Fee Study focused on the cost of City services, as City staff currently provide them at existing, known, or reasonably anticipated service and staff level needs. This report provides a summary of the study results, and a general description of the approach and methods Willdan and City staff used to determine the recommended fee schedule. The report is not intended to document all of the numerous discussions throughout the process, nor is it intended to provide an influential dissertation on the qualities of the utilized tools, techniques, or alternative approaches.



---

## Project Approach and Methodology

---

### Conceptual Approach

The basic concept of a User Fee Study is to determine the “reasonable cost” of each service provided by the City for which it charges a user fee. The full cost of providing a service may not necessarily become the City’s fee, but it serves as the objective basis as to the maximum amount that may be collected.

The standard fee limitation established in California law for such fees is the “estimated, reasonable cost” principle. In order to maintain compliance with the letter and spirit of this standard, every component of the fee study process included a related review. The use of budget figures, time estimates, and improvement valuation clearly indicates reliance upon estimates for some data.

### Fully Burdened Hourly Rates

The total cost of each service included in this analysis is primarily based on the Fully Burdened Hourly Rates (FBHRs) that were determined for City personnel directly involved in providing services. The FBHRs include not only personnel salary and benefits (see [Appendix B](#)), but also any costs that are reasonably ascribable to personnel for fee cost recovery. The cost elements that are included in the calculation of fully burdened rates are:

- Salaries & benefits of personnel involved
- Operating costs applicable to fee operations
- Departmental support, supervision, and administration overhead
- Indirect City-wide overhead costs calculated through the Cost Allocation Plan

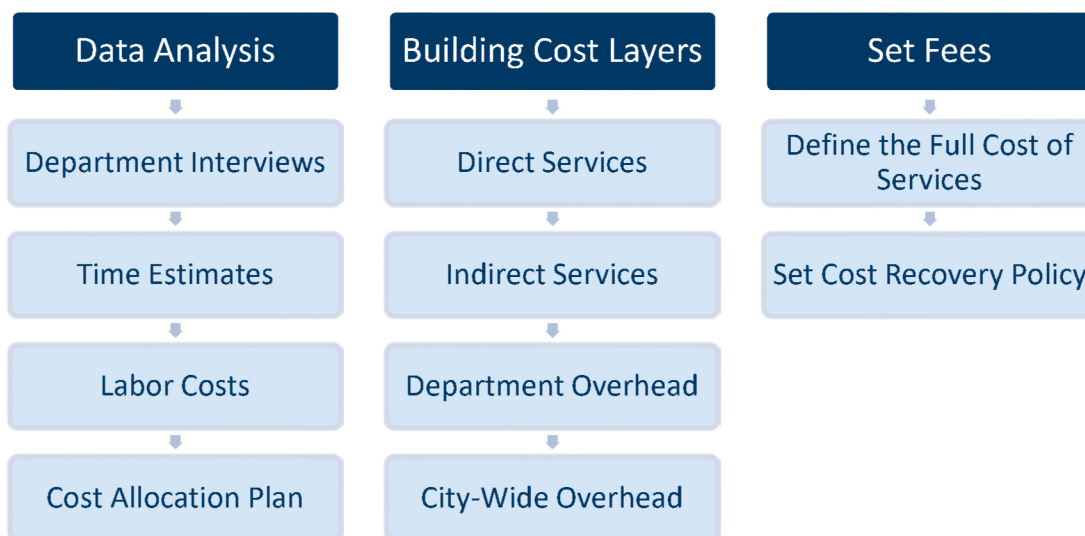
An important factor in determining the fully burdened rate is in the calculation of productive hours for personnel. This calculation takes the available workable hours in a year of 1,950 and adjusts this figure to 1,650 productive or billable hours to account for calculated or anticipated hours’ employees are involved in non-billable activities such as paid vacation, sick leave, holidays, and other considerations as necessary. Dividing the full cost, including overhead, of a position by the number of productive hours provides the FBHR.

The FBHRs are then used in conjunction with time estimates, when appropriate for how a service is provided, to calculate a fee’s cost based on the personnel and the amount of their time that is involved in providing each service.



## Summary Steps of the Study

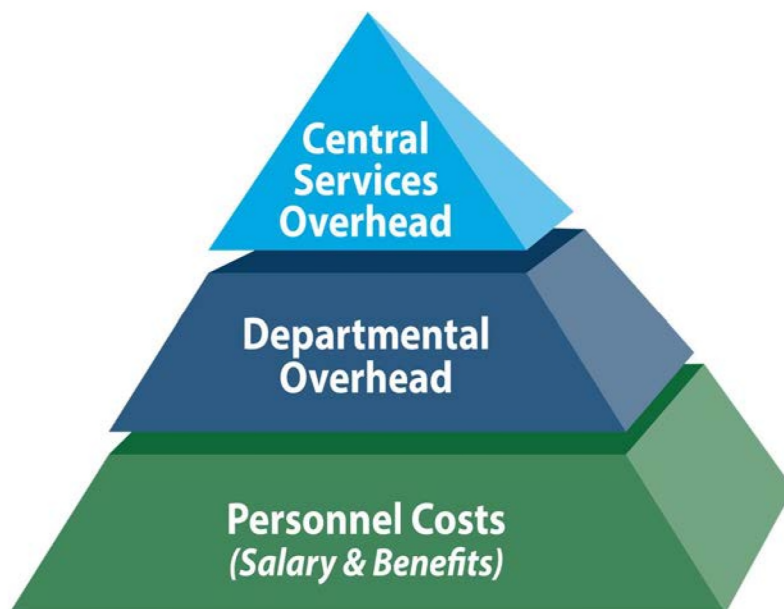
The process of the study is straightforward and simple in concept. The following list provides a summary of the study process steps:



## Allowable Costs

This report identifies three types of costs that, when combined, constitute the fully burdened cost of a service (**Appendix A**). Costs are defined as direct labor, including salary and benefits, departmental overhead costs, and the City’s central services overhead, where departmental and central service overhead costs constitute support costs. These cost types are defined as follows:

- **Direct Labor (Personnel Costs):** The costs related to staff salaries for time spent directly on fee-related services.
- **Departmental Overhead:** A proportional allocation of departmental overhead costs, including operation costs such as supplies and materials that are necessary for the department to function.
- **Central Services Overhead:** These costs, as provided via the City’s Cost Allocation Plan, represent services provided by those Central Services Departments whose primary function is to support other City departments.





---

## Methodology

The three methods of analysis for calculating fees used in this report are the:

**Case Study Method (Standard Unit Cost Build-Up Approach and Time & Motion):** This approach estimates the actual labor and material costs associated with providing a unit of service to a single user. This analysis is suitable when City staff time requirements do not vary dramatically for a service, or for special projects where the time and cost requirements are easy to identify at the project's outset. Further, the method is effective in instances when a staff member from one department assists on an application, service or permit for another department on an as-needed basis. Costs are estimated based upon interviews with City staff regarding the time typically spent on tasks, a review of available records, and a time and materials analysis.

**Program Cost Approach:** In some instances, the underlying data is not available or varies widely, leaving a standard unit cost build-up approach impractical. In addition, market factors and policy concerns (as opposed to actual costs) tend to influence rental based fee levels more than other types of services. Willdan employed a different methodology where appropriate to fit a programs' needs and goals. Typical programmatic approach cases are valuation-based fees, Recreation programs, and instances where a program cost is divided over the user base to obtain a per applicant cost for shared cost services.

**Valuation Based Fees:** This method of cost calculation is used when the valuation of the improvement can be used as a proxy for the amount of effort it would take for City staff to complete the service provided. More specifically, this approach is commonly used for certain User Fees in the Building Division. It is generally accepted that as a project's size and complexity scales up, the cost of the project increases, and the amount of effort needed to review and inspect also increases. Using a valuation-based fees provides for a system that can adjust as project sizes scale. Land is not included in valuation calculations.

## Quality Control/Quality Assurance

All study components are interrelated, thus flawed data at any step in the process will cause the ultimate results to be inconsistent and unsound. The elements of our Quality Control process for User Fee calculations include:

- Involvement of knowledgeable City staff
- Clear instructions and guidance to City staff
- Reasonableness tests and validation
- Internal and external reviews
- Cross-checking



---

## Reasons for cost increases/decreases over current fees

Within the fee tables in **Appendix C**, the differences are identified between the full costs calculated through the study and the fee levels currently in effect. The reasons for differences between the two can arise from a number of factors including:

- Previous fee levels may have been set at levels less than full cost intentionally, based on policy decisions
- Position staffing levels, seniority, and the positions that complete fee and service activity may vary from when the previous costs were calculated
- Personnel and materials costs could have increased at levels that differed from any inflationary factors used to increase fees since the last study
- Changes in processes and procedures within a department, or the City as a whole
- Changes in the demand for services in a City may have also changed the staffing or cost structure of departments over time

## City Staff Contributions

As part of the study process, Willdan received tremendous support and cooperation from City staff, which contributed and reviewed a variety of components to the study, including:

- Budget and other cost data
- Staffing structures
- Fee and service structures, organization, and descriptions
- Direct work hours (billable/non-billable)
- Time estimates to complete work tasks
- Review of draft results and other documentation

A User Fee Study requires significant involvement of the managers and line staff from the departments on top of their existing workloads and competing priorities. The contributions from City staff were critical to this study. We would like to express our appreciation to the City and its staff for their assistance, professionalism, positive attitudes, helpful suggestions, responsiveness, and overall cooperation.



---

## Building & Safety User Fees

---

### Cost Recovery

The cost recovery models, by department/bureau fee type, are presented in detail in *Appendix C*. Full cost recovery is determined by summing the estimated amount of time each position (in increments of minutes or hours) spends to render a service for most fees. Time estimates for each service rendered were obtained through interviews conducted with City staff for each department/division fee included in the study. The resulting cost recovery amount represents the total cost of providing each service. The City's current fee being charged for each service, if applicable, is provided in this section, as well, for reference.

It is important to note that the time data used to determine the amount of time each employee spends assisting in the provision of the services listed on the fee schedule is essential in identifying the total cost of providing each service and will differ from City to City depending on staffing, positions involved, experience of staff, the use of consultants, and the policies and procedures in place for each City. Specifically, in providing services, multiple employees are often involved in various aspects of the process, spending anywhere from a few minutes to several hours on the service.

The primary goal of this study was to identify the cost of City services, to provide information to help the City make informed decisions regarding the actual fee levels and charges. The responsibility of determining the final fee levels is a complicated task. City staff must consider many issues in formulating recommendations, and the City Council must consider those same issues and more in making the final decisions.

City staff assumes the responsibility to develop specific fee level recommendations to present to the City Council. Unfortunately, there are no fixed rules to guide the City, since many of the considerations are based on the unique characteristics of the City of Los Angeles, and administrative and political discretion. However, in setting the level of full cost recovery for each fee, one should consider whether the service solely benefits one end user or the general community. Since the department is an enterprise fund the analysis worked on the presumption that full cost recovery for services was desired, and the suggested fees reflect full cost recovery

### Impact on Demand (Elasticity)

Economic principles of elasticity suggest that increased costs for services (higher fees) will eventually curtail the demand for the services; whereas lower fees may spark an incentive to utilize the services and encourage certain actions. Either of these conditions may be a desirable effect to the City. However, the level of the fees that would cause demand changes is unknown. The cost of service study did not attempt to evaluate the economic or behavioral impacts of higher or lower fees; nevertheless, the City should consider the potential impacts of these issues when deciding on fee levels.



---

## Summary

City staff is recommending setting user fees at suggested fee amounts as detailed in [Appendix C](#) for full cost recovery. City and departmental goals, City Council priorities, policy initiatives, past performance, implementation issues, and other internal and external factors should influence staff recommendations and City Council decisions. In this case, the proper identification of additional services (new or existing services) and the update to a consistent and comprehensive fee schedule were the primary objectives of this study. City staff has reviewed the full costs and identified the recommended fee levels for consideration by City Council.

The following sections provide background for each department, division, and fee group and the results of this study's analysis of their fees. For the full list of each fee's analysis, refer to [Appendix C](#) of this report.



---

## Inspection Bureau

---

After you obtain a permit and begin construction work, inspections are required before you cover or conceal any work. Your construction is not approved until it has been inspected and accepted by the inspection staff at LADBS.

### Analysis

Willdan individually reviewed the services and programs associated with the Inspection Bureau. The review also consisted of an evaluation of existing services in an effort to update the fee schedule.

The analysis of Inspection services relied primarily upon a standard unit cost build-up approach (except for fees related to the Building Permit program), whereby we determined the reasonable cost of each fee occurrence using staff time to recover the direct cost of staff and pro-rata share of departmental costs, including indirect costs for City Central Services. The analysis found that most services are currently not in line with the cost of providing them. It is recommended that the City increase cost recovery to 100% for Inspection services as detailed in [Appendix C](#). As a result, there would be:

- An increase to 246 fees
  - 232 were analyzed based on the case study method
  - 14 were based on a program cost and a valuation-based analysis
- 17 fees would decrease
  - Analysis was the case study method
- 3 grading fees would change from a percentage-based fee to a flat amount
  - Analysis was the case study method
- 4 new fees would be added
  - Analysis was based on the case study method
- 26 fees would remain as currently set
  - Fees are various policy-based fees dependent on the original or another related fee, and municipal code references to fee groups elsewhere in the study
- the average fee change would be an increase of 81% for current fees.

The Building Permit fees are also provided by this division and included as fee increases in the above. For the Building Permit fees, valuation is used as a proxy for measuring the amount of effort needed to provide services on a case by case basis. This method is an industry standard widely used by other jurisdictions to evaluate the cost of providing service. It is understood that the larger and more complex a project is, the more time and effort that is required to provide the service. Project valuation also follows that trend, and so by using a combination of either project valuation or historical revenue figures along with a multiplier or cost recovery analysis for historical and anticipated future construction trends, current cost recovery along with variability in charges due to project type and scale is determined. The cost analysis was completed utilizing Building permit activity going back to fiscal year 2016 to determine average annual usage of services and determined annual cost recovery projecting to today. The result was that the program is currently operating at 63% cost recovery. It is suggested that the fees be increased to achieve full cost recovery, or a 58% increase. Current and suggested fees are detailed in [Appendix C](#).



---

## Government and Community Relations

---

Government and Community Relations fees include various appeals and civil penalties for disabled access violations.

### Analysis

Willdan individually reviewed the services and programs associated with Government and Community Relations. The review also consisted of an evaluation of existing services in an effort to update the fee schedule.

The analysis of Government and Community Relations services relied primarily upon a standard unit cost build-up approach, whereby the reasonable cost of each fee occurrence was determined using staff time involved in providing services to recover the direct cost of staff and the pro-rata share of departmental costs, including indirect costs for City central services. Willdan then compared the calculated full cost against the current fee amount to determine, if charged, whether the current fee is recovering the costs associated with the requested service. The analysis found that the current fees are under funding the cost for most services. It is recommended that the City increase cost recovery to 100% for Government and Community Relations as detailed in *Appendix C*. As a result, there would be:

- An increase to 14 fees
  - Analysis was the case study method
- 3 fees would decrease
  - Analysis was the case study method
- 5 fees would remain as currently set as a base fee with the ability to be charged at actual cost if greater than the base
- the average fee change would be an increase of 26%.



---

## Resource Management Bureau

---

The Resource Management Bureau (RMB) provides support to operations of the LADBS through services including budget management, statistical analysis of workload and performance, contract administration, facilities and risk management, financial services, and records maintenance.

### Analysis

Willdan individually reviewed the services and programs associated with the Resource Management Bureau. The review also consisted of an evaluation of existing services in an effort to update the fee schedule.

The analysis of Resource Management services relied primarily upon a standard unit cost build-up approach, whereby the reasonable cost of each fee occurrence was determined using staff time involved in providing services to recover the direct cost of staff and the pro-rata share of departmental costs, including indirect costs for City central services. Willdan then compared the calculated full cost against the current fee amount to determine, if charged, whether the current fee is recovering the costs associated with the requested service. The analysis found that the current fees are under funding the cost for most services. The analysis found that most fees are currently set below the full cost of providing service. Staff is recommending full cost recovery and that the fees be adjusted as detailed in [Appendix C](#). As a result, there would be:

- An increase to 1 fee
  - Analysis was the case study method
- The remaining fees would remain as currently set



## Appendix A – Total Allowable Cost to be Recovered

Below are the total allowable costs that may be recovered through User Fees based on the Bureau’s total expenditures. The expenditure base used in the study was an average of Schedule 40 costs from fiscal year 2014 to fiscal year 2021. The overhead factors were provided from the City’s cost allocation plan with the study adding the Department operational cost which divides the department operating cost not included in other listed overhead factors by the total salaries cost to determine a pro rata share of cost recovery.

### City of Los Angeles Building & Safety User Fee Study

#### Overhead Rate Calculations

Department	Salaries	Department Operations	Fringe Benefits %	Department Administration & Support %	Department Operational Cost %	Central Services %
Building and Safety Building Permit Fund (Sch. 40)	\$142,415,821	\$40,956,000	49%	7%	29%	9%

---

## Appendix B –Fully Burdened Hourly Rates

---

Below are fully burdened hourly rates of staff positions that provide for the services detailed in **Appendix C**. The FBHRs were used to determine the full cost of each service. They include the salary and benefit costs for each position as well as all applicable overhead amounts for each position. For any user fee service request that is outside the scope of the fees detailed in **Appendix C**, or for services for which there is no fee currently set, the City can charge up to the full cost of the FBHR for personnel involved.

# ATTACHMENT B

## Fully Burdened Hourly Rate Calculation

Position	Fully Burdened Hourly Rate
----------	----------------------------

### Department Average Position Rate

Building and Safety	\$194.73
---------------------	----------

### Position Rates

BLG - ACCOUNTANT	\$147.55
BLG - ACCOUNTING CLERK	\$120.87
BLG - ACCOUNTING REC SUPVR I	\$136.08
BLG - ACCOUNTING REC SUPVR II	\$160.04
BLG - ADMINISTRATIVE CLERK	\$92.97
BLG - ADMINISTRATIVE CLERK (HT)	\$46.48
BLG - APPLICATIONS PROGRAMMER	\$145.05
BLG - ARCHITECT	\$221.19
BLG - ARCHITECTURAL ASSOC I	\$163.59
BLG - ARCHITECTURAL ASSOC IV	\$221.19
BLG - ARCHITECTURAL ASSOCIATE II	\$182.95
BLG - ARCHITECTURAL ASSOCIATE III	\$203.49
BLG - ASST DEP SUP OF BLDG I	\$287.04
BLG - ASST DEP SUP OF BLDG II	\$303.79
BLG - ASST INSPECTOR I	\$86.80
BLG - ASST INSPECTOR III	\$112.16
BLG - ASST INSPECTOR IV	\$126.11
BLG - BLD MECH ENGR I	\$233.96
BLG - BLD MECH ENGR II	\$260.08
BLG - BUILD CIVIL ENGR I	\$233.96
BLG - BUILD CIVIL ENGR II	\$260.08
BLG - BUILD ELECTRCL ENGR I	\$233.96
BLG - BUILD ELECTRCL ENGR II	\$260.08
BLG - BUILD INSPECTOR	\$155.61
BLG - BUILD MECH INSPECTOR	\$155.61
BLG - CH CLERK	\$162.43
BLG - CH INSPECTOR	\$261.63
BLG - CH MANAGEMENT ANALYST	\$303.79
BLG - CLERK STENO	\$99.96
BLG - DATA BASE ARCHITECT	\$240.35
BLG - DELIVERY DRIVER I	\$90.32
BLG - DEPT CHIEF ACCT I	\$229.25
BLG - DEPT CHIEF ACCT II	\$242.97
BLG - DEPT CHIEF ACCT III	\$281.22
BLG - DEPT CHIEF ACCT IV	\$303.79
BLG - DEPUTY SUPT OF BLDG I	\$347.75
BLG - DEPUTY SUPT OF BLDG II	\$387.57
BLG - DIR OF SYSTEMS	\$303.79
BLG - ELECTRCL ENGRG ASSC I	\$163.59

**Fully Burdened Hourly Rate Calculation**

Position	Fully Burdened Hourly Rate
BLG - ELECTRCL ENGRG ASSC II	\$182.95
BLG - ELECTRCL ENGRG ASSC III	\$203.49
BLG - ELECTRCL ENGRG ASSC IV	\$221.19
BLG - ELECTRCL INSPECTOR	\$155.61
BLG - EMERGNCY MGT COORD I	\$207.58
BLG - ENGRG GEOLGST ASSOC I	\$163.59
BLG - ENGRG GEOLGST ASSOC II	\$182.95
BLG - ENGRG GEOLGST ASSOC III	\$203.49
BLG - ENGRG GEOLGST ASSOC IV	\$221.19
BLG - ENGRG GEOLOGIST I	\$233.96
BLG - ENGRG GEOLOGIST II	\$254.19
BLG - ENGRG GEOLOGIST III	\$275.02
BLG - ENVIRN AFFRS OFC	\$250.89
BLG - ENVIRONMENTAL SPEC I	\$151.78
BLG - ENVIRONMENTAL SPEC II	\$182.95
BLG - ENVIRONMENTAL SPEC III	\$203.49
BLG - ENVIRONMENTAL SUPVR I	\$203.49
BLG - ENVIRONMENTAL SUPVR II	\$221.19
BLG - EXEC ADMIN ASST II	\$149.72
BLG - EXEC ADMIN ASST III	\$160.55
BLG - FIRE SPRINKLER INSP	\$155.61
BLG - FISCAL SYSTEMS SPEC I	\$215.95
BLG - FISCAL SYSTEMS SPEC II	\$252.27
BLG - GEOG INFO SPECIALIST	\$175.76
BLG - GEOTECH ENGINEER 1	\$233.96
BLG - GEOTECH ENGINEER 2	\$254.19
BLG - GEOTECH ENGINEER 3	\$275.02
BLG - GRAPHICS DESIGNER I	\$117.43
BLG - GRAPHICS DESIGNER II	\$142.17
BLG - HEATING/REFRIG INSP	\$155.61
BLG - INDUSTRIAL HYGIENIST	\$211.86
BLG - INTERNAL AUDITOR I	\$146.31
BLG - INTERNAL AUDITOR II	\$172.41
BLG - INTERNAL AUDITOR III	\$203.69
BLG - INTERNAL AUDITOR IV	\$252.27
BLG - MANAGEMENT ANALYST	\$172.41
BLG - MANAGEMENT ASSISTANT	\$122.78
BLG - MECH ENGRG ASSC I	\$163.59
BLG - MECH ENGRG ASSC II	\$182.95
BLG - MECH ENGRG ASSC III	\$203.49
BLG - MECH ENGRG ASSC IV	\$221.19
BLG - OFFICE ENGRG TECH I	\$110.86
BLG - OFFICE ENGRG TECH II	\$124.56
BLG - OFFICE ENGRG TECH III	\$139.10
BLG - PAYROLL SUPERVISOR	\$166.52

**Fully Burdened Hourly Rate Calculation**

Position	Fully Burdened Hourly Rate
BLG - PERS RECORDS SUPV	\$145.05
BLG - PLUMBING INSPECTOR	\$155.61
BLG - PR ACCOUNTANT I	\$201.13
BLG - PR ACCOUNTANT II	\$212.06
BLG - PR ARCHITECT	\$330.98
BLG - PR CLERK	\$136.08
BLG - PR INSPECTOR	\$221.81
BLG - PROGRAMMER/ANALYST I	\$160.77
BLG - PROGRAMMER/ANALYST II	\$171.45
BLG - PROGRAMMER/ANALYST III	\$187.04
BLG - PROGRAMMER/ANALYST IV	\$202.62
BLG - PROGRAMMER/ANALYST V	\$218.15
BLG - PUB INFO DIRECTOR I	\$214.15
BLG - PUB INFO DIRECTOR II	\$251.57
BLG - PUB RELATIONS SPEC I	\$122.78
BLG - PUB RELATIONS SPEC II	\$139.95
BLG - SAFETY ENGINEER	\$213.98
BLG - SAFETY ENGR ELEVATORS	\$181.91
BLG - SAFETY ENGR PRESS VES	\$172.47
BLG - SECRETARY	\$124.50
BLG - SR ACCOUNTANT I	\$172.33
BLG - SR ACCOUNTANT II	\$186.75
BLG - SR ADMINISTRATIVE CLERK	\$114.50
BLG - SR ARCHITECT	\$260.08
BLG - SR BUILD INSPECTOR	\$172.47
BLG - SR BUILD MECH INSPECTR	\$172.47
BLG - SR CLERK STENO	\$114.50
BLG - SR ELECTRCL INSPECTOR	\$172.47
BLG - SR FIRE SPRINKLER INSP	\$172.47
BLG - SR HEATING/REFRIG INSP	\$172.47
BLG - SR MGMT ANALYST I	\$212.09
BLG - SR MGMT ANALYST II	\$262.64
BLG - SR PLUMBING INSPECTOR	\$172.47
BLG - SR SAFETY ENG ELEVATORS	\$213.81
BLG - SR SAFETY ENG PRESS VES	\$192.39
BLG - SR STRUCTURAL ENGINEER	\$275.02
BLG - SR SYSTEMS ANALYST I	\$212.09
BLG - SR SYSTEMS ANALYST II	\$262.64
BLG - STOREKEEPER I	\$101.31
BLG - STOREKEEPER II	\$103.76

## ATTACHMENT B

---

### Fully Burdened Hourly Rate Calculation

Position	Fully Burdened Hourly Rate
BLG - STRUCTRL ENGRG ASSC I	\$163.59
BLG - STRUCTRL ENGRG ASSC II	\$182.95
BLG - STRUCTRL ENGRG ASSC III	\$203.49
BLG - STRUCTRL ENGRG ASSC IV	\$221.19
BLG - STRUCTURAL ENGINEER	\$233.96
BLG - STUDENT PROF WORKER	\$58.84
BLG - SUPT OF BUILDING	\$468.87
BLG - SYSTEMS AIDE	\$122.78
BLG - SYSTEMS ANALYST	\$172.41
BLG - SYSTEMS PROGRAMMER I	\$213.98
BLG - SYSTEMS PROGRAMMER II	\$230.24
BLG - SYSTEMS PROGRAMMER III	\$249.40
BLG - WAREHOUSE & T/R WKR I	\$103.40

---

## Appendix C – Cost Recovery Analysis

---

The following tables provide the results of the analysis, resulting full cost recovery amount, and recommended fees. For fees, services, and penalties in which the full cost, existing fee, and suggested fee is listed as “NA,” the amount or percentage was not calculable. This is most common when either the current or the suggested fee includes a variable component that is not comparable on a one-to-one basis, a full cost was not calculated (for penalties, fines, market-based fees, or items not included in the study), or when there is not a current fee amount to compare against.

# ATTACHMENT B

Building & Safety - IB

Fee #	Original Fee #	Bureau	Heading	Description	Current Fee/Charge	Unit	Authority	Notes	Full Cost	Subsidy %	Cost Analysis Type	Suggested Fee	Fee Δ
IBX001	23	IB	Investigation	Investigation - Collection Fee for Delinquent Invoice for Boilers, Pressure Vessels, Elevators and Emergency Systems	50% of the required fees		98.0402(b)	specified in Sec. 92.0126 (TAB 92), 92.0129(d) [TAB 93], 92.0132(b), (d) and (e) [TAB 96], 93.0235 and 97.0314 (TAB 125)	NA	NA	NA	No Change	NA
IBX002	24	IB	Investigation	Investigation - Fee for Boiler or Pressure Vessel Insurance Report Not Submitted	15.00	per report	98.0402(c)		\$19.08	0%	T&M	\$19.00	\$4
IBX003	34	IB	Administrative	Inspection - Fees for Off Hours Inspection	100.00	per hour	98.0406	(minimum: 4 hours)	\$233.42	0%	T&M	\$233.00	\$133
IBX004	37	IB	Administrative	Administrative - Processing Fees for Miscellaneous Certified Licensed Contractor Certificates of Compliance	29.00		98.0417		\$77.81	1%	T&M	\$77.00	\$48
IBX005	40	IB / PEB	Building	Permit fee	Various		91.107.2.1	(based on total valuation - Table No. 1-A - Exhibit 8)					
IBX006	41	IB / PEB	Building	Combined Building/Mechanical Permit Fee	Various		91.107.2.2	(based on permits combined - Table No. 1-A.1 - Exhibit 9); and (based on total valuation - Table No. 1-A - Exhibit 8)					
IBX007	42	IB / PEB	Building	Fee for combined building/mechanical permit for pool accessory	75% of fees		91.107.2.2.3	determined from Table No. 1-A (Exhibit 8)	Variable	NA	NA	No Change	NA
IBX008	44	IB / PEB	Building	Permit fee for construction work on floor area of building requiring any strengthening work	0.0347	per square foot or fraction thereof	91.107.2.5		\$0.0547	0%	Program Analysis	\$0.0547	\$0.0200
IBX009	46	IB / PEB	Building	Fee for Certificate of Occupancy for use of land	150.00	each	91.107.2.7	Exception: No fee shall be charged when a CoFO is issued pursuant to Sec. 91.109 or when work requires a building permit.	\$236.28	0%	T&M	\$236.00	\$86
IBX010	47	IB / PEB	Building	Awning installation fee	10.00	per awning	91.107.2.8	(Sec. 98.0412(a) - Exhibit 4)	\$15.75	5%	T&M	\$15.00	\$5
IBX011	47	IB / PEB	Building	Awning installation fee - Minimum Fee	90.00			determined from Table No. 1-A (Exhibit 8)	\$155.61	0%	T&M	\$155.00	\$65
IBX313	NA	IB / PEB	Building	Notification of Demolition - Verification of Placard	New				\$92.45	0%	T&M	\$92.00	NA
IBX012	48	IB / PEB	Building	Preinspection fees for grading, sign, demolition, general, medical marijuana collective	121.00		91.107.3.2		\$190.60	0%	T&M	\$190.00	\$69
IBX013	49	IB / PEB	Building	Supplemental Building Permit Fees to Cover Additional Valuation to Work	The difference between the fee paid for the original permit and the fee which would have been required had the original permit included the entire evaluation		91.107.4.1		Variable	NA	NA	No Change	NA
IBX014	50	IB / PEB	Building	Fees for Off-Hour plan check	25.00	for each affected dwelling unit, efficiency dwelling unit, light house keeping room or guest room	91.107.4.5		\$39.38	1%	T&M	\$39.00	\$14

# ATTACHMENT B

Building & Safety - IB

Fee #	Original Fee #	Bureau	Heading	Description	Current Fee/Charge	Unit	Authority	Notes	Full Cost	Subsidy %	Cost Analysis Type	Suggested Fee	Fee Δ
IBX015	53	IB	Building	Processing fees for security bar Certificate of Compliance	20.00	each	91.107.7		\$233.42	0%	T&M	\$233.00	\$213
IBX016	54	IB	Building	Processing fee for soil, foundation investigation, geology, or seismology reports	363.00	each Soils engineering/foundation or geology report	91.107.8.1	\$5.00 for each additional lot or \$25.00 for each acre, whichever is greater					
IBX017	54	IB	Building	Single Item (Soils Only)	363.00			Replacing current flat fee of \$363	\$575.85	0%	T&M	\$575.00	\$212
IBX018	54	IB	Building	Single Item (Geology Only)	363.00			Replacing current flat fee of \$363	\$575.85	0%	T&M	\$575.00	\$212
IBX019	54	IB	Building	Combined (Geology and Soils)	363.00			Replacing current flat fee of \$363	\$1,058.72	0%	T&M	\$1,058.00	\$695
IBX020	54	IB	Building	Change of Consultant (Soils Only)	363.00			Replacing current flat fee of \$363	\$275.92	0%	T&M	\$275.00	-\$88
IBX021	54	IB	Building	Change of Consultant (Geology Only)	363.00			Replacing current flat fee of \$363	\$275.92	0%	T&M	\$275.00	-\$88
IBX022	54	IB	Building	Change of Consultant (Geology and Soils)	363.00			Replacing current flat fee of \$363	\$458.87	0%	T&M	\$458.00	\$95
IBX023	54	IB	Building	Compaction Report	New				\$92.97	1%	T&M	\$92.00	NA
IBX024	54	IB	Building	<b>Additional Items for Geology/Soils Reports:</b>				Replacing current flat fee of \$363					
IBX025	54	IB	Building	Specialty Systems (i.e., Soil Nails, Micropiles, Auger Piles, Tiebacks, etc.)	363.00			Replacing current flat fee of \$363	\$599.86	0%	T&M	\$599.00	\$236
IBX026	54	IB	Building	Liquefiable Hazard Zone (LIQ)	363.00			Replacing current flat fee of \$363	\$299.93	0%	T&M	\$299.00	-\$64
IBX027	54	IB	Building	Seismic-Induced Landslide Hazard Zone (LAN)	363.00			Replacing current flat fee of \$363	\$299.93	0%	T&M	\$299.00	-\$64
IBX028	54	IB	Building	Active Fault Zone (AP or PFRSA-LA)	363.00			Replacing current flat fee of \$363	\$3,131.22	0%	T&M	\$3,131.00	\$2,768
IBX029	54	IB	Building	Landslides	363.00			Replacing current flat fee of \$363	\$599.86	0%	T&M	\$599.00	\$236
IBX030	54	IB	Building	Special Drainage Conditions (sump pumps, rip-rap)	363.00			Replacing current flat fee of \$363	\$299.93	0%	T&M	\$299.00	-\$64
IBX031	54	IB	Building	5-10 stories or 5,000-10,000 sq. ft.	363.00			Replacing current flat fee of \$363	\$299.93	0%	T&M	\$299.00	-\$64
IBX032	54	IB	Building	11-20 stories or 10,001-20,000 sq. ft. of construction	363.00			Replacing current flat fee of \$363	\$599.86	0%	T&M	\$599.00	\$236
IBX033	54	IB	Building	21-30 stories or 20,001-30,000 sq. ft. of construction	363.00			Replacing current flat fee of \$363	\$1,082.73	0%	T&M	\$1,082.00	\$719
IBX034	54	IB	Building	> 30 stories or > 30,001 sq. ft. of construction	363.00			Replacing current flat fee of \$363	\$1,931.51	0%	T&M	\$1,931.00	\$1,568
IBX035	54	IB	Building	> 4 underground levels	363.00			Replacing current flat fee of \$363	\$599.86	0%	T&M	\$599.00	\$236
IBX036	54	IB	Building	Site Specific Response Spectra	363.00			Replacing current flat fee of \$363	\$1,199.71	0%	T&M	\$1,199.00	\$836
IBX037	54	IB	Building	Site Response	363.00			Replacing current flat fee of \$363	\$1,931.51	0%	T&M	\$1,931.00	\$1,568
IBX038	54	IB	Building	Response to Corrections	363.00			Replacing current flat fee of \$363	NA	NA	T&M	50% of original report review hours (variable T&M)	variable increase
IBX039	54	IB	Building	Supplemental Reports	181.00	For each supplemental foundation investigation, soils engineering, or geology report.			NA	NA	T&M	50% of original report review hours (variable T&M). Same as Response to Corrections	variable increase

# ATTACHMENT B

Building & Safety - IB

Fee #	Original Fee #	Bureau	Heading	Description	Current Fee/Charge	Unit	Authority	Notes	Full Cost	Subsidy %	Cost Analysis Type	Suggested Fee	Fee Δ
IBX040	55	IB	Building	Fee to review a division of land request	453.00		91.107.8.2		\$2,559.43	75%	T&M	\$650.00	\$197
IBX041	56	IB	Building	Department Inspection - Certificate of Compliance Processing Fee for Certified Contractor	29.00		91.108.12.3.3	Sec. 98.0417	\$116.71	1%	T&M	\$116.00	\$87
IBX042	57	IB	Building	Certificate of Occupancy - Issuance Fee	0.00		91.109.3		\$0.00	NA	NA	No Change	NA
IBX043	58	IB	Building	Fee for issuing temporary Certificate of Occupancy	453.00		91.109.5	plus an additional fee per Table No. 1-B (various)	\$1,278.62	0%	T&M	\$1,278.00	\$825
IBX044	59	IB	Building	Structural Tests & Special Instructions - Certified Licensed Contractors - Certificate of Registration Exam Fee	188.00		91.1704.1.2.4	*previous authority - 91.1709.2.2.4	\$1,034.80	0%	T&M	\$1,034.00	\$846
IBX045	60	IB	Building	Structural Tests & Special Instructions - Certified Licensed Contractors - Certificate of Registration Fee	45.00		91.1704.1.4.2	*previous authority - 91.1709.2.4.2	\$86.23	0%	T&M	\$86.00	\$41
IBX046	61	IB	Building	Structural Tests & Special Instructions - Certified Licensed Contractors - Certificate of Registration Renewal	45.00		91.1704.1.4.5	certificate of registration fee within first month. May not be renewed after 30 days of expiration, must file for new application. (Sec. 91.1704.1.4.2) *previous authority - 91.1709.2.4.5	\$172.47	0%	T&M	\$172.00	\$127
IBX047	62	IB	Building	Structural Tests & Special Instructions - Fees for Registered Deputy Inspector - New Application	528.00		91.1704.2.1.2.1	*previous authority - 91.1704.1.4.1.1	\$1,393.20	0%	T&M	\$1,393.00	\$865
IBX048	63	IB	Building	Structural Tests & Special Instructions - Fees for Registered Deputy Inspector - Renewal Application	482.00		91.1704.2.1.2.2	*previous authority - 91.1704.1.4.1.2	\$955.30	0%	T&M	\$955.00	\$473
IBX049	64	IB	Building	Structural Tests & Special Instructions - Fees for Special Activity Inspector	528.00		91.1705.1.8	(Sec. 91.1704.2.1.2)	\$1,127.77	0%	T&M	\$1,127.00	\$599
IBX050	65	IB	Building	Structural Tests & Special Instructions - Certified Security Bar Installer - Examination Fee	125.00		91.1710.3.4	*Sec. renumbered from 91.1712.3.4 per Ord. 184692	\$172.47	0%	T&M	\$172.00	\$47
IBX051	66	IB	Building	Structural Tests & Special Instructions - Certified Security Bar Installer - Certificate of Registration Fee	90.00		91.1710.5.1	*Sec. renumbered from 91.1712.5.1 per Ord. 184692	\$172.47	0%	T&M	\$172.00	\$82
IBX052	67	IB	Building	Structural Tests & Special Instructions - Certified Security Bar Installer - Renewal Fee	90.00	renewal fee within first month	91.1710.5.2	Increased by 10% for each month after the first.(Sec. 91.1710.5.1) *Sec. renumbered from 91.1712.5.2 per Ord. 184692	\$172.47	0%	T&M	\$172.00	\$82
IBX053	69	IB / PEB	Building	Change of Occupancy, Use and Rating Classification - Certificate of Building Compliance Inspection Fee	Various (based on building type) (Table 82-A)		91.8205.2		Variable	NA	NA	No Change	NA
IBX054	70	IB / PEB	Building	Accessibility (Disabled Access) Fee	12.5% increase to various permit fees specified in Table No. 1-A		91.8502.8	(based on total valuation - Exhibit 8)	NA	NA	NA	No Change	NA

# ATTACHMENT B

Building & Safety - IB

Fee #	Original Fee #	Bureau	Heading	Description	Current Fee/Charge	Unit	Authority	Notes	Full Cost	Subsidy %	Cost Analysis Type	Suggested Fee	Fee Δ
IBX055	73	IB / PEB	Building - Relocation	Relocation of Building Permit - Permit and Application Fees			93.0214(a)	(based on floor area - Table No 83-A)					
IBX056-60	73	IB / PEB	Building - Relocation	Floor Area of Building	770.00		91.8308.1		\$689.87	0%	T&M	\$689.00	-\$81
IBX061	73	IB / PEB	Building - Relocation	Application Fee for Accessory Building(s)	80.00	each accessory building	91.8308.1	Fee for accessory buildings, either in addition to the main building to be relocated or where no main building is to be moved	\$689.87	0%	T&M	\$689.00	\$609
IBX062	71	IB / PEB	Building - Relocation	Guarantee Compliance with Completion of Work	Cost of Work required + additional 25%		91.8305.1		Variable	NA	NA	No Change	NA
IBX063	72	IB / PEB	Building - Relocation	Security Deposit	2.00	per sq. ft. of total floor area;	91.8305.2	OR \$3,000.00 general deposit	NA	NA	NA	No Change	NA
IBX064	74	IB / PEB	Building - Relocation	Application Fee for Additional Buildings Located Outside of the City of Los Angeles	525.00	for each application	91.8308.2	plus Mileage Charge: \$0.65 per mile (minimum 10 miles beyond City limits)	\$469.11	0%	T&M	\$469.00	-\$56
IBX065	75	IB / PEB	Building - Relocation	Fee for Amended Applications to new location	300.00	for each amended application	91.8308.4		\$517.40	0%	T&M	\$517.00	\$217
IBX066	76	IB	Electrical	Minimum Inspection Fee	90.00	per inspection (Sec. 98.0412 - Exhibit 4)	93.0220	in addition to Permit Issuing Fee: \$23.00 (Sec. 98.0415 - Exhibit 6)	\$172.47	0%	T&M	\$172.00	\$82
IBX067	77	IB / PEB	Electrical	Inspection Fees for Swimming Pools	Not less than \$65.00		93.0223		\$155.61	0%	T&M	\$155.00	\$90
IBX068	78	IB / PEB	Electrical	Fee for Miscellaneous Permit or Inspection	90.00	per inspection (Sec. 98.0412 - Exhibit 4)	93.0224	in addition to Permit Issuing Fee (Sec. 98.0415 - Exhibit 6)	\$172.47	0%	T&M	\$172.00	\$82
IBX069	79	IB / PEB	Electrical	Fees for Changing Address	34.00		93.0227	(Sec. 98.0415 - Exhibit 6)	\$46.48	1%	T&M	\$46.00	\$12
IBX070	80	IB / PEB	Electrical	Fees for inspecting existing electrical wiring for Moved Buildings and Structures	100.00		93.0228		\$258.70	0%	T&M	\$258.00	\$158
IBX071	81	IB	Electrical	Fees for Annual Registration of premises covered by a maintenance certificate of registration.	150.00		93.0240	(Sec. 98.0414 - Exhibit 5)	\$172.47	0%	T&M	\$172.00	\$22
IBX072	82	IB / PEB	Electrical	Fees for off-site inspections	104.00	per hour	93.0243	Minimum: 4 hours (Sec. 98.0412 - Exhibit 4)	\$172.47	0%	T&M	\$172.00	\$68
IBX073	83	IB / PEB	Electrical	Permit Fee - New General Use Branch Circuits			93.0214(a)	93.0214(a)					
IBX074	83	IB / PEB	Electrical	1 to 10 branch circuits inclusive	17.00	each branch circuit	93.0214(a)	93.0214(a)	\$77.81	1%	T&M	\$77.00	\$60
IBX075	83	IB / PEB	Electrical	11 to 40 branch circuits	16.00	each branch circuit	93.0214(a)	93.0214(a)	\$77.81	1%	T&M	\$77.00	\$61
IBX076	83	IB / PEB	Electrical	41 or more branch circuits	15.00	each branch circuit	93.0214(a)	93.0214(a)	\$77.81	1%	T&M	\$77.00	\$62
IBX077	83	IB / PEB	Electrical	15 or 20 ampere 208V to 277V lighting	30.00	each branch circuit	93.0214(a)	93.0214(a)	\$155.61	0%	T&M	\$155.00	\$125
IBX078	83	IB / PEB	Electrical	All other lighting branch circuits 600 V or less	36.00	each branch circuit	93.0214(a)	93.0214(a)	\$155.61	0%	T&M	\$155.00	\$119
IBX079	84	IB / PEB	Electrical	Permit Fee - For Adding Lighting Fixtures, and other loads to existing Branch Circuits, and for Lampholding Devices			93.0215(b)	93.0215(b)					
IBX080	84	IB / PEB	Electrical	1 to 5 units, total	18.00		93.0215(b)	93.0215(b)	\$77.81	1%	T&M	\$77.00	\$59
IBX081	84	IB / PEB	Electrical	6 to 10 units, total	22.00		93.0215(b)	93.0215(b)	\$103.74	1%	T&M	\$103.00	\$81
IBX082	84	IB / PEB	Electrical	Each additional 10 units or fraction thereof	11.00		93.0215(b)	93.0215(b)	\$51.87	2%	T&M	\$51.00	\$40
IBX083	84	IB / PEB	Electrical	Lamp holders for temporary lighting 50 or less lamp holders total fee	14.00		93.0215(b)	93.0215(b)	\$77.81	1%	T&M	\$77.00	\$63

# ATTACHMENT B

Building & Safety - IB

Fee #	Original Fee #	Bureau	Heading	Description	Current Fee/Charge	Unit	Authority	Notes	Full Cost	Subsidy %	Cost Analysis Type	Suggested Fee	Fee Δ
IBX084	84	IB / PEB	Electrical	More than 50 lamp holders but less than 101 lamp holders total fee	27.00		93.0215(b)	93.0215(b)	\$116.71	1%	T&M	\$116.00	\$89
IBX085	84	IB / PEB	Electrical	More than 100, but less than 501 lamp holders, total fee	48.00		93.0215(b)	93.0215(b)	\$233.42	0%	T&M	\$233.00	\$185
IBX086	84	IB / PEB	Electrical	Each 100 or less lamp holders in excess of the initial 500, additional fee	11.00		93.0215(b)	93.0215(b)	\$51.87	2%	T&M	\$51.00	\$40
IBX087	85	IB / PEB	Electrical	<b>Inspection Fee - Motors, Transformers, Heating Appliances, and Studio Effects Lighting</b>			93.0216(a)	<b>93.0216(a)</b>					
IBX088	85	IB / PEB	Electrical	Over 3 and not over 5	19.00			93.0216(a)	\$77.81	1%	T&M	\$77.00	\$58
IBX089	85	IB / PEB	Electrical	Over 5 and not over 20	29.00			93.0216(a)	\$155.61	0%	T&M	\$155.00	\$126
IBX090	85	IB / PEB	Electrical	Over 20 and not over 50	41.00			93.0216(a)	\$194.52	0%	T&M	\$194.00	\$153
IBX091	85	IB / PEB	Electrical	Over 50 and not over 100	76.00			93.0216(a)	\$350.13	0%	T&M	\$350.00	\$274
IBX092	85	IB / PEB	Electrical	Over 100	118.00			93.0216(a)	\$544.65	0%	T&M	\$544.00	\$426
IBX093	89	IB / PEB	Electrical	<b>Services, Switchboard Sections, Panel Boards And Solar Voltaic Systems</b>			93.0218(a)	<b>93.0218(a)</b>					
IBX094	89	IB / PEB	Electrical	<b>Services - Ampacity and Voltage Ratings of Service Entrance Conductors, Service Switches or Circuit Breakers, Panel Boards or Switchboard Sections</b>				93.0218(a)					
IBX095	89	IB / PEB	Electrical	200-ampere or less rating	16.00			93.0218(a)	\$77.81	1%	T&M	\$77.00	\$61
IBX096	89	IB / PEB	Electrical	201 to and including 600 ampere	34.00			93.0218(a)	\$155.61	0%	T&M	\$155.00	\$121
IBX097	89	IB / PEB	Electrical	601 to and including 1200 ampere	62.00			93.0218(a)	\$272.32	0%	T&M	\$272.00	\$210
IBX098	89	IB / PEB	Electrical	Over 1200 ampere	76.00			93.0218(a)	\$350.13	0%	T&M	\$350.00	\$274
IBX099	89	IB / PEB	Electrical	Over 600-volt rating	132.00			93.0218(a)	\$622.46	0%	T&M	\$622.00	\$490
IBX100	89	IB / PEB	Electrical	<b>Services - Solar Voltaic System</b>				93.0218(a)					
IBX101	89	IB / PEB	Electrical	Combiner Box	6.00	each		93.0218(a)	\$38.90	2%	T&M	\$38.00	\$32
IBX102	89	IB / PEB	Electrical	Solar Voltaic Module DC or AC	6.00	each		93.0218(a)	\$38.90	2%	T&M	\$38.00	\$32
IBX103	89	IB / PEB	Electrical	Per Roll of Solar Voltaic Roofing Material - First 100 sq. ft.	25.00			93.0218(a)	\$116.71	1%	T&M	\$116.00	\$91
IBX104	89	IB / PEB	Electrical	Per Roll of Solar Voltaic Roofing Material	0.25	per sq. ft. after 100		93.0218(a)	\$1.17	0%	T&M	\$1.17	\$1
IBX105	89	IB / PEB	Electrical	Solar Voltaic Roofing Tiles - First 100 sq. ft.	25.00			93.0218(a)	\$116.71	1%	T&M	\$116.00	\$91
IBX106	89	IB / PEB	Electrical	Solar Voltaic Roofing Tiles	0.25	per sq. ft. after 100		93.0218(a)	\$1.17	0%	T&M	\$1.17	\$1
IBX107	89	IB / PEB	Electrical	<b>Services - Inverters K.W., or K.V.A. Rating of Equipment</b>				93.0218(a)					
IBX108	89	IB / PEB	Electrical	Not exceeding 3KW or K.V.A	8.00			93.0218(a)	\$38.90	2%	T&M	\$38.00	\$30
IBX109	89	IB / PEB	Electrical	Over 3 and not over 5	18.00			93.0218(a)	\$77.81	1%	T&M	\$77.00	\$59
IBX110	89	IB / PEB	Electrical	Over 5 and not over 20	27.00			93.0218(a)	\$116.71	1%	T&M	\$116.00	\$89
IBX111	89	IB / PEB	Electrical	Over 20 and not over 50	39.00			93.0218(a)	\$155.61	0%	T&M	\$155.00	\$116

# ATTACHMENT B

Building & Safety - IB

Fee #	Original Fee #	Bureau	Heading	Description	Current Fee/Charge	Unit	Authority	Notes	Full Cost	Subsidy %	Cost Analysis Type	Suggested Fee	Fee Δ
IBX112	89	IB / PEB	Electrical	Over 50 and not over 100	71.50			93.0218(a)	\$311.23	0%	T&M	\$311.00	\$240
IBX113	89	IB / PEB	Electrical	Over 100	111.00			93.0218(a)	\$466.84	0%	T&M	\$466.00	\$355
IBX114	89	IB / PEB	Electrical	<b>Panel board and Switchboard Sections - Ampacity and Voltage Ratings of Service Entrance Conductors, Service Switches or Circuit Breakers, Panel Boards or Switchboard Sections</b>				93.0218(a)					
IBX115	89	IB / PEB	Electrical	200-ampere or less rating	16.00			93.0218(a)	\$77.81	1%	T&M	\$77.00	\$61
IBX116	89	IB / PEB	Electrical	201 to and including 600 ampere	38.00			93.0218(a)	\$155.61	0%	T&M	\$155.00	\$117
IBX117	89	IB / PEB	Electrical	601 to and including 1200 ampere	48.00			93.0218(a)	\$233.42	0%	T&M	\$233.00	\$185
IBX118	89	IB / PEB	Electrical	Over 1200 ampere	90.00			93.0218(a)	\$389.04	0%	T&M	\$389.00	\$299
IBX119	89	IB / PEB	Electrical	Over 600-volt rating	138.00			93.0218(a)	\$622.46	0%	T&M	\$622.00	\$484
IBX120	86	IB / PEB	Electrical	Inspection Fee - Miscellaneous Equipment or appliances	50% of fees pursuant to Sec. 93.0216(a)		93.0216(e)	Various based on Fees for Motors, Transformers, Heating Appliances, Studio Effects Lighting and Miscellaneous Equipment or Appliances Table.  Policy decision in place to set temporary or trade show fees at 50% of regular fee	NA	NA	NA	No Change	NA
IBX121	87	IB / PEB	Electrical	<b>Installation or Replacement Fees - Fire Alarm and Signaling System, Communication, Control or Signal System Equipment</b>									
IBX122	87	IB / PEB	Electrical	1-10 total devices	48.00			93.0217(a)	\$233.42	0%	T&M	\$233.00	\$185
IBX123	87	IB / PEB	Electrical	11-40 devices	4.00	each		93.0217(a)	\$15.56	4%	T&M	\$15.00	\$11
IBX124	87	IB / PEB	Electrical	41+	3.00	each		93.0217(a)	\$15.56	4%	T&M	\$15.00	\$12
IBX125	87	IB / PEB	Electrical	Each control panel, standby power supply panel, annunciator panel or similar main piece of control equipment for one of the the above systems	30.00			93.0217(a)	\$155.61	0%	T&M	\$155.00	\$125
IBX126	88	IB / PEB	Electrical	<b>Installation or Replacement Fees - Individual Smoke Detectors in Residential Units</b>									
IBX127	88	IB / PEB	Electrical	1 residential unit	15.00			93.0217(b)	\$77.81	1%	T&M	\$77.00	\$62
IBX128	88	IB / PEB	Electrical	Each additional residential unit in a multiple dwelling occupancy	12.00			93.0217(b)	\$51.87	2%	T&M	\$51.00	\$39
IBX129	88	IB / PEB	Electrical	Each additional residential unit over 20 in a hotel, motel, boarding house or lodge	7.00			93.0217(b)	\$31.12	0%	T&M	\$31.00	\$24

# ATTACHMENT B

Building & Safety - IB

Fee #	Original Fee #	Bureau	Heading	Description	Current Fee/Charge	Unit	Authority	Notes	Full Cost	Subsidy %	Cost Analysis Type	Suggested Fee	Fee Δ
IBX130	90	IB / PEB	Electrical	Fees for Busways, Power Duct, Trolley duct, Cable Trays, Cable Bus, and similar equipment									
IBX131	90	IB / PEB	Electrical	X < 100 ft 0-99 amps	34.00		93.0219(a)		\$155.61	0%	T&M	\$155.00	\$121
IBX132	90	IB / PEB	Electrical	X < 100 ft 100-400 amps	41.00		93.0219(a)		\$194.52	0%	T&M	\$194.00	\$153
IBX133	90	IB / PEB	Electrical	X < 100 ft More than 400 amps	62.00		93.0219(a)		\$311.23	0%	T&M	\$311.00	\$249
IBX134	90	IB / PEB	Electrical	X > 100 ft 0-99 amps	0.34	ft	93.0219(a)		\$1.56	0%	T&M	\$1.55	\$1
IBX135	90	IB / PEB	Electrical	X > 100 ft 100-400 amps	0.41	ft	93.0219(a)		\$1.56	0%	T&M	\$1.55	\$1
IBX136	90	IB / PEB	Electrical	X > 100 ft More than 400 amps	0.62	ft	93.0219(a)		\$3.11	4%	T&M	\$3.00	\$2
IBX137	91	IB / PEB	Electrical	Fees for Gas Tube Lighting and Signs.									
IBX138	91	IB / PEB	Electrical	Each system w/ 0-1 branch circuit	36.00		93.0222(a)		\$155.61	0%	T&M	\$155.00	\$119
IBX139	91	IB / PEB	Electrical	Each additional system w/ 0-1 branch circuit	13.00		93.0222(a)		\$77.81	1%	T&M	\$77.00	\$64
IBX140	91	IB / PEB	Electrical	Each additional branch circuit	15.00		93.0222(a)		\$77.81	1%	T&M	\$77.00	\$62
IBX141	92	IB / PEB	Electrical	Fees for Sign Flashers, Time Clocks or Other Automatic Control Device	12.00	per sign flasher, clock, or automatic control device	93.0222(c)		\$51.87	2%	T&M	\$51.00	\$39
IBX142	93	IB	Electrical	Fees for Additional Inspections	90.00	per inspection (Sec. 98.0412 - Exhibit 4)	93.0229(b)		\$172.47	0%	T&M	\$172.00	\$82
IBX143	94	IB	Electrical	Fee for Off-Hours Inspection	100.00	per hour	93.0230(a)	Minimum: 4 hours (Sec. 98.0406 - Exhibit 3)	\$258.70	0%	T&M	\$258.00	\$158
IBX144	95	IB	Electrical	Inspection Fee for Special Equipment	104.00	per hour (or fraction thereof)	93.0230(b)	(Sec. 98.0412 - Exhibit 4)	\$172.47	0%	T&M	\$172.00	\$68
IBX145	96	IB / PEB	Electrical	Fee for Existing Buildings Reinspection	50% of fees pursuant to Sec. 93.0230(b) - TAB 82		93.0230(c)		NA	NA	NA	No Change	NA
IBX146	97	IB	Electrical	Fees for original emergency systems and fire alarm and signaling systems.	104.00	per hour (or fraction thereof)	93.0235(a)	(Sec. 98.0412 - Exhibit 4)	\$172.47	0%	T&M	\$172.00	\$68
IBX148	99	IB	Electrical	Fees for Certificate of Qualifications Applications: Initial Application	50.00		93.0242(a)	(Sec. 98.0414 - Exhibit 5)	\$86.23	0%	T&M	\$86.00	\$36
IBX149	99	IB	Electrical	Fees for Certificate of Qualifications Applications: Subsequent Application	50.00		93.0242(a)	(Sec. 98.0414 - Exhibit 5)	\$86.23	0%	T&M	\$86.00	\$36
IBX150	100	IB	Electrical	Fees for Certificate of Qualifications Renewal	25.00	Annual	93.0242(b)	(Sec. 98.0414 - Exhibit 5)	\$172.47	0%	T&M	\$172.00	\$147
IBX151	101	IB	Elevator	Special Enforcement of Procedures Fees	32.00		92.0127	(Sec. 98.0407), in addition to fees specified elsewhere in LAMC	\$48.89	2%	T&M	\$48.00	\$16
IBX152	102	IB	Elevator	Off Hour Inspection Fee	100.00	per hour	92.0131	Minimum: 4 hours (Sec. 98.0406)	\$320.71	0%	T&M	\$320.00	\$220
IBX153	103	IB	Elevator	Inspection Fee	Various (based on type of equipment)			Exhibit 1					
IBX154	103	IB	Elevator	Private Residence Elevator	58.00		92.0126(c)	Exhibit 1	\$265.43	0%	T&M	\$265.00	\$207
IBX155	103	IB	Elevator	Dumbwaiter	71.00		92.0126(c)	Exhibit 1	\$265.43	0%	T&M	\$265.00	\$194
IBX156	103	IB	Elevator	Dumbwaiter (with automatic transfer)	123.00		92.0126(c)	Exhibit 1	\$367.75	0%	T&M	\$367.00	\$244
IBX157	103	IB	Elevator	Sidewalk elevator	162.00		92.0126(c)	Exhibit 1	\$367.75	0%	T&M	\$367.00	\$205

# ATTACHMENT B

Building & Safety - IB

Fee #	Original Fee #	Bureau	Heading	Description	Current Fee/Charge	Unit	Authority	Notes	Full Cost	Subsidy %	Cost Analysis Type	Suggested Fee	Fee Δ
IBX158	103	IB	Elevator	Hand elevator	58.00		92.0126(c)	Exhibit 1	\$214.27	0%	T&M	\$214.00	\$156
IBX159	103	IB	Elevator	Escalator and Moving Walk	162.00		92.0126(c)	Exhibit 1	\$828.20	0%	T&M	\$828.00	\$666
IBX160	103	IB	Elevator	Inclined Elevator	162.00		92.0126(c)	Exhibit 1	\$367.75	0%	T&M	\$367.00	\$205
IBX161	103	IB	Elevator	Hydraulic Direct Plunger and Cabled	162.00		92.0126(c)	Exhibit 1	\$367.75	0%	T&M	\$367.00	\$205
IBX162	103	IB	Elevator	Cabled 10 landings or under	214.00		92.0126(c)	Exhibit 1	\$418.91	0%	T&M	\$418.00	\$204
IBX163	103	IB	Elevator	Cabled 11 landings but under 20 landings	286.00		92.0126(c)	Exhibit 1	\$623.56	0%	T&M	\$623.00	\$337
IBX164	103	IB	Elevator	Cabled 21 landings and over	357.00		92.0126(c)	Exhibit 1	\$828.20	0%	T&M	\$828.00	\$471
IBX165	103	IB	Elevator	Fire or Emergency Operation	84.00		92.0126(c)	Exhibit 1	\$316.59	0%	T&M	\$316.00	\$232
IBX166	103	IB	Elevator	Seismic device operation	84.00		92.0126(c)	Exhibit 1	\$316.59	0%	T&M	\$316.00	\$232
IBX167	103	IB	Elevator	Manlift	156.00		92.0126(c)	Exhibit 1	\$316.59	0%	T&M	\$316.00	\$160
IBX168	103	IB	Elevator	Vertical Platform (wheelchair) Lift	71.00		92.0126(c)	Exhibit 1	\$214.27	0%	T&M	\$214.00	\$143
IBX169	103	IB	Elevator	Inclined Platform (wheelchair) Lift	71.00		92.0126(c)	Exhibit 1	\$214.27	0%	T&M	\$214.00	\$143
IBX170	103	IB	Elevator	Stairway Chair lift	71.00		92.0126(c)	Exhibit 1	\$214.27	0%	T&M	\$214.00	\$143
IBX171	103	IB	Elevator	Material Lift with Automatic Transfer Device	214.00		92.0126(c)	Exhibit 1	\$316.59	0%	T&M	\$316.00	\$102
IBX172	103	IB	Elevator	Vertical and Inclined Reciprocating Conveyor	214.00		92.0126(c)	Exhibit 1	\$418.91	0%	T&M	\$418.00	\$204
IBX173	103	IB	Elevator	Rack and Pinion Elevator	214.00		92.0126(c)	Exhibit 1	\$418.91	0%	T&M	\$418.00	\$204
IBX174	103	IB	Elevator	Special Purpose Personnel Elevator	214.00		92.0126(c)	Exhibit 1	\$418.91	0%	T&M	\$418.00	\$204
IBX175	103	IB	Elevator	Automated Guided Vehicles on Guide Ways	143.00	per hour	92.0126(c)	Exhibit 1	\$240.53	13%	T&M	\$210.00	\$67
IBX176	103	IB	Elevator	Conveyance used for Construction	143.00	per hour	92.0126(c)	Exhibit 1	\$240.53	0%	T&M	\$240.00	\$97
IBX177	104	IB / PEB	Elevator	Installation Permit Fee - Installation Permit	26.00		92.0129(c)	(increased by 12.5% for work required to comply with Title 24)	\$228.93	0%	T&M	\$228.00	\$202
IBX178	105	IB / PEB	Elevator	Installation Permit Fee - Acceptance Inspection Fee to Issue Certificate of Inspection	143.00	per hour	92.0129(d)	(increased by 12.5% for work required to comply with Title 24)	\$240.53	0%	T&M	\$240.00	\$97
IBX179	106	IB / PEB	Elevator	Installation Permit Fee - Field Consultation	143.00	per hour	92.0129(f)	(or any fraction of an hour)	\$213.81	0%	T&M	\$213.00	\$70

# ATTACHMENT B

Building & Safety - IB

Fee #	Original Fee #	Bureau	Heading	Description	Current Fee/Charge	Unit	Authority	Notes	Full Cost	Subsidy %	Cost Analysis Type	Suggested Fee	Fee Δ
IBX180	107	IB / PEB	Elevator	Plan Checking Fees			92.0130(b)						
IBX181	108	IB / PEB	Elevator	Off-Hour Plan Check Fee	50% of the fees for plan checking or other services or processing		92.0130(e)	(Sec. 98.0422 - Exhibit 7)	NA	NA	NA	No Change	NA
IBX182	109	IB / PEB	Elevator	Permit and Inspection Fees for repair, replacement, alteration, or modification for inspections: per inspection permit	26.00		92.0132(b)		\$50.87	2%	T&M	\$50.00	\$24
IBX183	109	IB / PEB	Elevator	Permit and Inspection Fees for repair, replacement, alteration, or modification for inspections: per hour for inspection	143.00		92.0132(b)		\$213.81	0%	T&M	\$213.00	\$70
IBX184	110	IB / PEB	Elevator	Permit and Inspection Fees for repair, replacement, alteration, or modification for field consultations	143.00	per hour for field consultation	92.0132(e)		\$213.81	0%	T&M	\$213.00	\$70
IBX185	111	IB / PEB	Elevator	Fees for additional inspection trips	90.00	per inspection	92.0132.1(b)	(Sec. 98.0412 - Exhibit 4)	\$160.36	0%	T&M	\$160.00	\$70
IBX186	112	IB	Fabricator Approvals	Application for Approval Fee	1,207.00	for each application	96.204(b)		\$1,127.77	0%	T&M	\$1,127.00	-\$80
IBX187	112	IB	Fabricator Approvals	Application for Approval Fee	679	each branch	96.204(b)	for each branch plant in addition to main fabricator plant	\$1,127.77	0%	T&M	\$1,127.00	\$448
IBX188	113	IB	Fabricator Approvals	Renewal Fee	905.00	for each application	96.204(b)		\$650.12	0%	T&M	\$650.00	-\$255
IBX189	113	IB	Fabricator Approvals	Renewal Fee each branch	264	each branch	96.204(b)	for each branch plant in addition to main fabricator plant	\$650.12	0%	T&M	\$650.00	\$386
IBX190	114	IB	Fabricator Approvals	Major Modification Fee	679.00	for each application	96.204(b)		\$736.35	0%	T&M	\$736.00	\$57
IBX191	114	IB	Fabricator Approvals	Clerical Modification Fee	226.00	for each application	96.204(b)		\$391.42	0%	T&M	\$391.00	\$165
IBX192	115	IB	Fabricator Approvals	Unauthorized Fabricator Fee	377.00	for each request for material fabricated by an unauthorized fabricator	96.204(b)		\$1,472.70	0%	T&M	\$1,472.00	\$1,095
IBX193	115	IB	Fabricator Approvals	Unauthorized Fabricator Fee	362.00	each addn'l request	96.204(b)		\$1,472.70	0%	T&M	\$1,472.00	\$1,110
IBX194	116	IB	Fabricator Approvals	Supplemental Fees - Fees for processing time for application exceeding time provided for approval, renewal, modification	113.00	per hour	96.204(b)		\$172.47	0%	T&M	\$172.00	\$59
IBX195	117	IB	Fabricator Approvals	Inspection Charges - Travel - Clerical Support	New		96.204(i)		\$185.94	1%	T&M	\$185.00	NA
IBX196	117	IB	Fabricator Approvals	Inspection Charges - Travel: Automobile	98.00	per day, per inspector	96.204(i)	Plus Mileage at City rate	\$172.47	0%	T&M	\$172.00	\$74
IBX197	117	IB	Fabricator Approvals	Inspection Charges - Travel: Air Travel	98.00	per day, per inspector	96.204(i)	Plus Airfare and other transportation costs	\$172.47	0%	T&M	\$172.00	\$74
IBX198	117	IB	Fabricator Approvals	Inspection Charges - Travel: Per Diem	52.00	per day	96.204(i)	Based on current per diem policy	Variable	NA	NA	No Change	NA

# ATTACHMENT B

Building & Safety - IB

Fee #	Original Fee #	Bureau	Heading	Description	Current Fee/Charge	Unit	Authority	Notes	Full Cost	Subsidy %	Cost Analysis Type	Suggested Fee	Fee Δ
IBX199	173	IB / PEB	Grading	Grading Plan Check Fee			92.0130(b)						
IBX200	173	IB / PEB	Grading	100 cubic yards	90% of Grading Permit (\$144)				\$320.47	0%	T&M	\$320.00	\$176
IBX201	173	IB / PEB	Grading	101 - 1,000 cubic yards	90% of Grading Permit (\$1,238)				\$930.95	0%	T&M	\$930.00	-\$308
IBX202	173	IB / PEB	Grading	1,001 - 10,000 cubic yards	90% of Grading Permit (\$2,453)				\$1,396.43	0%	T&M	\$1,396.00	-\$1,057
IBX203	173	IB / PEB	Grading	10,001 - 100,000 cubic yards	90% of Grading Permit (\$6,503)				\$1,861.90	0%	T&M	\$1,861.00	-\$4,642
IBX204	173	IB / PEB	Grading	over 100,000 cubic yards	90% of Grading Permit (\$0.0225)	per cy			\$0.0273	0%	T&M	\$0.0273	\$0.0048
IBX205	118	IB / PEB	Grading	Grading Permit Fee			92.0130(b)						
IBX206	118	IB / PEB	Grading	100 cubic yards	160.00		91.107.2.4		\$544.65	0%	T&M	\$544.00	\$384
IBX207	118	IB / PEB	Grading	101 - 1,000 cubic yards	\$160 for the first 100 cubic yards, plus \$135 for each addn'l 100 cy or fraction thereof		91.107.2.4		\$544.65	NA	T&M	\$544 for the first 100 cubic yards, plus \$93 for each addn'l 100 cy or fraction thereof	\$384
IBX208	118	IB / PEB	Grading	1,001 - 10,000 cubic yards	\$1,375 for the first 1,000 cubic yards, plus \$150 for each addn'l 1,000 cy or fraction thereof		91.107.2.4		\$1,478.33	NA	T&M	\$1478 for the first 1,000 cubic yards, plus \$207 for each addn'l 1,000 cy or fraction thereof	\$103
IBX209	118	IB / PEB	Grading	10,001 - 100,000 cubic yards	\$2,725 for the first 10,000 cubic yards, plus \$500 for each addn'l 10,000 cy or fraction thereof		91.107.2.4		\$3,345.71	NA	T&M	\$3345 for the first 10,000 cubic yards, plus \$1210 for each addn'l 10,000 cy or fraction thereof	\$620
IBX210	118	IB / PEB	Grading	over 100,000 cubic yards	\$7,225 for the first 100,000 cubic yards, plus \$250 for each addn'l 10,000 cy or fraction thereof		91.107.2.4		\$14,238.70	NA	T&M	\$14238 for the first 10,000 cubic yards, plus \$1089 for each addn'l 10,000 cy or fraction thereof	\$7,013
IBX211	119	IB / PEB	Grading	Supplemental Grading Permit Fees for Additional Work	The difference between the fee paid for the original permit and the fee shown for the entire project		91.107.4.2		Variable	NA	NA	No Change	NA
IBX212	120	IB	Grading	Grading, Excavations and Fills - Fee to Department to file with Office of County Recorder a certificate stating property is no longer substandard	60.00		91.7005.7		\$230.52	0%	T&M	\$230.00	\$170
IBX213	121	IB	Grading	Class I Slope Failure	3,474.00	*definition of slope failure classification	91.7005.8.2	(Sec. 98.0411 - Table No. 4-D)	\$4,287.06	0%	T&M	\$4,287.00	\$813
IBX214	121	IB	Grading	Class II Slope Failure	2,779.00	*definition of slope failure classification	91.7005.8.2	(Sec. 98.0411 - Table No. 4-D)	\$3,413.79	0%	T&M	\$3,413.00	\$634
IBX215	121	IB	Grading	Class III Slope Failure	2,084.00	*definition of slope failure classification	91.7005.8.2	(Sec. 98.0411 - Table No. 4-D)	\$2,228.23	0%	T&M	\$2,228.00	\$144
IBX216	121	IB	Grading	Other Grading Code Violations	1,389.00	*definition of slope failure classification	91.7005.8.2	(Sec. 98.0411 - Table No. 4-D)	\$1,588.92	0%	T&M	\$1,588.00	\$199
IBX217	122	IB / PEB	Grading	Grading, Excavations and Fills - Surety Bond	Based on entire project (bond must be in amount to suffice)		91.7006.5.1		NA	NA	NA	No Change	NA
IBX218	123	IB / PEB	Grading	Grading, Excavations and Fills - Cash Bond in Lieu of Surety Bond	Based on entire project (bond must be in amount to suffice)		91.7006.5.2		NA	NA	NA	No Change	NA

# ATTACHMENT B

Building & Safety - IB

Fee #	Original Fee #	Bureau	Heading	Description	Current Fee/Charge	Unit	Authority	Notes	Full Cost	Subsidy %	Cost Analysis Type	Suggested Fee	Fee Δ
IBX219	124	IB	Grading	Grading, Excavations and Fills - Installment Refunds for Completed Work	Dept. may accept proportionate reduction of bond when substantial portion of grading work has been completed		91.7006.5.8		NA	NA	NA	No Change	NA
IBX221	127	IB / PEB	Mechanical	Off-Site Inspections Fee	104.00	per hour	95.114.10		\$164.04	0%	T&M	\$164.00	\$60
IBX222	128	IB / PEB	Mechanical	Minimum Inspection Fee	90.00	per inspection	95.114.4	(Sec. 98.0412(a) - Exhibit 4)	\$164.04	0%	T&M	\$164.00	\$74
IBX223	129	IB / PEB	Mechanical	Fees for Miscellaneous Permits or Inspections	90.00	each	95.114.5	(Sec. 98.0412(c) - Exhibit 4)	\$164.04	0%	T&M	\$164.00	\$74
IBX224	130	IB / PEB	Mechanical	Investigation Fee	2x amount charged for an application for inspection, license, or permit fee		95.114.6	Minimum: \$400.00 (Sec. 98.0402(a) - Exhibit 2)	NA	NA	NA	No Change	NA
IBX225	131	IB	Mechanical	Fees for Additional Inspection	90.00	per inspection	95.114.8	(Sec. 98.0412(b) - Exhibit 4)	\$164.04	0%	T&M	\$164.00	\$74
IBX226	132	IB	Mechanical	Inspection Fees for Off-Hours Inspections	100.00	per hour	95.114.9	Minimum: 4 hrs (Sec. 98.0406 - Exhibit 3)	\$246.06	0%	T&M	\$246.00	\$146
IBX227	133	IB	Mechanical (Verify/Adjust time)	Maintenance Supervisor or Air Balancer - Certificate of Qualification Filing Fee - Initial Application Fee	50.00		95.119.2.2	(Sec. 98.0414 - Exhibit 5)	\$57.25	0%	T&M	\$57.00	\$7
IBX228	133	IB	Mechanical (Verify/Adjust time)	Maintenance Supervisor or Air Balancer - Certificate of Qualification Filing Fee - Subsequent Application and Examination Fee	50.00		95.119.2.2	(Sec. 98.0414 - Exhibit 5)	\$57.25	0%	T&M	\$57.00	\$7
IBX229	134	IB	Mechanical (Verify/Adjust time)	Maintenance Certificate of Registration Initial Fee	150.00		95.119.5.2	(Sec. 98.0414 - Exhibit 5)	\$114.50	0%	T&M	\$114.00	-\$36
IBX230	135	IB	Mechanical (Verify/Adjust time)	Maintenance Certificate of Registration Annual Renewal Fee	150.00		95.119.5.3	(Sec. 98.0414 - Exhibit 5)	\$114.50	0%	T&M	\$114.00	-\$36
IBX231	136	IB	Mechanical (Verify/Adjust time)	Certificate of Qualification Annual Renewal Fee	25.00		95.119.5.5	(Sec. 98.0414 - Exhibit 5)	\$57.25	0%	T&M	\$57.00	\$32
IBX232	137	IB	Mechanical	Expired Certificates Renewal Fee	Renewal fee increased by 10% for each month after the first		95.119.9	*Sec. renumbered from 95.118.9 per Ord. 182848	NA	NA	NA	No Change	NA
IBX233	138	IB	Plumbing	Certificates of Qualification and Registration Examination Fees: Application for Certificate of Registration	115.00		94.103.14.4		\$229.00	0%	T&M	\$228.00	\$113
IBX234	138	IB	Plumbing	Certificates of Qualification and Registration Examination Fees: Certificate of Qualification	42.00		94.103.14.4		\$114.50	0%	T&M	\$114.00	\$72
IBX235	139	IB	Plumbing	Renew Delinquent Certificates	Renewal fee increased by 10% for each month after the first		94.103.17.3		NA	NA	NA	No Change	NA
IBX236	140	IB / PEB	Plumbing	Permit Issuing Fee	24.00		94.103.4.1		\$41.67	2%	T&M	\$41.00	\$17
IBX237	140	IB / PEB	Plumbing	Minimum Inspection Fee	93.00		94.103.4.1		\$155.61	0%	T&M	\$155.00	\$62
IBX238	141	IB / PEB	Plumbing	Investigation Fees	2x amount charged for an application for inspection, license, or permit fee		94.103.4.4	Minimum: \$400.00 (Sec. 98.0402 - Exhibit 2)	NA	NA	NA	No Change	NA
IBX239	142	IB	Plumbing	Inspection of Miscellaneous Equipment	90.00	per inspection	94.103.4.6.1	(Sec. 98.0412(c) - Exhibit 4)	\$155.61	0%	T&M	\$155.00	\$65
IBX240	143	IB	Plumbing	Plumbing Additional Inspections	90.00	per inspection	94.103.4.6.3	(Sec. 98.0412(b) - Exhibit 4)	\$155.61	0%	T&M	\$155.00	\$65
IBX241	144	IB	Plumbing	Inspection Fees for Off-Hours Inspections	100.00	per hour	94.103.4.6.4	Minimum: 4 hours (Sec. 98.0406 - Exhibit 3)	\$155.61	0%	T&M	\$155.00	\$55
IBX242	145	IB	Plumbing	Off-Site Inspections Fee	104.00	per hour	94.103.4.6.5	(Sec. 98.0412(b) - Exhibit 4)	\$155.61	0%	T&M	\$155.00	\$51
IBX243	145	IB	Plumbing	Off-Site Inspections Fee: Minimum Fee	277.00			(Sec. 98.0412(b) - Exhibit 4)	\$389.04	0%	T&M	\$389.00	\$112

# ATTACHMENT B

Building & Safety - IB

Fee #	Original Fee #	Bureau	Heading	Description	Current Fee/Charge	Unit	Authority	Notes	Full Cost	Subsidy %	Cost Analysis Type	Suggested Fee	Fee Δ
IBX244	146	IB / PEB	Plumbing	Change of Address	34.00		94.103.4.6.6	(Sec. 98.0415(a) - Exhibit 6)	\$46.48	1%	T&M	\$46.00	\$12
IBX245	146	IB / PEB	Plumbing	Transfer of Permit or Plan Checks	48.00		94.103.4.6.6	(Sec. 98.0415(a) - Exhibit 6)	\$46.48	1%	T&M	\$46.00	-\$2
IBX246	147	IB	Plumbing	Critical Soil Survey	92.00		94.103.4.6.7		\$280.44	0%	T&M	\$280.00	\$188
IBX247	148	IB	Pressure Vessel	Pressure Vessel & Boilers - Inspection Fee			97.0314						
IBX248	148	IB	Pressure Vessel	<b>(a) High Pressure and Hot Water Boilers:</b>									
IBX249	148	IB	Pressure Vessel	0 to 10 sq. ft. of heating surface	58.00				\$96.20	0%	T&M	\$96.00	\$38
IBX250	148	IB	Pressure Vessel	Over 10 to 20 sq. ft. of heating surface	71.00				\$96.20	0%	T&M	\$96.00	\$25
IBX251	148	IB	Pressure Vessel	Over 20 to 35 sq. ft. of heating surface	97.00				\$96.20	0%	T&M	\$96.00	-\$1
IBX252	148	IB	Pressure Vessel	Over 35 to 75 sq. ft. of heating surface	117.00				\$192.39	0%	T&M	\$192.00	\$75
IBX253	148	IB	Pressure Vessel	Over 75 to 250 sq. ft. of heating surface	156.00				\$288.59	0%	T&M	\$288.00	\$132
IBX254	148	IB	Pressure Vessel	Over 250 to 500 sq. ft. of heating surface	169.00				\$288.59	0%	T&M	\$288.00	\$119
IBX255	148	IB	Pressure Vessel	Over 500 sq. ft. of heating surface	195.00				\$384.78	0%	T&M	\$384.00	\$189
IBX256	148	IB	Pressure Vessel	<b>(b) Low Pressure Boilers:</b>									
IBX257	148	IB	Pressure Vessel	Steel plate boiler with manhole	143.00				\$192.39	0%	T&M	\$192.00	\$49
IBX258	148	IB	Pressure Vessel	Steel plate boiler without manhole	110.00				\$192.39	0%	T&M	\$192.00	\$82
IBX259	148	IB	Pressure Vessel	Cast iron boilers	110.00				\$192.39	0%	T&M	\$192.00	\$82
IBX260	148	IB	Pressure Vessel	(c) Boilers and fixed pressure vessels erected and assembled on site	143.00	per hour		1 hr minimum	\$192.39	0%	T&M	\$192.00	\$49
IBX261	148	IB	Pressure Vessel	<b>(d) Unfired pressure vessels: Internal &amp; Ultra-Sonic Inspection</b>									
IBX262	148	IB	Pressure Vessel	Vessels 36 inches or less in diameter	84.00				\$192.39	0%	T&M	\$192.00	\$108
IBX263	148	IB	Pressure Vessel	Vessels more than 36 inches, but less than 54 inches in diameter	97.00				\$288.59	0%	T&M	\$288.00	\$191
IBX264	148	IB	Pressure Vessel	Vessels 54 inches or more, but less than 96 inches in diameter	143.00				\$288.59	0%	T&M	\$288.00	\$145
IBX265	148	IB	Pressure Vessel	Vessels 96 inches or more in diameter	143.00				\$384.78	0%	T&M	\$384.00	\$241
IBX266	148	IB	Pressure Vessel	<b>(d) Unfired pressure vessels: External Inspection</b>									
IBX267	148	IB	Pressure Vessel	Vessels 36 inches or less in diameter	58.00				\$192.39	0%	T&M	\$192.00	\$134
IBX268	148	IB	Pressure Vessel	Vessels more than 36 inches, but less than 54 inches in diameter	84.00				\$192.39	0%	T&M	\$192.00	\$108
IBX269	148	IB	Pressure Vessel	Vessels 54 inches or more, but less than 96 inches in diameter	104.00				\$192.39	0%	T&M	\$192.00	\$88
IBX270	148	IB	Pressure Vessel	Vessels 96 inches or more in diameter	104.00				\$288.59	0%	T&M	\$288.00	\$184
IBX271	148	IB	Pressure Vessel	(e) Unfired pressure vessels erected and assembled on site	143.00	per hour			\$192.39	0%	T&M	\$192.00	\$49

# ATTACHMENT B

Building & Safety - IB

Fee #	Original Fee #	Bureau	Heading	Description	Current Fee/Charge	Unit	Authority	Notes	Full Cost	Subsidy %	Cost Analysis Type	Suggested Fee	Fee Δ
IBX272	148	IB	Pressure Vessel	<b>(f) Unfired vessels</b>									
IBX273	148	IB	Pressure Vessel	Unfired pressure vessels, such as steam mangles, cookers, kettles, etc.	26.00	each			\$96.20	0%	T&M	\$96.00	\$70
IBX274	148	IB	Pressure Vessel	Steam clothes presses and vulcanizers	10.00	each			\$96.20	0%	T&M	\$96.00	\$86
IBX275	148	IB	Pressure Vessel	Unfired pressure vessels subjected to external pressure	23.00	each			\$96.20	0%	T&M	\$96.00	\$73
IBX276	148	IB	Pressure Vessel	(g) Automotive hoists, including surge tanks	41.00	each			\$96.20	0%	T&M	\$96.00	\$55
IBX277	148	IB	Pressure Vessel	(h) Other inspections	143.00	per hour		For all inspections not covered in the above schedule	\$192.39	0%	T&M	\$192.00	\$49
IBX278	148	IB	Pressure Vessel	(i) Shop inspections	143.00	per hour		2 hour minimum	\$192.39	0%	T&M	\$192.00	\$49
IBX279	148	IB	Pressure Vessel	(j) Resale inspection of all fired and unfired pressure vessels	143.00	per hour		2 hour minimum	\$192.39	0%	T&M	\$192.00	\$49
IBX280	148	IB	Pressure Vessel	(k) Fees for consultation	143.00	per hour		2 hour minimum	\$192.39	0%	T&M	\$192.00	\$49
IBX281	148	IB	Pressure Vessel	(l) Processing of inspection reports	19.00	each piece of equipment or apparatus			\$48.89	2%	T&M	\$48.00	\$29
IBX282	148	IB	Pressure Vessel	(m) Fees for the inspection of repairs to boilers or pressure vessels	143.00	per hour			\$192.39	0%	T&M	\$192.00	\$49
IBX283	149	IB	Pressure Vessel	<b>Boilers, Unfired Pressure Vessels and Other Equipment - Examination Fees</b>	Various (based on below License Examination Fees Table of this section)		97.0203(a)						
IBX284	149	IB	Pressure Vessel	Initial Fee - Boiler Operator (35 HP)	50.00			Fee includes proctoring costs	\$270.56	0%	T&M	\$270.00	\$220
IBX285	149	IB	Pressure Vessel	Initial Fee - Steam Engineer (500 HP)	50.00			Fee includes proctoring costs	\$270.56	0%	T&M	\$270.00	\$220
IBX286	149	IB	Pressure Vessel	Initial Fee - Steam Engineer (Unlimited HP)	50.00			Fee includes proctoring costs	\$270.56	0%	T&M	\$270.00	\$220
IBX287	149	IB	Pressure Vessel	Initial Fee - Diesel Engineer	50.00			Fee includes proctoring costs	\$270.56	0%	T&M	\$270.00	\$220
IBX288	149	IB	Pressure Vessel	Initial Fee - Equipment Engineer	50.00			Fee includes proctoring costs	\$270.56	0%	T&M	\$270.00	\$220
IBX289	149	IB	Pressure Vessel	Initial Fee - Deputy Pressure Vessel Inspector	125.00			Fee includes proctoring costs	\$285.36	0%	T&M	\$285.00	\$160
IBX290	149	IB	Pressure Vessel	Renewal Fee - Boiler Operator (35 HP)	25.00				\$46.48	1%	T&M	\$46.00	\$21
IBX291	149	IB	Pressure Vessel	Renewal Fee - Steam Engineer (500 HP)	25.00				\$46.48	1%	T&M	\$46.00	\$21
IBX292	149	IB	Pressure Vessel	Renewal Fee - Steam Engineer (Unlimited HP)	25.00				\$46.48	1%	T&M	\$46.00	\$21
IBX293	149	IB	Pressure Vessel	Renewal Fee - Diesel Engineer	25.00				\$46.48	1%	T&M	\$46.00	\$21

# ATTACHMENT B

Building & Safety - IB

Fee #	Original Fee #	Bureau	Heading	Description	Current Fee/Charge	Unit	Authority	Notes	Full Cost	Subsidy %	Cost Analysis Type	Suggested Fee	Fee Δ
IBX294	149	IB	Pressure Vessel	Renewal Fee - Equipment Engineer	25.00				\$46.48	1%	T&M	\$46.00	\$21
IBX295	149	IB	Pressure Vessel	Renewal Fee - Deputy Pressure Vessel Inspector	50.00				\$46.48	1%	T&M	\$46.00	-\$4
IBX296	150	IB	Pressure Vessel	Boiler Installation Permit - Fees	20.00	for each piece of equipment for which an installation permit is issued.	97.0301(b)		\$41.67	2%	T&M	\$41.00	\$21
IBX297	151	IB	Pressure Vessel	Pressure Vessel & Boilers Inspection Fee - Issuing Fee	Various (Sec. 98.0415 - Exhibit 6)		97.0314.1(a)						
IBX298	152	IB	Pressure Vessel	Pressure Vessel & Boilers Inspection Fee - Minimum Inspection Fee	90.00	per inspection	97.0314.1(b)	(Sec. 98.0412 - Exhibit 4)	\$192.39	0%	T&M	\$192.00	\$102
IBX299	153	IB	Testing Agencies	Testing in Applicants Premises Supplemental Fee	158.00	per hour	98.0502(l)	Applicant shall agree in writing to pay all the expense for travel, transportation, board and lodging, and other miscellaneous expense; plus Supplemental Fee	\$203.49	0%	T&M	\$203.00	\$45
IBX300	154	IB	Testing Agencies	Application for Testing Agencies Approval Fee	1,153.00	for each application	98.0503(b)		\$1,127.77	0%	T&M	\$1,127.00	-\$26
IBX301	154	IB	Testing Agencies	Application for Testing Agencies Approval Fee	648.00	for each branch to main office	98.0503(b)		\$1,127.77		T&M	\$1,127.00	\$479
IBX302	155	IB	Testing Agencies	Renewal Fee	865.00	for each application	98.0503(b)		\$736.35	0%	T&M	\$736.00	-\$129
IBX303	155	IB	Testing Agencies	Renewal Fee	252.00	for each branch to main office	98.0503(b)		\$736.35	0%	T&M	\$736.00	\$484
IBX304	156	IB	Testing Agencies	Major Modification Fee	648.00	for each application	98.0503(b)		\$736.35	0%	T&M	\$736.00	\$88
IBX305	156	IB	Testing Agencies	Clerical Modification Fee	252.00	for each application	98.0503(b)		\$391.42	0%	T&M	\$391.00	\$139
IBX306	157	IB	Testing Agencies	On-site Laboratory Inspections and Follow-Up Fee	108.00	per hour	98.0503(b)		\$172.47	0%	T&M	\$172.00	\$64
IBX307	158	IB	Testing Agencies	Supplemental Fees - Fees for processing time for application exceeding time provided for approval, renewal, modification	108.00	per hour	98.0503(b)		\$172.47	0%	T&M	\$172.00	\$64
IBX308	159	IB	Testing Agencies	Fee for Travel if 60+ miles from LA City Hall - Clerical Support	New		98.0503(b)		\$185.94	1%	T&M	\$185.00	NA
IBX309	159	IB	Testing Agencies	Fee for Travel if 60+ miles from LA City Hall	Various (based on type of travel - Sec. 96.204(i))		98.0503(d)		Variable	NA	NA	Various (based on type of travel - Sec. 96.204(i))	NA
IBX310	160	IB	Welding	Building - Steel - Welding Special Qualification Application Fee	50.00	each	91.2204.1		\$875.80	0%	T&M	\$875.00	\$825

# ATTACHMENT B

Building & Safety - IB

Fee #	Original Fee #	Bureau	Heading	Description	Current Fee/Charge	Unit	Authority	Notes	Full Cost	Subsidy %	Cost Analysis Type	Suggested Fee	Fee Δ
IBX311	187	IB	Administrative	Charges for Printed Materials: Certificate of Inspection and Permit to Operate Steam Boiler or Pressure Vessel Form M1	11.00	per pad (100)	98.0405		\$23.84	4%	T&M	\$23.00	\$12
IBXNEW		IB	Demolition	Notification of Demolition Fee - The Department shall collect a fee in the amount of \$60.00 when an application for the demolition of a building or structure described in LAMC Subsection 91.106.4.5.1 is filed with the Department. This fee shall be charged in addition to applicable demolition pre-inspection fees set forth at LAMC Subsection 91.107.3.2.	60.00		91.106.4.5.3		\$92.82	1%	T&M	\$92.00	\$32

Exhibits													
EXE019	NA EXH		Table No. 1-A	Sec. 91.113. - Exhibit 8 Building Permit Fees	None	\$0.00 - \$100 Inclusive			\$0.00	NA	Program Analysis	None	NA
EXE020	NA EXH		Table No. 1-A	Sec. 91.113. - Exhibit 8 Building Permit Fees	65.00	\$100.01 to \$2,000 Inclusive			\$102.39	0%	Program Analysis	\$102.39	\$37
EXE021	NA EXH		Table No. 1-A	Sec. 91.113. - Exhibit 8 Building Permit Fees	40.00	\$2,000.01 to \$20,000 Inclusive			\$63.01	0%	Program Analysis	\$63.01	\$23
EXE031	NA EXH		Table No. 1-A	Sec. 91.113. - Exhibit 8 Building Permit Fees	1.25	per \$100 or fraction thereof of total valuation		in addition to \$2,000.01 to \$20,000 Inclusive fee	\$1.97	0%	Program Analysis	\$1.97	\$1
EXE022	NA EXH		Table No. 1-A	Sec. 91.113. - Exhibit 8 Building Permit Fees	170.00	\$20,00.01 to \$50,000 Inclusive			\$267.78	0%	Program Analysis	\$267.78	\$98
EXE032	NA EXH		Table No. 1-A	Sec. 91.113. - Exhibit 8 Building Permit Fees	6.00	per \$1,000 or fraction thereof of total valuation		in addition to \$20,00.01 to \$50,000 Inclusive fee	\$9.45	0%	Program Analysis	\$9.45	\$3
EXE023	NA EXH		Table No. 1-A	Sec. 91.113. - Exhibit 8 Building Permit Fees	195.00	\$50,00.01 to \$100,000 Inclusive			\$307.16	0%	Program Analysis	\$307.16	\$112
EXE033	NA EXH		Table No. 1-A	Sec. 91.113. - Exhibit 8 Building Permit Fees	5.50	per \$1,000 or fraction thereof of total valuation		in addition to \$50,00.01 to \$100,000 Inclusive fee	\$8.66	0%	Program Analysis	\$8.66	\$3
EXE024	NA EXH		Table No. 1-A	Sec. 91.113. - Exhibit 8 Building Permit Fees	395.00	\$100,00.01 to \$500,000 Inclusive			\$622.19	0%	Program Analysis	\$622.19	\$227
EXE034	NA EXH		Table No. 1-A	Sec. 91.113. - Exhibit 8 Building Permit Fees	3.50	per \$1,000 or fraction thereof of total valuation		in addition to \$100,00.01 to \$500,000 Inclusive fee	\$5.51	0%	Program Analysis	\$5.51	\$2
EXE025	NA EXH		Table No. 1-A	Sec. 91.113. - Exhibit 8 Building Permit Fees	520.00	\$500,000.01 to \$1,000,000 Inclusive			\$819.09	0%	Program Analysis	\$819.09	\$299
EXE035	NA EXH		Table No. 1-A	Sec. 91.113. - Exhibit 8 Building Permit Fees	3.25	per \$1,000 or fraction thereof of total valuation		in addition to \$500,000.01 to \$1,000,000 Inclusive fee	\$5.12	0%	Program Analysis	\$5.12	\$2
EXE026	NA EXH		Table No. 1-A	Sec. 91.113. - Exhibit 8 Building Permit Fees	920.00	Over \$1,000,000			\$1,449.16	0%	Program Analysis	\$1,449.16	\$529
EXE036	NA EXH		Table No. 1-A	Sec. 91.113. - Exhibit 8 Building Permit Fees	2.85	per \$1,000 or fraction thereof of total valuation		in addition to Over \$1,000,000 fee	\$4.49	0%	Program Analysis	\$4.49	\$2
EXE027	NA EXH	Table No. 1-A.1	Sec. 91.113. - Exhibit 9 Combined Permit Fees	New Construction	165% of bldg permit fee			determined from Table 1-A	Variable	0%	Program Analysis	165% of bldg permit fee	NA

# ATTACHMENT B

Building & Safety - IB

Fee #	Original Fee #	Bureau	Heading	Description	Current Fee/Charge	Unit	Authority	Notes	Full Cost	Subsidy %	Cost Analysis Type	Suggested Fee	Fee Δ
EXE028	NA EXH	Table No. 1-A.1	Sec. 91.113. - Exhibit 9 Combined Permit Fees	Alteration	165% of bldg permit fee			determined from Table 1-A	Variable	0%	Program Analysis	165% of bldg permit fee	NA
EXE029	NA EXH	Table No. 1-A.1	Sec. 91.113. - Exhibit 9 Combined Permit Fees	Swimming Pool	175% of bldg permit fee			determined from Table 1-A	Variable	0%	Program Analysis	175% of bldg permit fee	NA
EXE030	NA EXH		Sec. 98.0422 - Exhibit 7	Fees for off hours plan check and other services	A fee, in addition to fees charged elsewhere in this code, equal to 50 percent of the fees for plan checking or other services or processing shall be collected at the time of the request				NA	NA	NA	No Change	NA

# ATTACHMENT B

Building & Safety - GCR

Fee #	Bureau	Function	Heading	Description	Current Fee/Charge	Unit	Authority	Notes	Full Cost	Cost Analysis Type	Suggested Fee	Fee Δ
GCR010	GCR	3	Administrative	Appeals to the Department, Appeal Processing Fee: First Item	130.00		98.0403.2(a)2		\$260.86	T&M	\$260.00	\$130
GCR011	GCR	4	Administrative	Appeals to the Department, Appeal Processing Fee: Additional Items	39.00		98.0403.2(a)2		\$78.26	T&M	\$78.00	\$39
GCR021	GCR	6	Table No. 4-A	Appeals to the Board, Filing Fee - Group Occupancy R-3 & U, Building Types V, IV, III, I & II	\$215 + \$76 each additional item	first item for noted occupancy and building types	98.0403.2, Table No. 4-A	\$76 each additional item	\$521.71	T&M	\$554 each item	\$339
GCR022	GCR	7	Table No. 4-A	Appeals to the Board, Filing Fee - Group Occupancy All Others, Building Types V, IV, III	\$354 + \$215 each additional item	first item for noted occupancy and building types	98.0403.2, Table No. 4-A	\$215 each additional item	\$521.71	T&M	\$554 each item	\$200
GCR023	GCR	8	Table No. 4-A	Appeals to the Board, Filing Fee - Group Occupancy All Others, Building Types I and II	\$632 + \$215 each additional item	first item for noted occupancy and building types	98.0403.2, Table No. 4-A	\$215 each additional item	\$521.71	T&M	\$554 each item	-\$78
GCRNEW	GCR	9	Table No. 4-A	Appeals to the Board, Filing Fee - All others not covered by schedule provided in Table No. 4-A	\$500 + \$150 for each additional item	first item	98.0403.2, Table No. 4-A	\$150 for each additional item	\$521.71	T&M	\$554 each item	\$54
GCRNEW	GCR	10	Table No. 4-B	Appeals to the Board, Filing Fee for Grading and Soils Requirements - 1-5 Lots, Construction Requirements	\$280 + \$115 each additional item	first item for noted lots and type	98.0403.2, Table No. 4-B	\$115 each additional item	\$521.71	T&M	\$554 each item	\$274
GCRNEW	GCR	11	Table No. 4-B	Appeals to the Board, Filing Fee for Grading and Soils Requirements - 1-5 Lots, Unstable Soil of Geology	\$480 + \$115 each additional item	first item for noted lots and type	98.0403.2, Table No. 4-B	\$115 each additional item	\$521.71	T&M	\$554 each item	\$74
GCRNEW	GCR	12	Table No. 4-B	Appeals to the Board, Filing Fee for Grading and Soils Requirements - 5+ Lots, Construction Requirements	\$580 + \$280 each additional item	first item for noted lots and type	98.0403.2, Table No. 4-B	\$280 each additional item	\$521.71	T&M	\$554 each item	-\$26
GCRNEW	GCR	13	Table No. 4-B	Appeals to the Board, Filing Fee for Grading and Soils Requirements - 5+ Lots, Unstable Soil of Geology	\$880 + \$280 each additional item	first item for noted lots and type	98.0403.2, Table No. 4-B	\$280 each additional item	\$521.71	T&M	\$554 each item	-\$326
GCR005	GCR	14	Administrative/ Commissions Board	Appeals to the Department/Board, Inspection Fee (to verify site conditions, if necessary)	84.00		98.0403.2(a)2 and 98.0403.2(b)5	Separate but similar Inspection Fee for Department and Board	\$155.61	T&M	\$155.00	\$71
GCR004	GCR	15	Administrative/ Commissions Board	Appeals to the Department/Board, Miscellaneous Fee (to prepare a written report)	104.00	per staff hour or portion thereof	98.0403.2(a)2 and 98.0403.2(b)5	Section references Misc Fees described in LAMC 98.0415(f) (Exhibit 6) to prepare a written report	\$233.96	T&M	\$233.00	\$129
GCR006	GCR	16	Administrative/ Commissions Board	Appeals to the Department/Board, Additional Inspection Fee (if necessary, to verify compliance with conditions established by the determination of the Department)	90.00		98.0403.2(a)2 and 98.0403.2(b)5	Section references addtl inspection fee described in LAMC 98.0412(a) (Exhibit 4)	\$155.61	T&M	\$155.00	\$65
GCR007	GCR	17	Administrative	Appeals to the Department, Filing Fee for Items Covered under LAMC Section 98.0501, Alternate Materials, Devices, and Methods of Construction	165.00	For each request/item	98.0403.2(a)3		\$260.86	T&M	\$260.00	\$95
GCR024	GCR	18	Administrative	Appeals to the Department, Supplemental Fee for Items Covered under LAMC Section 98.0501, Alternate Materials, Devices, or Methods of Construction	104.00	Processing time in excess of one hour	98.0403.2(a)3	Section references supplemental fee specified in LAMC 98.0501(b)4	\$233.96	T&M	\$233.00	\$129
GCR008	GCR	19	Commissions Board	Appeals to the Board, Miscellaneous Report Fee	104.00	per staff hour or portion thereof	98.0403.2(b) #6	Section references Misc Fees described in LAMC 98.0415(f) (Exhibit 6)	\$233.96	T&M	\$233.00	\$129
GCR008	GCR	26	Hauling	Application for Review of Technical Reports and Import-Export Routes Filing Fee	\$29.00	New unit - per case	91.7006.7.5		\$614.27	T&M	\$614.00	\$85
GCR012	GCR	20	Commissions Board	Appeals Referred to the Engineering Geology Advisory Committee - Initial Referral Fee	50.00	referral fee	91.105.3.6	in addition to number of lots involved.	Variable	NA	\$50 or actual costs incurred, whichever is greater	NA

# ATTACHMENT B

Building & Safety - GCR

Fee #	Bureau	Function	Heading	Description	Current Fee/Charge	Unit	Authority	Notes
GCR013	GCR	21	Commissions Board	Appeals Referred to the Engineering Geology Advisory Committee - Additional Referral Fee, No more than two lots	150.00	additional referral fee for noted lots	91.105.3.6	
GCR014	GCR	22	Commissions Board	Appeals Referred to the Engineering Geology Advisory Committee - Additional Referral Fee, 3-10 lots	300.00	additional referral fee for noted lots	91.105.3.6	
GCR015	GCR	23	Commissions Board	Appeals Referred to the Engineering Geology Advisory Committee - Additional Referral Fee, 11+ lots	600.00	additional referral fee for noted lots	91.105.3.6	
GCR016	GCR	24	Commissions Board	Appeals Referred to the Sign Advisory Committee - Referral Fee	300.00	referral fee	91.105.4.7	(based on group occupancy and type of building) (Table No. 4-A - Exhibit 10)
GCR002	GCR	25	Commissions Board	Civil Penalties for Disabled Access Violations	Schedule submitted by Superintendent based on violation/penalty on person		91.105.6.5	

Full Cost	Cost Analysis Type	Suggested Fee	Fee Δ
Variable	NA	\$150 or actual costs incurred, whichever is greater	NA
Variable	NA	\$300 or actual costs incurred, whichever is greater	NA
Variable	NA	\$600 or actual costs incurred, whichever is greater	NA
Variable	NA	\$300 or actual costs incurred, whichever is greater	NA
Variable	NA	No Change	Variable

# ATTACHMENT B

Building & Safety - RMB

Fee #	Bureau	Heading	Description	Current Fee/Charge	Unit	Authority	Notes
RMB001	RMB	Administrative	Administrative - Authority to Accept Underpayments and Overpayments for Permit Applications	LADBS may retain up to \$1.00 in excess of the amount legally due; and accept as full payment no more than \$0.50 deficient of amount legally due		98.0106	
RMB002	RMB	Administrative	Administrative - Guaranteed Express Permit Program (GEP) - Waiver of permit fees for guaranteed express permits	LADBS shall waive permit fee for permits at the Express Permit Counter		98.0109	(limited to one permit per person, per permit application)
RMB003	RMB	Administrative	Administrative - Surcharge for Development Services Centers	Surcharge equal to the greater of 3% of the fees or \$1.00 added to the total of all fees imposed for registration of medical marijuana collectives and for any permit, plan check, license, application, report and inspection		98.0410	
RMB004	RMB	Administrative	Administrative - Building and Safety Systems Development Surcharge	Added to the total of all fees imposed for registration of medical marijuana collectives and for any permit, plan check, license, application, report and inspection in the amount equal to the greater of 6% of the fee or one \$1.00		98.0416	
RMB005	RMB	Administrative	Department of City Planning - Surcharges for Development of Automated Systems and General Plan Maintenance	\$5.00 fee shall be deposited into the Department of Building and Safety Permit Enterprise Fund and credited to the departmental receipts of the Department of Building and Safety		98.0418	
RMB006	RMB	Administrative	Administrative - Refunds of Department Fees	Refund shall be 100% of the difference paid and what should have been paid on all fees		98.0420	
RMB007	RMB / PEB	Administrative	Administrative - Fees for duplicating building plans	0.10	per page	91.106.4.2.2.2	
RMB008	RMB / PEB for breakout of sizes	Administrative	Administrative - Fees for duplicating building plans: Plans that have NOT been microfilmed	\$15 for each set of plans. \$8 initial service fee, plus \$1 for each photocopy sheet.		91.106.4.2.2.2	
RMB009	RMB	Administrative	Fire Hydrant Fee	22/100 of 1% of the total value of all construction or work for which the permit is issued		91.107.4.4	\$5.00 fee shall be deposited into the Department of Building and Safety Permit Enterprise Fund

Full Cost	Cost Analysis Type	Suggested Fee	Fee Δ
NA	NA	No Change	\$0
NA	NA	No Change	\$0
NA	NA	No Change	\$0
NA	NA	No Change	\$0
NA	NA	No Change	\$0
NA	NA	No Change	\$0
NA	NA	No Change	\$0
\$1.00	T&M	10 cents per page for each photocopy sheet (materials cost only)	Variable
NA	NA	No Change	\$0

# ATTACHMENT B

Building & Safety - RMB

Fee #	Bureau	Heading	Description	Current Fee/Charge	Unit	Authority	Notes
RMB010	RMB	Administrative	Building - Arts fee for development projects of commercial and industrial buildings	Office or research & development: \$1.57 per square foot Retail: \$1.31 per square foot Manufacturing: \$0.51 per square foot Warehouse: \$0.39 per square foot Hotel: \$0.52 per square foot (Maximum: \$1.57 per gross square foot)		91.107.4.6.2	
RMB011	RMB	Administrative	Building - Affordable Housing Mitigation Fee	Not to exceed: \$5.00 per square foot, or 3.5% of the project valuation. (Whichever is lower)		91.107.4.7	
RMB012	RMB	Administrative	Administrative - Refunds of Department Fees	The refund shall be 100% of the difference paid and what should have been paid on all fees (Sec. 98.0420)		91.107.6	
RMB013	RMB	Residential Property Records and Liens	Report of Residential Property Records and Pending and Recorded Liens - Fee for Report of Residential Property Records and Pending Special Assessment Liens	65.00		96.305	

Full Cost	Cost Analysis Type	Suggested Fee	Fee Δ
NA	NA	No Change	\$0
NA	NA	No Change	\$0
NA	NA	No Change	\$0
\$75.11	T&M	\$75.00	\$10

# ATTACHMENT B



27368 Via Industria, Suite 200  
Temecula, California 92590-4856  
800.755.6864 | Fax: 888.326.6864  
951.587.3500 | Fax: 951.587.3510  
[www.willdan.com](http://www.willdan.com)