

City of Los Angeles

Office of Finance



Investment Report

April 30, 2026

Diana Mangioglou
City Treasurer/Director of Finance

Tom Juarez
Chief Investment Officer

200 N. Spring Street
Room 220, City Hall
Los Angeles, CA 90012
(213) 978-1774

Diana Mangioglu
DIRECTOR of FINANCE
CITY TREASURER

CITY OF LOS ANGELES
CALIFORNIA

OFFICE OF FINANCE
200 N. SPRING ST.
ROOM 220 -- CITY HALL
—
(213)978-1774



KAREN R. BASS
MAYOR

May 28, 2026

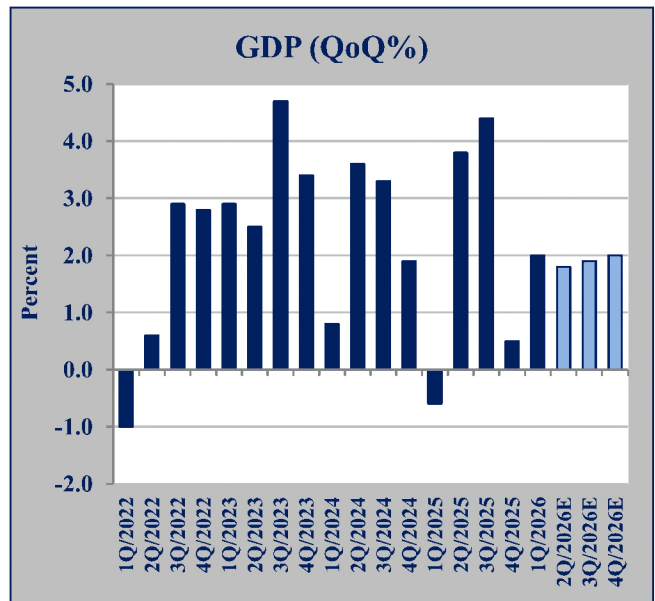
The Honorable Members of City Council of the City of Los Angeles
c/o Office of the City Clerk
City Hall, Room 395

Dear Honorable Members:

This is the Investment Report for the month ending April 30, 2026. It is provided to ensure the City Council is informed of the Department's activities. It satisfies the recommended reporting requirements of the City of Los Angeles Administrative Code, Chapter 5.1, Article 1, Section 20.90, which addresses the City Council's request for monthly financial information.

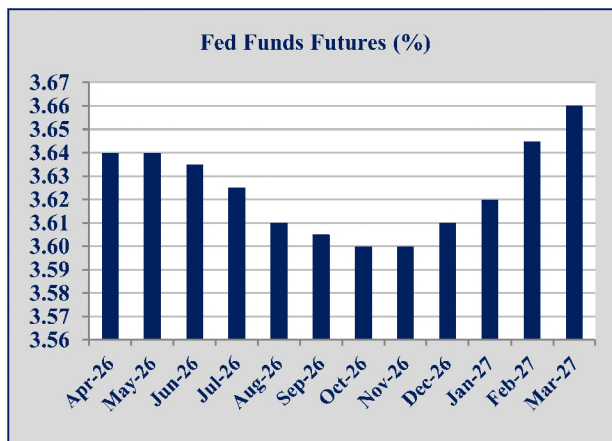
ECONOMIC ENVIRONMENT¹

The U.S. economy (as measured by the Gross Domestic Product-GDP) increased 2.0% on an annualized basis for the first quarter of 2026. The current anticipated growth rate for all of 2026 is 2.2% which is 0.1% lower than last month's 2026 full-year forecast. The U.S. unemployment rate for April 2026 was 4.4%. The Consumer Price Index (CPI) increased 3.8% for the twelve months ending April 2026. Prices were up in large part due to substantial increase in energy prices due to the conflict in the Mideast. U.S. consumer spending, as measured by Retail Sales, increased 4.9% over the past twelve months.



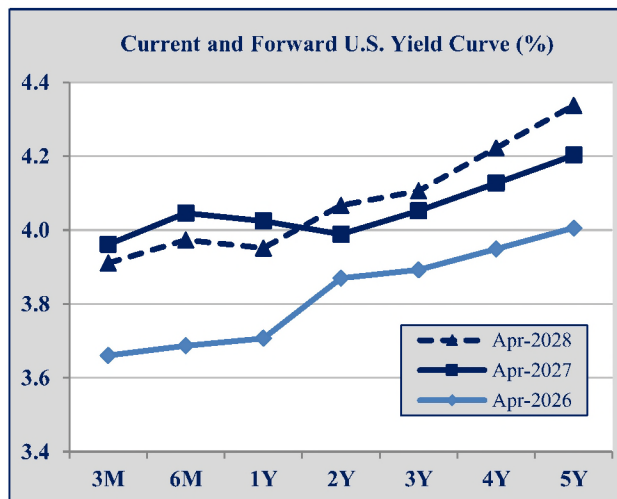
¹ Sources: Bloomberg Finance L.P.

The Federal Reserve kept the Fed Funds rate within the 3.50% to 3.75% range at its April 29, 2026 meeting. The Committee stated, "Recent indicators suggest that economic activity has been expanding at a solid pace. Job gains have remained low, on average, and the unemployment rate has been little changed in recent months. Inflation is elevated, in part reflecting the recent increase in global energy prices. The Committee seeks to achieve maximum employment and inflation at the rate of 2 percent over the longer run. Developments in the Middle East are contributing to a high level of uncertainty about the economic outlook. The Committee is attentive to the risks to both sides of its dual mandate."



CURRENT AND FORWARD INTEREST RATES

The current U.S. Treasury yield curve is a normal, upwardly sloping curve—giving longer term investors more yield as they realize more interest rate risk than shorter term investors. Forward yield curves, which are based upon the current rates, indicate higher short-term rates and lower long-term rates in the future.



COMPLIANCE

Investment transactions were executed in accordance with the California State Government Code and the City’s Investment Policy. The City Treasurer believes the General Pool contains sufficient cash flow liquidity to meet the next six months of expected expenditures.

REVIEW AND MONITORING

Meeder Public Funds, the City’s investment advisor, currently monitors the Department’s investment activities.

GENERAL POOL CHARACTERISTICS

The Office of Finance invests in a variety of fixed income securities in accordance with current policy and guidelines. The following table summarizes the key characteristics of the City’s investment portfolios as of April 30, 2026.

Portfolio Funds	Amount of Funds at Market Value	Effective Yield	Average Weighted Maturity	Average Credit Rating
Core Portfolio	\$5,668,411,404	3.17%	97 Days	AA+
Reserve Portfolio	\$7,025,167,061	3.19%	2.8 Years	AA+
Extended Reserve Portfolio	\$3,340,312,213	3.80%	7.0 Years	AA+
General Pool	\$16,033,890,678	3.31%	2.8 Years	AA+

INVESTMENT PERFORMANCE¹

Month-End Book Yield (Annualized)

	Core	Reserve	Extended Reserve	General Pool
Month-End Book Yield	3.17%	3.19%	3.80%	3.31%
Benchmark	3.71%	4.00%	4.10%	3.92%
Variance	-0.54%	-0.81%	-0.30%	-0.61%

Total Return (Not Annualized)

	Core	Reserve	Extended Reserve	General Pool
Total Rate of Return	0.32%	0.17%	-0.05%	0.18%
Benchmark Total Rate of Return	0.29%	0.17%	-0.05%	0.17%
Variance	0.03%	0.00%	0.00%	0.01%

¹ Performance, as measured by total rate of return, is calculated according to Global Investment Performance Standards, which is published by the CFA Institute and is widely accepted as the source of industry standard performance metrics. Section 2.A.1 states that total return, including realized and unrealized gains and losses must be used. Returns are calculated to the last business of the month. Figures may not total due to rounding.

The City measures investment returns on a book yield and a total return basis. Book yield is measured primarily for budgetary purposes, while total return is used primarily to measure risk. Investment performance calculated on a book yield basis is measured to custom benchmarks using industry-recognized benchmarks. Investment performance calculated on a total return basis is measured to established industry-recognized benchmarks. The tables on the previous page summarize the April 30, 2026 portfolio book yield and total rate of return for the City's General Pool.

Market prices are provided by the City's custodian. Additional investment information may be found on pages 6 through 44 of this report.

The objective of the Core Portfolio is to preserve capital, maintain liquidity, and earn income. The 3-month T-bill index is the most appropriate available index to use. The Core Portfolio does not mirror the investments in the total return index due to limited (Thursday) maturities, and the large daily cash flows of the City, which require the placement, and subsequent maturity of securities daily.

Respectfully,



Diana Mangioglu
City Treasurer/Director of Finance

Attachments

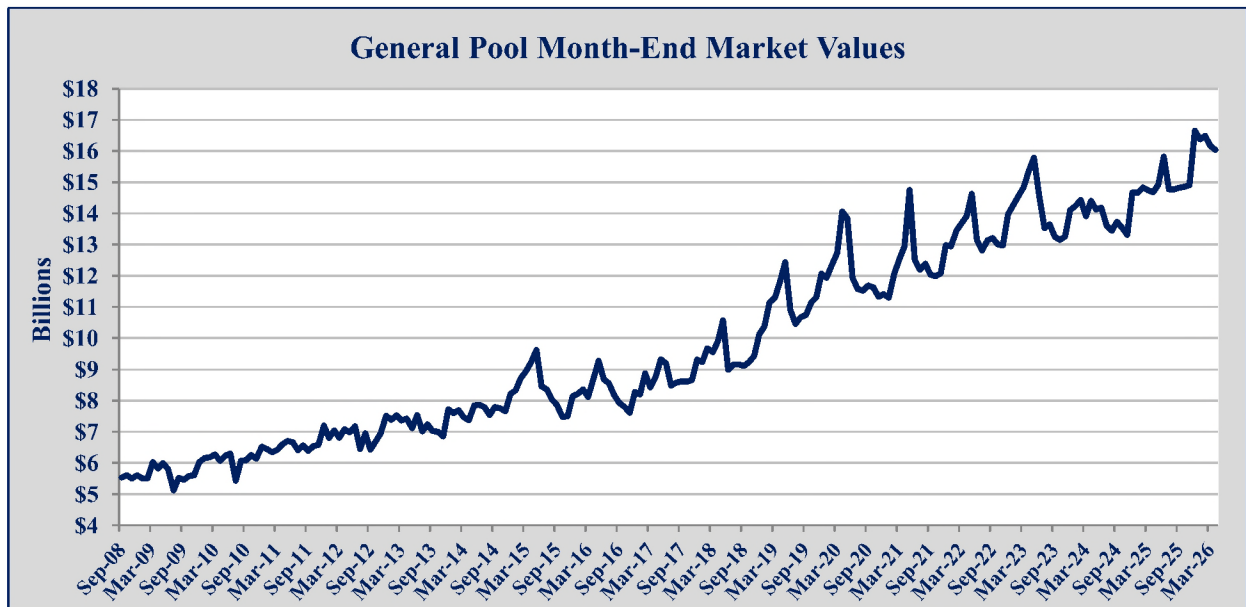
cc: The Honorable Kenneth Mejia, City Controller
Mitch Kamin, Mayor's Chief of Staff, Office of the Mayor
Jenny Delwood, Deputy Chief of Staff, Office of the Mayor
Matt Hale, Deputy Mayor of Finance and Innovation, Office of the Mayor
Matthew W. Szabo, City Administrative Officer
Sharon Tso, Chief Legislative Analyst
Investment Reports File
Chronofile

GENERAL POOL ASSET HOLDINGS
 April 30, 2026

Description	Par Value	Market Value	Percent of Total	Average Days	Weighted Years
Bank Deposits*	\$61,579,316	\$61,579,316	0.38%	0	0.0
Money Market Funds	\$28,946,550	\$28,946,550	0.18%	0	0.0
L.A.I.F. (State of California)	\$4,626,013	\$4,626,013	0.03%	0	0.0
Subtotal: Cash and Overnight Invest.	\$95,151,879	\$95,151,879	0.59%	0	0.0
Commercial Paper	\$2,453,698,000	\$2,448,019,053	15.27%	22	0.1
Negotiable Certificates of Deposit	\$0	\$0	0.00%	0	0.0
Corporate Notes	\$609,000,000	\$607,481,053	3.79%	196	0.5
U.S. Agencies/Munis/Supras	\$823,719,000	\$820,157,189	5.12%	55	0.2
U.S. Treasuries	\$1,711,000,000	\$1,697,602,231	10.59%	196	0.5
Subtotal: Pooled Investments:	\$5,597,417,000	\$5,573,259,526	34.76%	99	0.3
Total Short-Term Core Portfolio:	\$5,692,568,879	\$5,668,411,404	35.35%	97	0.3
Money Market Funds	\$2,113,898	\$2,113,898	0.01%	0	0.0
Commercial Paper	\$0	\$0	0.00%	0	0.0
Negotiable Certificates of Deposit	\$0	\$0	0.00%	0	0.0
Corporate Notes	\$1,371,000,000	\$1,372,744,386	8.56%	1,026	2.8
Asset-Backed Securities	\$24,998,118	\$25,019,659	0.16%	1,174	3.2
U.S. Agencies/Munis/Supras	\$463,540,000	\$449,152,802	2.80%	1,492	4.1
U.S. Treasuries	\$8,732,000,000	\$8,516,448,529	53.12%	1,593	4.4
Total Long-Term Reserve Portfolios:	\$10,593,652,016	\$10,365,479,274	64.65%	1,512	4.1
Total Cash and Pooled Investments:	\$16,286,220,894	\$16,033,890,678	100.00%	1,012	2.8

*Collected Balance for Wells Fargo and JPMorgan Chase Active Accounts.

Figures may not total due to rounding.



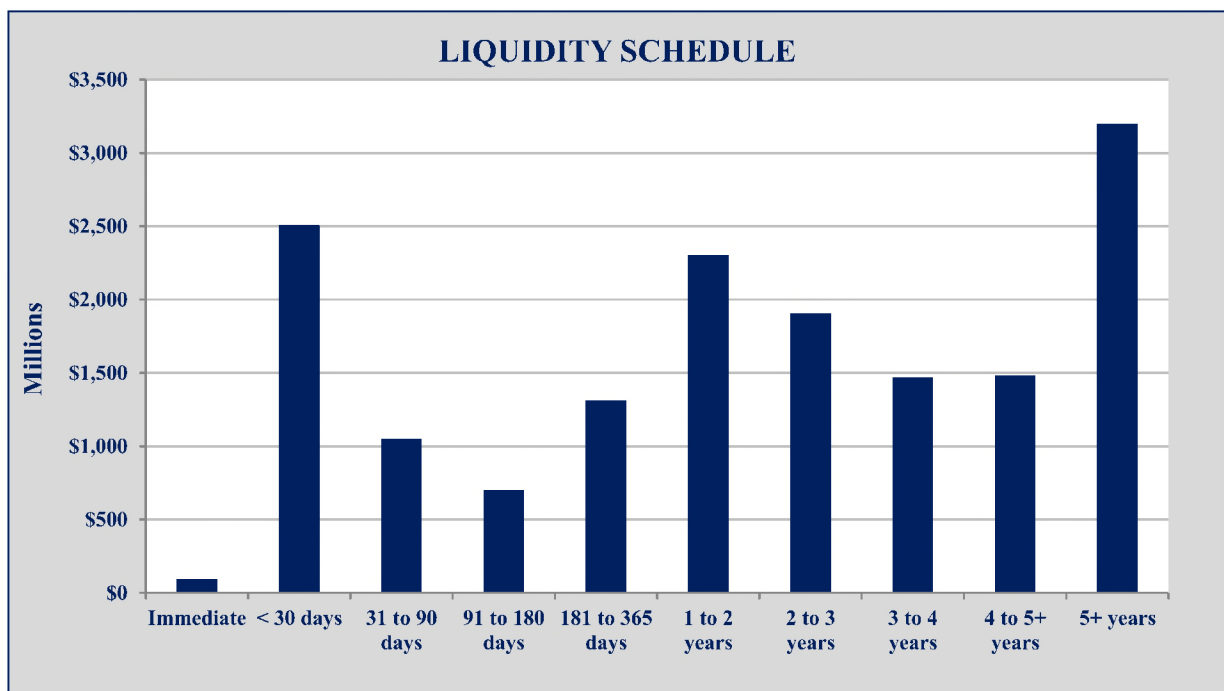
GENERAL POOL LIQUIDITY SCHEDULE
 April 30, 2026

Description	Availability	Market Value	Cumulative	Cumulative Percent of Total Investments
L.A.I.F. (State of California)	Immediate	\$4,626,013	\$4,626,013	0.03%
Money Market Funds	Immediate	\$31,060,448	\$35,686,460	0.22%
Bank Deposits*	Immediate	\$61,579,316	\$97,265,777	0.61%
Subtotal		\$97,265,777		
Pooled Investments Maturing:				
	< 30 days**	\$2,507,919,919	\$2,605,185,696	16.25%
	31 to 90 days	\$1,049,705,408	\$3,654,891,104	22.79%
	91 to 180 days	\$701,877,410	\$4,356,768,514	27.17%
	181 to 365 days	\$1,313,756,788	\$5,670,525,302	35.37%
	1 to 2 years	\$2,303,645,431	\$7,974,170,733	49.73%
	2 to 3 years	\$1,906,077,351	\$9,880,248,084	61.62%
	3 to 4 years	\$1,471,415,425	\$11,351,663,509	70.80%
	4 to 5 years	\$1,482,070,351	\$12,833,733,860	80.04%
	5+ years	\$3,200,156,817	\$16,033,890,678	100.00%
Total Cash and Pooled Investments		\$16,033,890,678		

*Collected Balance for Wells Fargo and JPMorgan Chase Active Accounts.

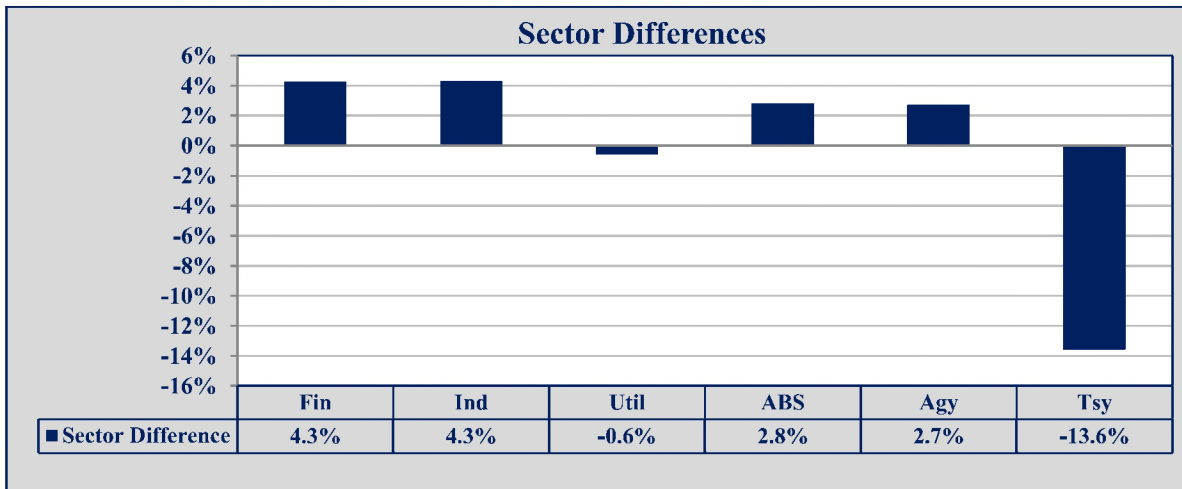
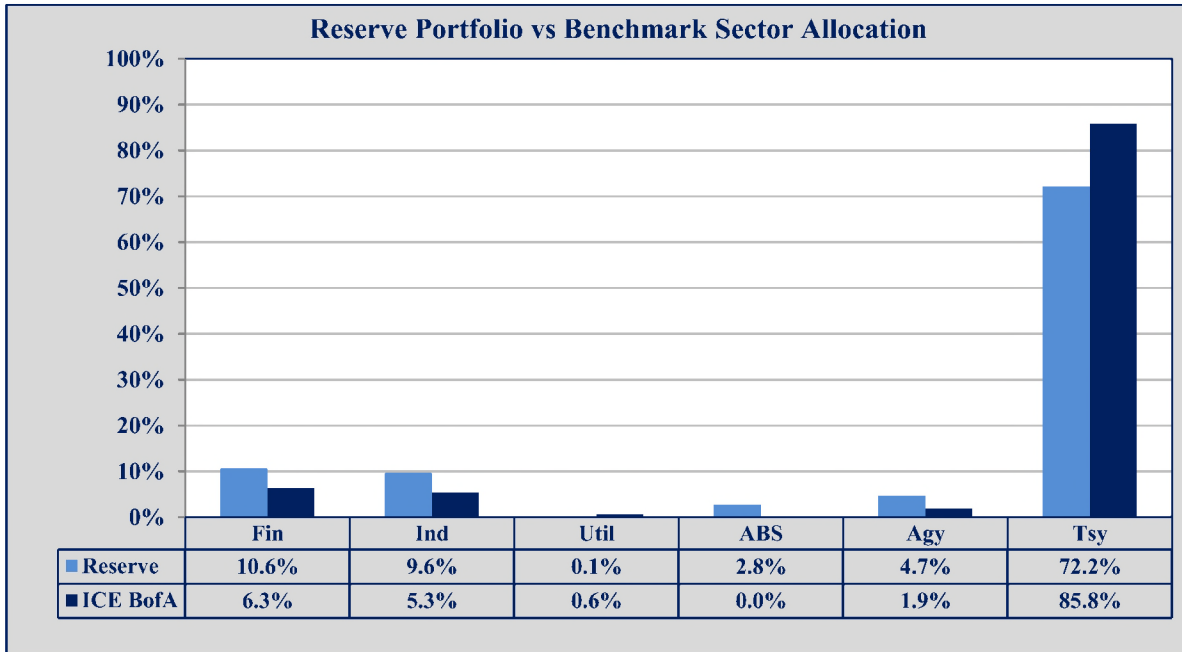
**Excludes Immediately Available Funds.

Figures may not total due to rounding.



RESERVE PORTFOLIO SECTOR ALLOCATION

April 30, 2026

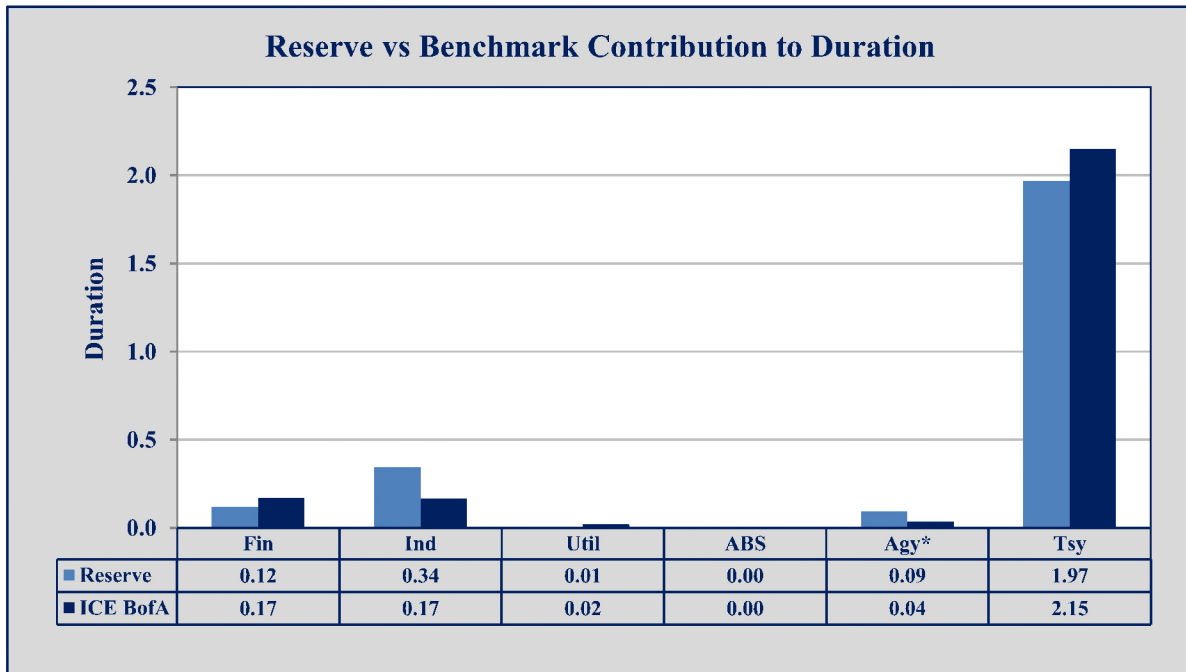
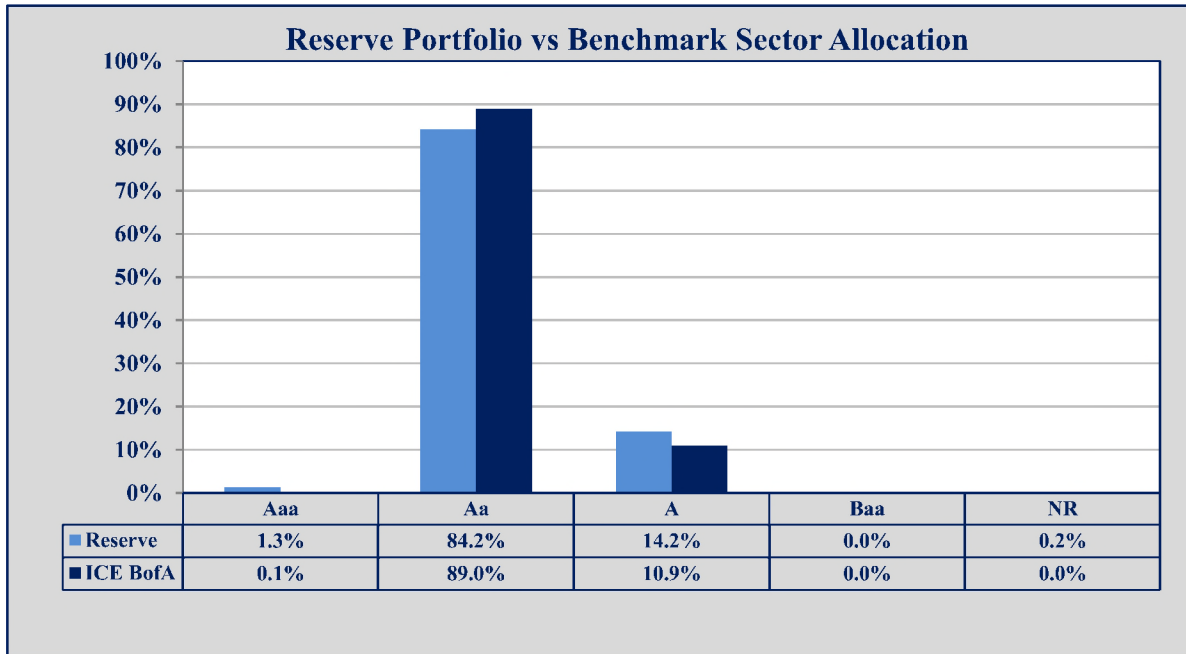


Sector Allocation Chart - Highlights the portfolio differences versus the benchmark with respect to the percentage of assets in each sector.

- Fin – Financial Services
- Ind – Industrial
- Util – Utilities
- ABS – Asset Backed Securities
- Agy – Government Agencies, Municipalities, and Supranationals
- Tsy – Treasury Notes and Bonds
- ICE BofA - ICE BofA Indices

RESERVE CREDIT RATINGS and DURATION

April 30, 2026



*Includes Government Agencies, Municipalities, and Supranationals

Credit Ratings Chart – Highlights the portfolio differences versus the benchmark with respect to percentage of assets in each of the Moody’s Credit Ratings allocations. Figures may not total due to rounding.

Contribution to Duration Chart – Highlights the portfolio differences versus the benchmark based on the contribution to the overall portfolio duration. This measure explains the sensitivity of each sector to changes in interest rates.

BOOK YIELD PERFORMANCE

April 30, 2026

	1 Month	3 Months	FYTD	1 Year	3 Years	5 Years
Core Portfolio	3.17%	3.21%	3.46%	3.54%	3.64%	2.92%
60 Day CP/30 Day Agy Benchmark*	3.71%	3.70%	3.90%	3.98%	4.69%	3.53%
Variance	-0.54%	-0.49%	-0.45%	-0.43%	-1.05%	-0.61%

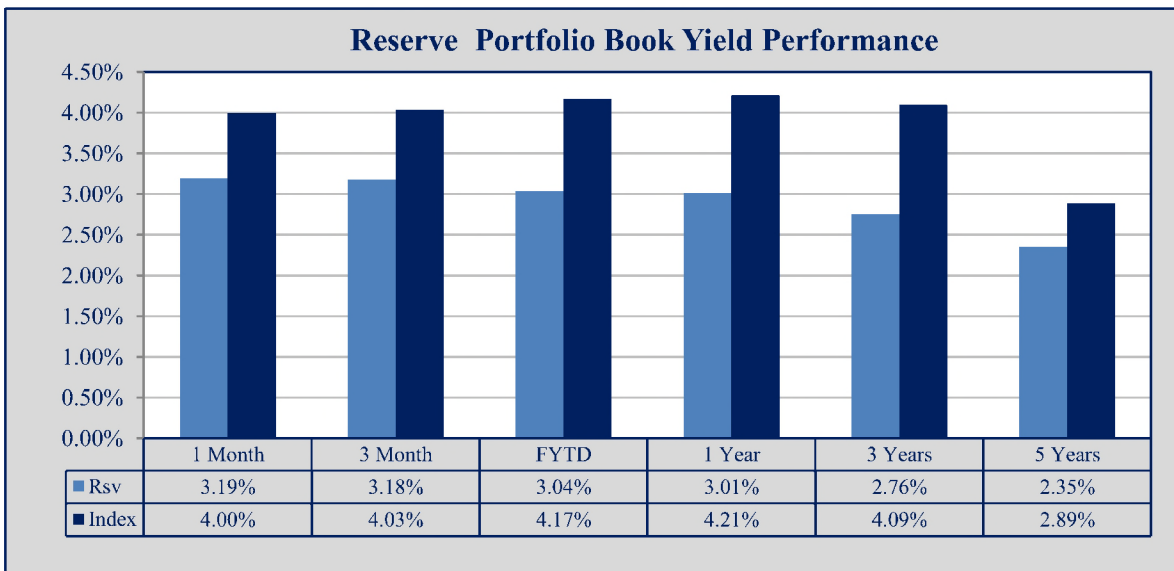
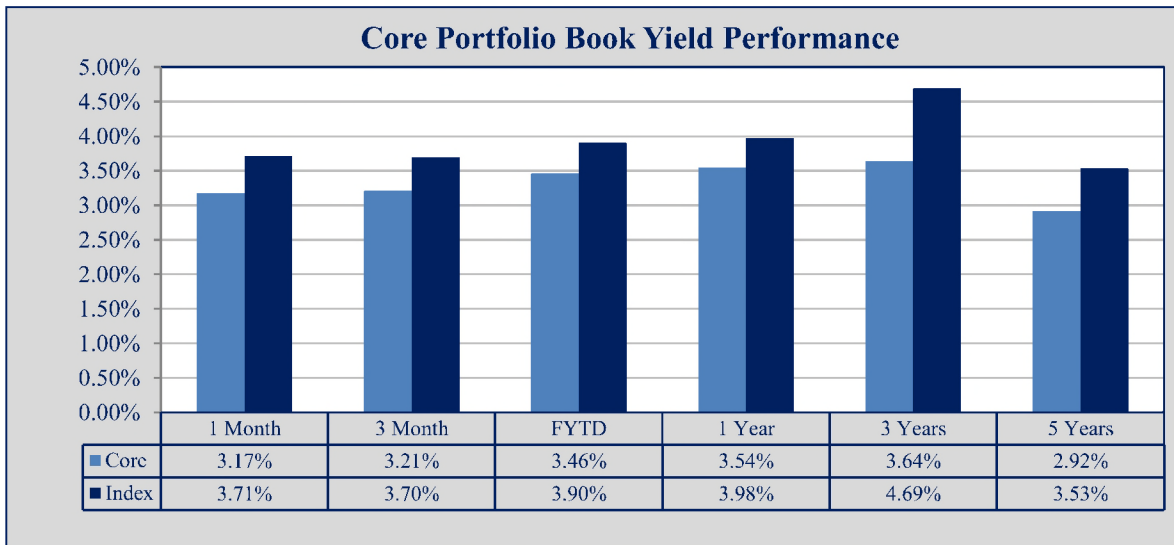
	1 Month	3 Months	FYTD	1 Year	3 Years	5 Years
Reserve Portfolio	3.19%	3.18%	3.04%	3.01%	2.76%	2.35%
1-5 Year Govt/Corp Index**	4.00%	4.03%	4.17%	4.21%	4.09%	2.89%
Variance	-0.80%	-0.85%	-1.13%	-1.20%	-1.34%	-0.54%

All yields are annualized. Figures may not total due to rounding.

*Monthly Benchmark is measured using a 30 day moving average of customized Bloomberg Indices.

**Monthly Benchmark is measuring using a 24 Month Moving Average of ICE BofA Indices.

Note: All yields greater than 1 month are the average yields for the respective time period.



BOOK YIELD PERFORMANCE

April 30, 2026

	1 Month	3 Months	FYTD	1 Year	3 Years	5 Years
Extended Reserve Portfolio	3.80%	3.77%	3.71%	3.69%	3.13%	2.43%
5-10 Year US Treasury Index*	4.10%	4.12%	4.14%	4.13%	3.65%	2.70%
Variance	-0.30%	-0.35%	-0.43%	-0.44%	-0.53%	-0.27%

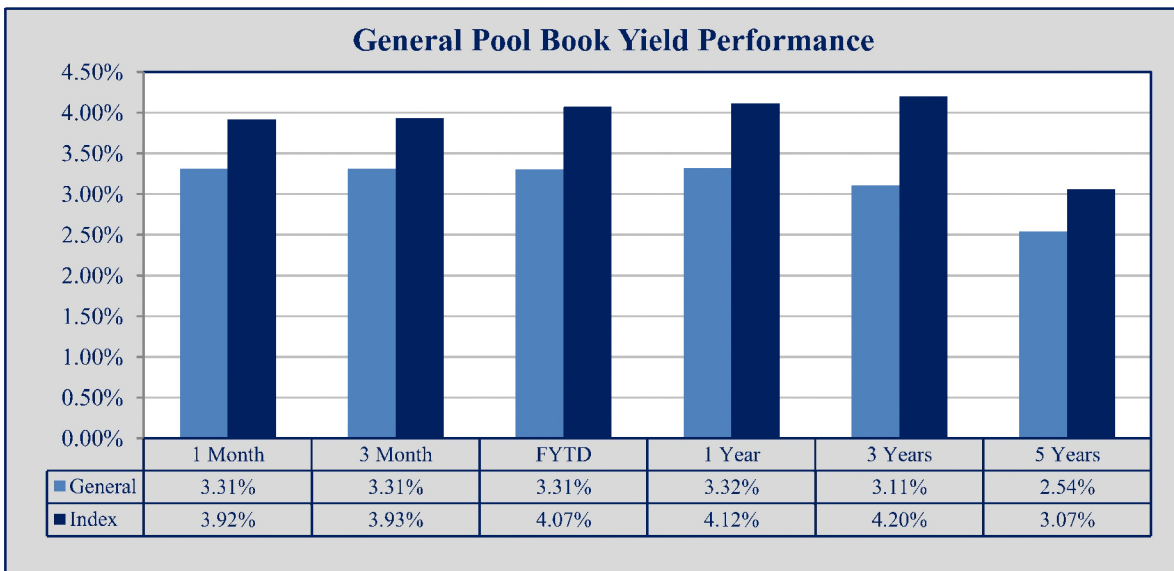
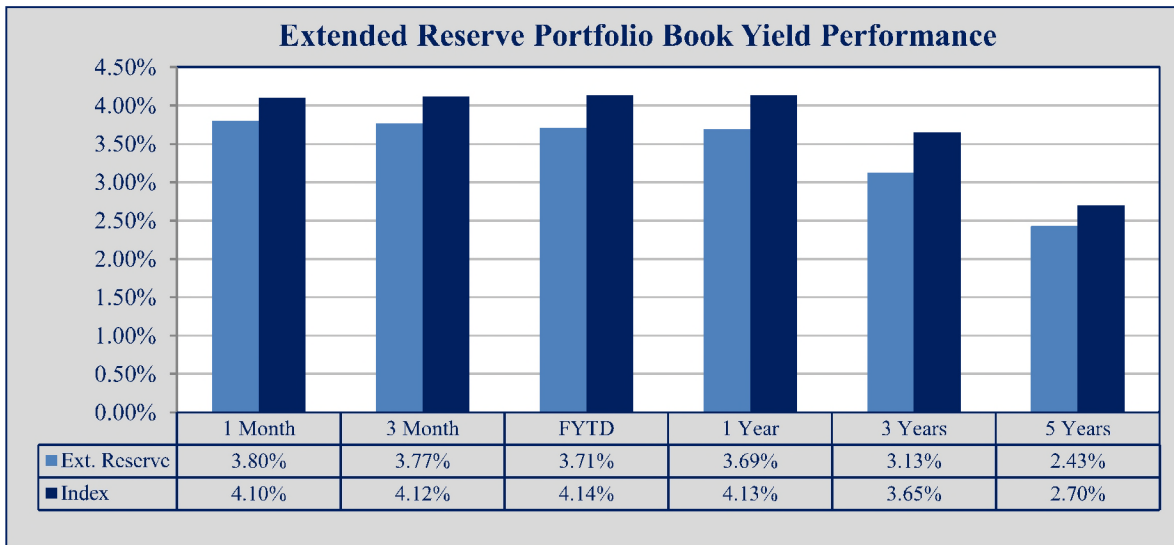
	1 Month	3 Months	FYTD	1 Year	3 Years	5 Years
General Pool	3.31%	3.31%	3.31%	3.32%	3.11%	2.54%
Weighted Benchmark**	3.92%	3.93%	4.07%	4.12%	4.20%	3.07%
Variance	-0.60%	-0.62%	-0.77%	-0.80%	-1.09%	-0.52%

All returns are annualized. Figures may not total due to rounding.

*Monthly Benchmark is measuring using a 30 Month Moving Average of ICE BofA Indices.

**The Weighted Benchmark uses the actual weight of the Core, Reserve, and Extended Reserve portfolio for the month.

Note: All yields greater than 1 month are the average yields for the respective time period.



TOTAL RETURN PERFORMANCE

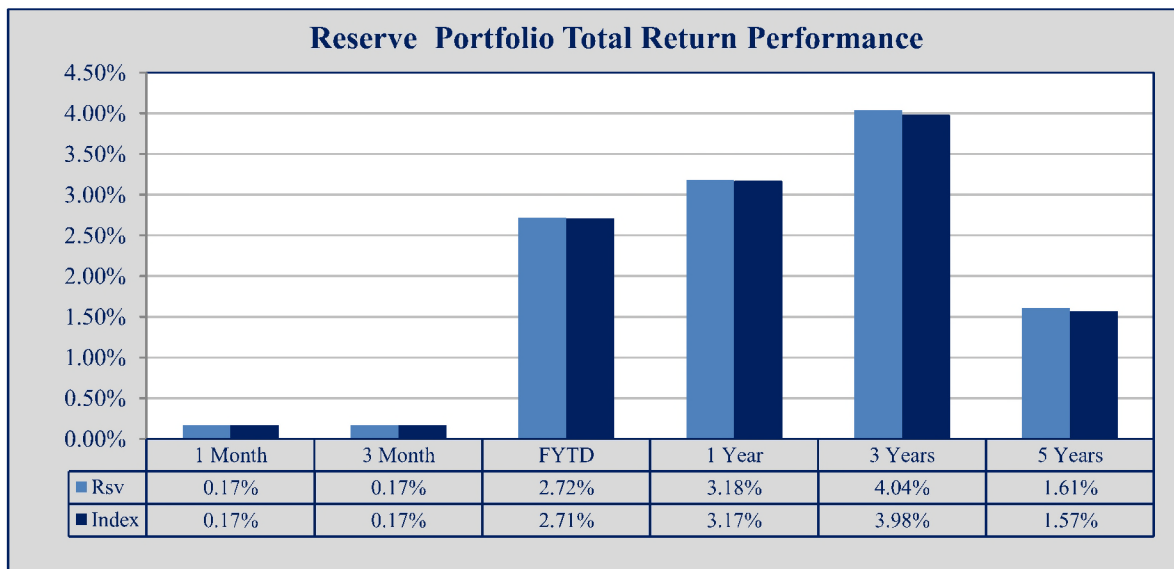
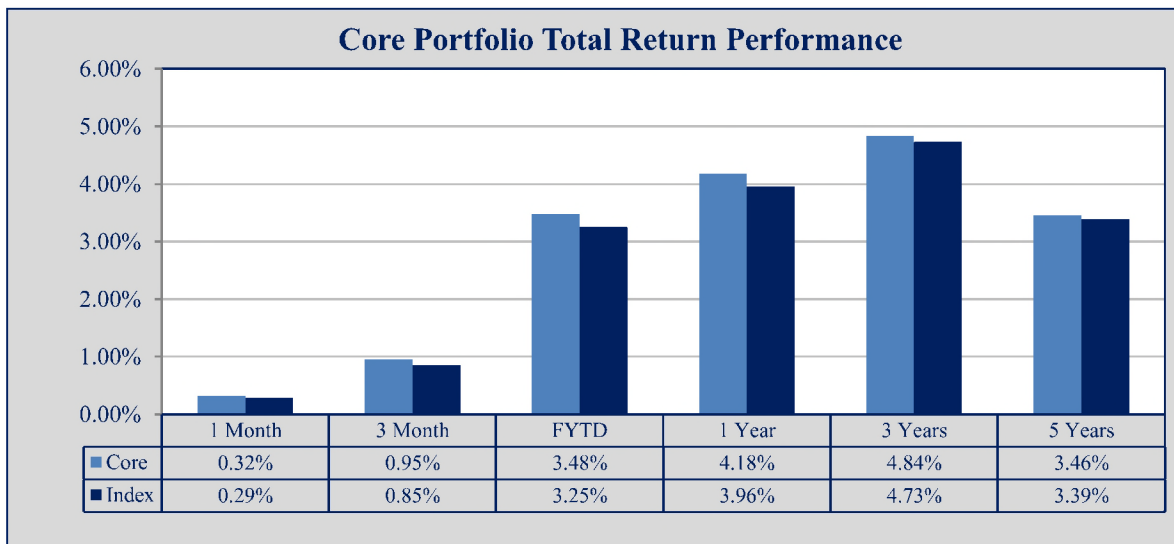
April 30, 2026

	1 Month	3 Months	FYTD	1 Year	3 Years	5 Years
Core Portfolio	0.32%	0.95%	3.48%	4.18%	4.84%	3.46%
3 Month Treasury Bill Index*	0.29%	0.85%	3.25%	3.96%	4.73%	3.39%
Variance	0.03%	0.10%	0.23%	0.22%	0.11%	0.07%

	1 Month	3 Months	FYTD	1 Year	3 Years	5 Years
Reserve Portfolio	0.17%	0.17%	2.72%	3.18%	4.04%	1.61%
1-5 Year Govt/Corp Index*	0.17%	0.17%	2.71%	3.17%	3.98%	1.57%
Variance	0.00%	0.00%	0.01%	0.01%	0.06%	0.04%

1Y, 3Y, 5Y returns are annualized rates of return. Figures may not total due to rounding.

*Performance is measured using ICE BofA Indices, and are calculated to the last business day of the month.



TOTAL RETURN PERFORMANCE

April 30, 2026

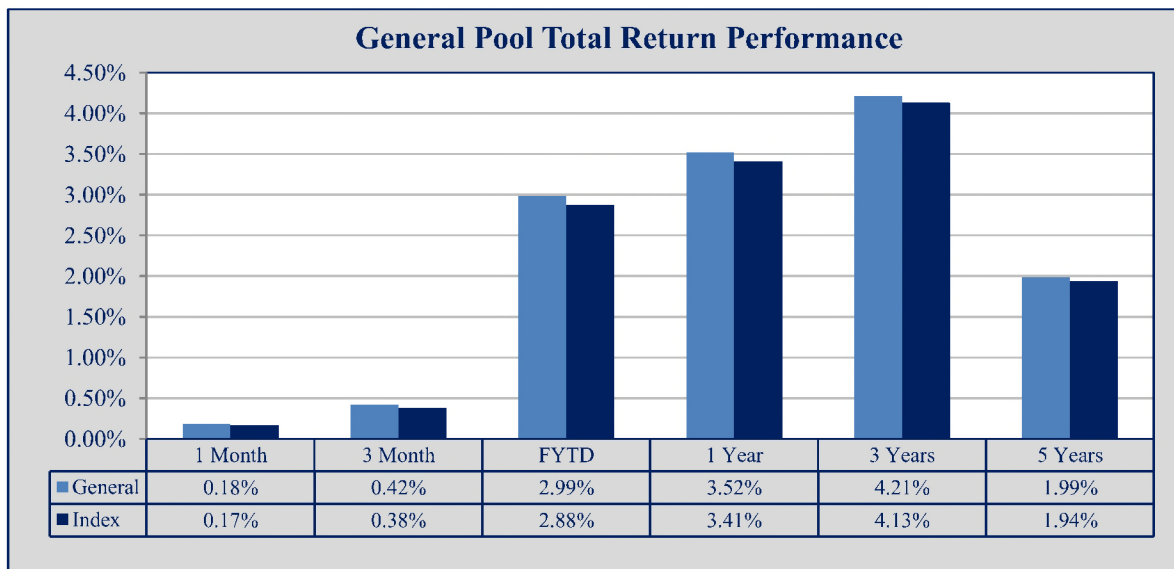
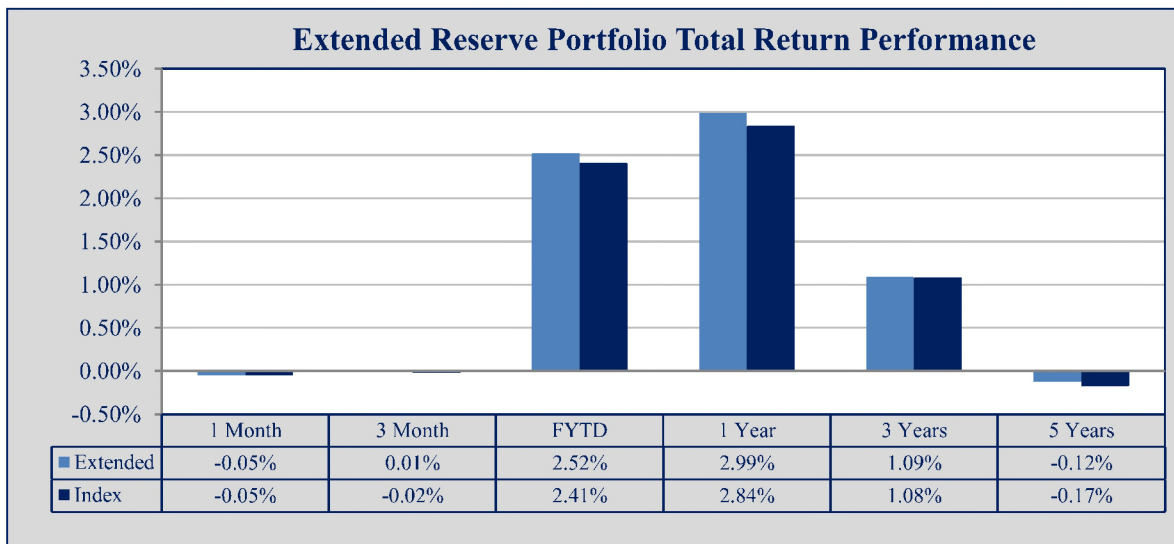
	1 Month	3 Months	FYTD	1 Year	3 Years	5 Years
Extended Reserve Portfolio	-0.05%	0.01%	2.52%	2.99%	1.09%	-0.12%
5-10 Year Treasury Index*	-0.05%	-0.02%	2.41%	2.84%	1.08%	-0.17%
Variance	0.00%	0.03%	0.11%	0.15%	0.00%	0.05%

	1 Month	3 Months	FYTD	1 Year	3 Years	5 Years
General Pool	0.18%	0.42%	2.99%	3.52%	4.21%	1.99%
General Portfolio Weighted Index**	0.17%	0.38%	2.88%	3.41%	4.13%	1.94%
Variance	0.01%	0.04%	0.11%	0.11%	0.08%	0.05%

1Y, 3Y, 5Y returns are annualized rates of return. Figures may not total due to rounding.

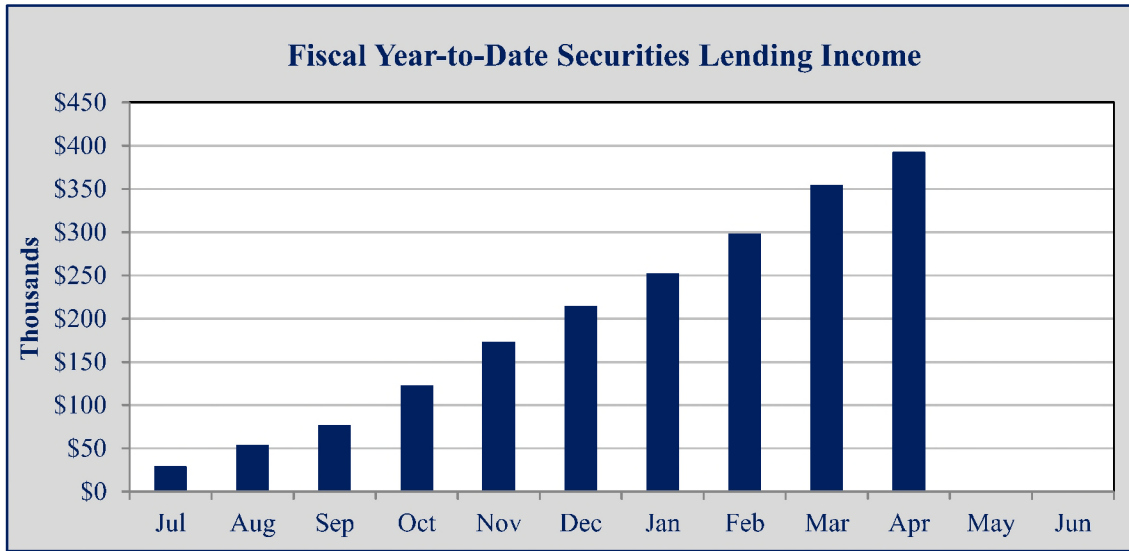
*Performance is measured using ice BofA Indices, and are calculated to the last business day of the month.

**Performance is measured using BofA Indices taking into account Core, Reserve, and Extended Reserve Monthly Weightings



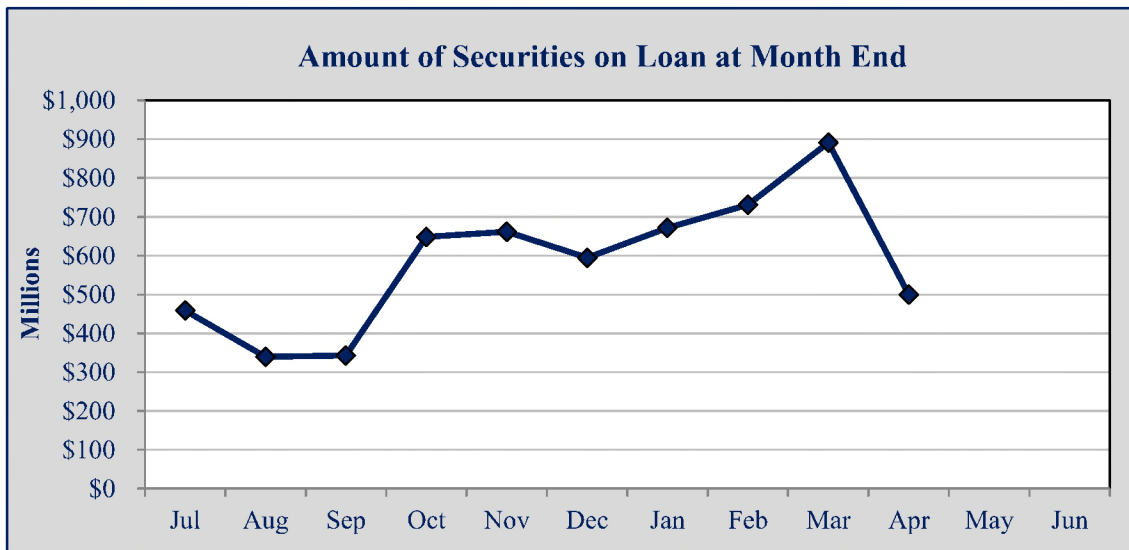
SECURITIES LENDING INFORMATION

April 30, 2026



	Jul	Aug	Sep	Oct	Nov	Dec	Jan	Feb	Mar	Apr	May	Jun
Monthly*	\$29	\$25	\$23	\$46	\$50	\$41	\$38	\$46	\$56	\$38		
FYTD*	\$29	\$54	\$77	\$123	\$173	\$215	\$253	\$299	\$355	\$393		

*Amounts in Thousands



	Jul	Aug	Sep	Oct	Nov	Dec	Jan	Feb	Mar	Apr	May	Jun
Monthly*	\$458	\$340	\$343	\$648	\$662	\$595	\$671	\$731	\$891	\$500		

*Amounts in Millions

Bank of New York Mellon is the securities lending agent for the City. Figures may not total due to rounding.

Portfolio: Core 9218-1
Date: 4/30/26

Issuer	Coupon	Maturity	Type	S&P	Moody's	CUSIP	Par Value	Original Cost	MV w/o Accrued*	Accr Income	Yld Mat
Wells Fargo Bank		5/1/2026	Bank				5,000,000	5,000,000	5,000,000		
JPMorgan Chase Bank		4/1/2026	Bank				56,579,316	56,579,316	56,579,316		
Bk of New York Mellon - Sweep	3.530	5/1/2026	MMF	AAA-mf	Aaa-mf		522,458	522,458	522,458	1,681	3.579
Federated Hermes Treas Oblig	3.630	5/1/2026	MMF	AAA-mf	Aaa-mf	60934N500	15,227,734	15,227,734	15,227,734	28,323	3.630
Treasury Plus Money Market	3.657	5/1/2026	MMF	AAA-mf	Aaa-mf	94975H312	13,196,358	13,196,358	13,196,358	41,543	3.657
LAI F	3.811	5/1/2026	LAI F	NR	NR	SY534208	1,156,270	1,156,270	1,156,270	3,605	3.811
LAI F	3.811	5/1/2026	LAI F	NR	NR	SY550078	1,156,976	1,156,976	1,156,976	3,608	3.811
LAI F	3.811	5/1/2026	LAI F	NR	NR	SY550080	1,156,659	1,156,659	1,156,659	3,607	3.811
LAI F	3.811	5/1/2026	LAI F	NR	NR	SY550081	1,156,107	1,156,107	1,156,107	3,605	3.811
BNP Paribas	0.000	5/1/2026	CP	A-1	P-1	09659CE12	22,144,000	21,984,157	22,141,755	0	3.790
Exxon Mobil	0.000	5/1/2026	CP	A-1+	P-1	30229BE11	35,380,000	35,354,959	35,376,483	0	3.744
Johnson & Johnson	0.000	5/1/2026	CP	A-1+	P-1	47816GE13	50,000,000	49,664,500	49,995,000	0	3.788
Nestle	0.000	5/1/2026	CP	A-1+	P-1	64105HE16	41,967,000	41,659,790	41,962,812	0	3.738
Societe Generale	0.000	5/1/2026	CP	A-1	P-1	83369CE18	104,429,000	103,602,561	104,418,359	0	3.834
Sumitomo Mitsui	0.000	5/1/2026	CP	A-1	P-1	86563HE14	70,374,000	69,867,698	70,366,941	0	3.831
Exxon Mobil	0.000	5/4/2026	CP	A-1+	P-1	30229BE45	100,000,000	99,898,889	99,959,950	0	3.746
Koch Industries	0.000	5/4/2026	CP	A-1+	P-1	50000NE42	50,000,000	49,969,250	49,979,855	0	3.796
Nestle	0.000	5/4/2026	CP	A-1+	P-1	64105HE40	109,946,000	109,825,059	109,902,077	0	3.705
Nestle	0.000	5/4/2026	CP	A-1+	P-1	64105HE40	58,040,000	58,005,176	58,016,813	0	3.703
Walmart	0.000	5/4/2026	CP	A-1+	P-1	93114FE42	44,826,000	44,794,099	44,807,792	0	3.765
FHLB DN	0.000	5/4/2026	Agy	A-1+	P-1	313385WJ1	112,343,000	112,287,297	112,298,063	0	3.672
FHLB DN	0.000	5/4/2026	Agy	A-1+	P-1	313385WJ1	70,000,000	69,972,389	69,972,000	0	3.651
Philip Morris	0.000	5/6/2026	CP	A-2	P-1	71838ME63	40,000,000	39,690,000	39,975,408	0	3.854
Walmart	0.000	5/7/2026	CP	A-1+	P-1	93114FE75	26,291,000	26,190,481	26,272,289	0	3.839
Chevron	0.000	5/8/2026	CP	A-1+	P-1	16677KE82	19,624,000	19,561,138	19,608,161	0	3.836
FHLB DN	0.000	5/8/2026	Agy	A-1+	P-1	313385WN2	45,828,000	45,791,643	45,791,338	0	3.673
FHLB DN	0.000	5/8/2026	Agy	A-1+	P-1	313385WN2	62,864,000	62,814,128	62,813,709	0	3.673
Nestle	0.000	5/11/2026	CP	A-1+	P-1	64105HEB4	25,000,000	24,883,722	24,972,448	0	3.759
Philip Morris	0.000	5/11/2026	CP	A-2	P-1	71838MEB2	40,000,000	39,669,333	39,954,876	0	3.856
Philip Morris	0.000	5/12/2026	CP	A-2	P-1	71838MEC0	76,574,000	75,956,814	76,479,753	0	3.855
Toronto Dominion	0.000	5/12/2026	CP	A-1	P-1	89116FEC0	26,700,000	26,485,844	26,666,646	0	3.886
Amazon	1.000	5/12/2026	Corp	AA	A1	023135BX3	20,000,000	19,983,584	19,981,845	93,889	1.087
Philip Morris	0.000	5/13/2026	CP	A-2	P-1	71838MED8	50,000,000	49,602,167	49,933,320	0	3.855
Philip Morris	0.000	5/13/2026	CP	A-2	P-1	71838MED8	23,940,000	23,749,517	23,908,074	0	3.855
Philip Morris	0.000	5/13/2026	CP	A-2	P-1	71838MED8	50,000,000	49,607,333	49,933,320	0	3.854

*MV w/o Accrued includes the Bank of New York Mellon accrued interest for treasury bills, discount notes, and commercial paper. Original Cost does not include accrued interest.

Portfolio: Core 9218-1 (Cont.)

Issuer	Coupon	Maturity	Type	S&P	Moody's	CUSIP	Par Value	Original Cost	MV w/o Accrued*	Accr Income	Yld Mat
Charles Schwab	1.150	5/13/2026	Corp	A-	A2	808513BR5	25,000,000	24,988,948	24,981,583	134,167	1.197
Koch Industries	0.000	5/14/2026	CP	A-1+	P-1	50000NEE0	21,335,000	21,221,053	21,304,781	0	3.896
Pepsico	0.000	5/14/2026	CP	A-1	P-1	71344UEE5	50,000,000	49,613,931	49,929,545	0	3.740
Philip Morris	0.000	5/15/2026	CP	A-2	P-1	71838MEF3	34,450,000	34,172,333	34,396,978	0	3.855
UnitedHealth Group	1.150	5/15/2026	Corp	A+	A2	91324PEC2	10,000,000	9,996,658	9,988,884	53,028	1.185
Toyota	4.450	5/18/2026	Corp	A+	A1	89236TKT1	20,000,000	19,996,584	20,002,543	402,972	4.465
Honeywell	0.000	5/19/2026	CP	A-1	P-1	43851UEK5	24,000,000	23,809,493	23,952,490	0	3.896
Koch Industries	0.000	5/19/2026	CP	A-1+	P-1	50000NEK6	33,530,000	33,268,093	33,465,394	0	3.833
Philip Morris	0.000	5/19/2026	CP	A-2	P-1	71838MEK2	51,412,000	51,031,765	51,311,582	0	3.884
Philip Morris	0.000	5/21/2026	CP	A-2	P-1	71838MEM8	73,663,000	73,110,528	73,503,822	0	3.884
Sumitomo Mitsui	0.000	5/27/2026	CP	A-1	P-1	86563HET3	72,000,000	71,504,700	71,798,976	0	3.944
IBRD DN	0.000	5/27/2026	Supra	A-1+	P-1	459053XH2	108,738,000	108,058,206	108,445,495	0	3.755
Natl Securities Clearing	0.000	5/28/2026	CP	A-1+	P-1	63763QEU7	70,000,000	69,590,578	69,796,118	0	3.888
Nestle	0.000	5/28/2026	CP	A-1+	P-1	64105HEU2	94,817,000	94,200,057	94,549,559	0	3.787
Sumitomo Mitsui	0.000	5/28/2026	CP	A-1	P-1	86563HEU0	200,000,000	198,778,778	199,420,100	0	3.920
Natl Securities Clearing	0.000	5/29/2026	CP	A-1+	P-1	63763QEV5	35,000,000	34,791,633	34,894,346	0	3.888
U.S. Treasury Note	0.750	5/31/2026	Tsy	AA+	Aa1	91282CCF6	30,000,000	29,985,664	29,921,484	93,956	0.798
U.S. Treasury Note	0.750	5/31/2026	Tsy	AA+	Aa1	91282CCF6	30,000,000	29,983,305	29,921,484	93,956	0.806
U.S. Treasury Note	4.875	5/31/2026	Tsy	AA+	Aa1	91282CKS9	30,000,000	29,996,460	30,021,973	610,714	4.887
U.S. Treasury Note	2.125	5/31/2026	Tsy	AA+	Aa1	912828X3	50,000,000	50,218,459	49,927,149	443,681	1.684
U.S. Treasury Note	2.125	5/31/2026	Tsy	AA+	Aa1	912828X3	35,000,000	35,152,921	34,949,004	310,577	1.684
U.S. Treasury Note	2.125	5/31/2026	Tsy	AA+	Aa1	912828X3	5,000,000	5,021,846	4,992,715	44,368	1.684
U.S. Treasury Note	2.125	5/31/2026	Tsy	AA+	Aa1	912828X3	31,000,000	31,513,569	30,954,832	275,082	0.467
FHLB DN	0.000	6/9/2026	Agy	A-1+	P-1	313385XW1	48,200,000	47,901,160	48,007,200	0	3.724
Natl Securities Clearing	0.000	6/10/2026	CP	A-1+	P-1	63763QFA0	53,470,000	53,080,115	53,240,747	0	3.883
Siemens Capital	0.000	6/10/2026	CP	A-1+	P-1	82619UFA7	30,000,000	29,847,083	29,875,167	0	3.792
Sumitomo Mitsui	0.000	6/10/2026	CP	A-1	P-1	86563HFA3	72,959,000	72,532,271	72,646,619	0	3.888
Natl Securities Clearing	0.000	6/11/2026	CP	A-1+	P-1	63763QFB8	42,857,000	42,581,691	42,668,699	0	3.859
IBRD DN	0.000	6/11/2026	Supra	A-1+	P-1	459053XY5	101,746,000	101,215,451	101,318,667	0	3.730
U.S. Treasury Note	4.125	6/15/2026	Tsy	AA+	Aa1	91282CHH7	20,000,000	19,933,797	20,010,352	310,508	4.480
Koch Industries	0.000	6/17/2026	CP	A-1+	P-1	50000NFH2	50,000,000	49,700,333	49,754,935	0	3.847
Philip Morris	0.000	6/17/2026	CP	A-2	P-1	71838MFFH8	40,000,000	39,760,267	39,801,388	0	3.847
John Deere	1.050	6/17/2026	Corp	A	A1	24422EVR7	10,000,000	9,996,819	9,964,301	39,083	1.083
Toyota	1.125	6/18/2026	Corp	A+	A1	89236TJK2	10,000,000	9,999,149	9,960,986	41,563	1.134
Toyota	1.125	6/18/2026	Corp	A+	A1	89236TJK2	12,000,000	11,994,594	11,953,183	49,875	1.172
Sumitomo Mitsui	0.000	6/22/2026	CP	A-1	P-1	86563HFN5	28,970,000	28,781,904	28,808,683	0	3.901

*MV w/o Accrued includes the Bank of New York Mellon accrued interest for treasury bills, discount notes, and commercial paper. Original Cost does not include accrued interest.

Portfolio: Core 9218-1 (Cont.)

Issuer	Coupon	Maturity	Type	S&P	Moody's	CUSIP	Par Value	Original Cost	MV w/o Accrued*	Accr Income	Yld Mat
Philip Morris	0.000	6/23/2026	CP	A-2	P-1	71838MFP0	80,000,000	79,470,933	79,553,360	0	3.850
Nestle	0.000	6/24/2026	CP	A-1+	P-1	64105HFQ0	150,000,000	149,022,292	149,168,505	0	3.735
Philip Morris	0.000	6/24/2026	CP	A-2	P-1	71838MFQ8	80,000,000	79,462,667	79,545,128	0	3.850
IBRD DN	0.000	6/26/2026	Supra	A-1+	P-1	459053YP3	75,000,000	74,496,104	74,572,500	0	3.736
U.S. Treasury Note	0.875	6/30/2026	Tsy	AA+	Aa1	91282CCJ8	30,000,000	30,000,469	29,857,500	87,742	0.873
U.S. Treasury Note	4.625	6/30/2026	Tsy	AA+	Aa1	91282CKY6	40,000,000	39,977,188	40,057,031	618,370	4.684
U.S. Treasury Note	4.625	6/30/2026	Tsy	AA+	Aa1	91282CKY6	25,000,000	24,998,515	25,035,645	386,481	4.631
American Honda	5.250	7/7/2026	Corp	BBB+	A3	02665WEK3	10,000,000	9,996,173	10,018,054	166,250	5.288
FFCB Note	4.625	7/10/2026	Agy	AA+	Aa1	3133ERKR1	14,000,000	14,016,598	14,022,220	199,646	4.492
U.S. Treasury Note	0.625	7/31/2026	Tsy	AA+	Aa1	91282CCP4	20,000,000	19,979,475	19,848,313	31,077	0.728
U.S. Treasury Note	4.375	7/31/2026	Tsy	AA+	Aa1	91282CLB5	10,000,000	10,031,245	10,016,227	108,771	4.053
State Street	5.272	8/3/2026	Corp	A	Aa3	857477CD3	10,000,000	10,000,000	10,022,526	128,871	5.267
Citibank	4.929	8/6/2026	Corp	A+	Aa3	17325FBJ6	10,000,000	10,000,000	10,015,247	116,379	4.925
BMW	1.250	8/12/2026	Corp	A	A2	05565EBW4	5,000,000	4,997,932	4,959,741	13,715	1.294
PNC Financial	1.150	8/13/2026	Corp	A-	A3	693475BB0	15,000,000	14,994,582	14,877,375	37,375	1.188
U.S. Treasury Note	4.375	8/15/2026	Tsy	AA+	Aa1	91282CHU8	25,000,000	24,957,431	25,045,313	226,606	4.556
Bank of America NA	5.526	8/18/2026	Corp	A+	Aa2	06428CAA2	15,000,000	15,000,000	15,050,615	168,083	5.524
U.S. Treasury Note	0.750	8/31/2026	Tsy	AA+	Aa1	91282CCW9	35,000,000	34,993,127	34,657,656	44,226	0.770
U.S. Treasury Note	3.750	8/31/2026	Tsy	AA+	Aa1	91282CLH2	10,000,000	10,013,653	9,999,844	63,179	3.610
U.S. Treasury Note	1.375	8/31/2026	Tsy	AA+	Aa1	912828YD6	20,000,000	20,152,311	19,845,469	46,332	0.614
U.S. Treasury Note	1.375	8/31/2026	Tsy	AA+	Aa1	912828YD6	35,000,000	35,334,208	34,729,570	81,080	0.422
U.S. Treasury Note	1.375	8/31/2026	Tsy	AA+	Aa1	912828YD6	20,000,000	20,193,628	19,845,469	46,332	0.409
U.S. Treasury Note	1.375	8/31/2026	Tsy	AA+	Aa1	912828YD6	25,000,000	25,260,683	24,806,836	57,914	0.335
U.S. Treasury Note	1.375	8/31/2026	Tsy	AA+	Aa1	912828YD6	35,000,000	35,364,956	34,729,570	81,080	0.335
FHLB Note	3.625	9/4/2026	Agy	AA+	Aa1	3130B2PJ8	10,000,000	9,993,752	9,996,405	57,396	3.692
American Honda	1.300	9/9/2026	Corp	BBB+	A3	02665WDZ1	10,000,000	9,998,550	9,897,089	18,778	1.315
Caterpillar	1.150	9/14/2026	Corp	A	A1	14913R2Q9	10,000,000	9,996,675	9,898,443	15,014	1.185
Intuit	5.250	9/15/2026	Corp	A	A3	46124HAE6	15,000,000	14,995,688	15,049,277	100,625	5.278
Texas Instrument	1.125	9/15/2026	Corp	A+	Aa3	882508BK9	10,000,000	10,000,000	9,901,765	14,375	1.125
U.S. Treasury Note	4.625	9/15/2026	Tsy	AA+	Aa1	91282CHY0	35,000,000	34,946,782	35,115,281	206,743	4.787
FHLB DN	0.000	9/16/2026	Agy	A-1+	P-1	313385F92	100,000,000	97,387,500	98,614,000	0	3.589
FNMA Note	1.875	9/24/2026	Agy	AA+	Aa1	3135G0Q22	30,000,000	30,337,487	29,777,283	57,813	0.725
U.S. Treasury Note	0.875	9/30/2026	Tsy	AA+	Aa1	91282CCZ2	25,000,000	24,969,922	24,710,156	18,528	0.996
U.S. Treasury Note	3.500	9/30/2026	Tsy	AA+	Aa1	91282CLP4	65,000,000	64,931,351	64,932,397	192,691	3.608
FHLB Note	4.000	10/9/2026	Agy	AA+	Aa1	3130B3A29	15,000,000	14,998,517	15,014,888	36,667	4.009
John Deere	1.300	10/13/2026	Corp	A	A1	24422EUVW6	10,000,000	9,996,333	9,882,116	6,500	1.339

*MV w/o Accrued includes the Bank of New York Mellon accrued interest for treasury bills, discount notes, and commercial paper. Original Cost does not include accrued interest.

Portfolio: Core 9218-1 (Cont.)

Issuer	Coupon	Maturity	Type	S&P	Moody's	CUSIP	Par Value	Original Cost	MV w/o Accrued*	Accr Income	Yld Mat
U.S. Treasury Note	4.625	10/15/2026	Tsy	AA+	Aa1	91282CJC6	25,000,000	24,950,154	25,107,178	50,546	4.839
U.S. Treasury Note	4.625	10/15/2026	Tsy	AA+	Aa1	91282CJC6	25,000,000	24,941,881	25,107,178	50,546	4.874
U.S. Treasury Note	4.625	10/15/2026	Tsy	AA+	Aa1	91282CJC6	50,000,000	50,321,414	50,214,356	101,093	3.931
Morgan Stanley Bank	5.882	10/30/2026	Corp	A+	Aa3	61690U7W4	10,000,000	10,000,000	10,074,367	1,634	5.865
American Express	1.650	11/4/2026	Corp	A-	A2	025816CM9	17,000,000	16,994,986	16,798,505	137,913	1.682
PACCAR	5.200	11/9/2026	Corp	A+	A1	69371RS72	15,000,000	14,996,353	15,093,253	372,667	5.223
Public Storage	1.500	11/9/2026	Corp	A	A2	74460DAG4	5,000,000	4,998,551	4,937,133	35,833	1.531
Pepsico	5.125	11/10/2026	Corp	A+	A1	713448FW3	5,000,000	4,999,571	5,022,857	121,719	5.131
PACCAR	4.500	11/25/2026	Corp	A+	A1	69371RT55	10,000,000	9,995,785	10,028,255	195,000	4.544
State Street Bank & Trust	4.594	11/25/2026	Corp	AA-	Aa2	857449AC6	15,000,000	15,000,000	15,048,000	298,610	4.594
U.S. Treasury Note	1.250	11/30/2026	Tsy	AA+	Aa1	91282CDK4	20,000,000	20,018,224	19,718,164	104,396	1.159
U.S. Treasury Note	4.250	11/30/2026	Tsy	AA+	Aa1	91282CLY5	20,000,000	20,011,043	20,060,156	354,945	4.193
U.S. Treasury Note	4.250	11/30/2026	Tsy	AA+	Aa1	91282CLY5	10,000,000	10,008,598	10,030,078	177,473	4.162
U.S. Treasury Note	1.625	11/30/2026	Tsy	AA+	Aa1	912828YU8	25,000,000	25,245,499	24,700,781	169,643	0.644
U.S. Treasury Note	1.625	11/30/2026	Tsy	AA+	Aa1	912828YU8	15,000,000	15,189,707	14,820,469	101,786	0.364
U.S. Treasury Note	1.625	11/30/2026	Tsy	AA+	Aa1	912828YU8	35,000,000	35,442,651	34,581,094	237,500	0.364
U.S. Treasury Note	1.625	11/30/2026	Tsy	AA+	Aa1	912828YU8	45,000,000	45,488,126	44,461,406	305,357	0.542
Citibank	5.488	12/4/2026	Corp	A+	Aa3	17325FBC1	10,000,000	10,000,000	10,074,462	224,093	5.483
Thermo Fisher Scientific	5.000	12/5/2026	Corp	A-	A2	883556CZ3	10,000,000	9,997,866	10,050,183	202,778	5.020
JPMorgan Chase Bank	5.110	12/8/2026	Corp	AA-	Aa2	48125LRU8	20,000,000	20,000,000	20,120,033	405,961	5.106
U.S. Treasury Note	4.250	12/31/2026	Tsy	AA+	Aa1	91282CME8	30,000,000	30,006,463	30,097,852	426,174	4.228
U.S. Treasury Note	1.750	12/31/2026	Tsy	AA+	Aa1	912828YX2	25,000,000	25,013,504	24,677,124	146,236	1.695
U.S. Treasury Note	1.750	12/31/2026	Tsy	AA+	Aa1	912828YX2	15,000,000	15,043,316	14,806,274	87,742	1.458
Mercedes-Benz	4.800	1/11/2027	Corp	A	A2	587691AQ0	15,000,000	14,995,169	15,080,192	220,000	4.832
Toyota	1.900	1/13/2027	Corp	A+	A1	89236TJV8	20,000,000	19,996,036	19,713,572	114,000	1.921
IADB Note	1.500	1/13/2027	Supra	AAA	Aaa	4581X0EB0	30,000,000	29,985,766	29,513,423	135,000	1.550
Target	1.950	1/15/2027	Corp	A	A2	87612EBM7	10,000,000	9,996,725	9,863,253	57,417	1.984
Bank of New York Mellon	2.050	1/26/2027	Corp	A	Aa3	06406RBA4	20,000,000	19,996,638	19,730,587	108,194	2.067
U.S. Treasury Note	4.125	1/31/2027	Tsy	AA+	Aa1	91282CMH1	25,000,000	24,982,301	25,069,336	256,388	4.198
U.S. Treasury Note	1.500	1/31/2027	Tsy	AA+	Aa1	912828Z78	15,000,000	15,137,651	14,753,027	55,939	0.581
U.S. Treasury Note	1.500	1/31/2027	Tsy	AA+	Aa1	912828Z78	75,000,000	75,799,966	73,765,137	279,696	0.433
U.S. Treasury Note	1.500	1/31/2027	Tsy	AA+	Aa1	912828Z78	70,000,000	70,338,401	68,847,461	261,050	1.014
U.S. Treasury Note	1.500	1/31/2027	Tsy	AA+	Aa1	912828Z78	30,000,000	30,145,029	29,506,055	111,878	1.014
Procter & Gamble	1.900	2/1/2027	Corp	AA-	Aa3	742718FV6	30,000,000	29,992,095	29,599,164	142,500	1.928
Pepsico	4.400	2/7/2027	Corp	A+	A1	713448GD4	10,000,000	9,999,906	10,038,888	102,667	4.398
Eli Lilly	4.500	2/9/2027	Corp	AA-	Aa3	532457CJ5	15,000,000	14,997,483	15,074,894	153,750	4.516

*MV w/o Accrued includes the Bank of New York Mellon accrued interest for treasury bills, discount notes, and commercial paper. Original Cost does not include accrued interest.

Portfolio: Core 9218-1 (Cont.)

Issuer	Coupon	Maturity	Type	S&P	Moody's	CUSIP	Par Value	Original Cost	MV w/o Accrued*	Accr Income	Yld Mat
IBM	2.200	2/9/2027	Corp	A-	A3	459200KM2	10,000,000	9,999,734	9,857,787	50,111	2.202
Philip Morris	4.750	2/12/2027	Corp	A-	A2	718172DF3	10,000,000	9,979,952	10,056,129	104,236	4.964
U.S. Treasury Note	2.250	2/15/2027	Tsy	AA+	Aa1	912828V98	35,000,000	35,177,708	34,593,262	163,156	1.718
U.S. Treasury Note	2.250	2/15/2027	Tsy	AA+	Aa1	912828V98	40,000,000	40,203,095	39,555,156	186,464	1.718
Cisco Systems	4.800	2/26/2027	Corp	AA-	A1	17275RBQ4	20,000,000	19,991,357	20,119,419	173,333	4.845
U.S. Treasury Note	4.125	2/28/2027	Tsy	AA+	Aa1	91282CMP3	25,000,000	25,026,057	25,073,975	173,743	4.018
U.S. Treasury Note	4.125	2/28/2027	Tsy	AA+	Aa1	91282CMP3	20,000,000	20,042,604	20,059,180	138,995	3.906
U.S. Treasury Note	1.125	2/28/2027	Tsy	AA+	Aa1	912828ZB9	40,000,000	40,232,692	39,145,312	75,815	0.543
U.S. Treasury Note	1.125	2/28/2027	Tsy	AA+	Aa1	912828ZB9	45,000,000	45,261,779	44,038,476	85,292	0.543
U.S. Treasury Note	1.125	2/28/2027	Tsy	AA+	Aa1	912828ZB9	10,000,000	10,052,460	9,786,328	18,954	0.599
U.S. Treasury Note	1.125	2/28/2027	Tsy	AA+	Aa1	912828ZB9	10,000,000	10,062,510	9,786,328	18,954	0.499
U.S. Treasury Note	1.125	2/28/2027	Tsy	AA+	Aa1	912828ZB9	35,000,000	35,035,573	34,252,148	66,338	1.023
U.S. Treasury Note	1.125	2/28/2027	Tsy	AA+	Aa1	912828ZB9	40,000,000	40,040,655	39,145,312	75,815	1.023
U.S. Treasury Note	1.125	2/28/2027	Tsy	AA+	Aa1	912828ZB9	20,000,000	20,050,215	19,572,656	37,908	0.873
Johnson & Johnson	4.500	3/1/2027	Corp	AAA	Aaa	478160DG6	10,000,000	10,000,000	10,054,029	75,000	4.496
American Express	2.550	3/4/2027	Corp	A-	A2	025816CS6	10,000,000	9,998,280	9,876,860	40,375	2.568
John Deere	4.850	3/5/2027	Corp	A	A1	24422EXM6	10,000,000	9,997,119	10,070,259	75,444	4.878
Berkshire Hathaway	2.300	3/15/2027	Corp	AA	Aa2	084664CZ2	25,000,000	24,999,092	24,637,023	73,472	2.303
U.S. Treasury Note	4.250	3/15/2027	Tsy	AA+	Aa1	91282CKE0	25,000,000	24,887,031	25,106,909	135,700	4.737
State Street	4.993	3/18/2027	Corp	A	Aa3	857477CL5	10,000,000	10,000,000	10,072,971	59,639	4.991
U.S. Treasury Note	2.500	3/31/2027	Tsy	AA+	Aa1	91282CEF4	40,000,000	40,032,188	39,552,500	84,699	2.418
U.S. Treasury Note	3.875	3/31/2027	Tsy	AA+	Aa1	91282CMV0	15,000,000	15,005,057	15,015,000	49,232	3.840
U.S. Treasury Note	3.875	3/31/2027	Tsy	AA+	Aa1	91282CMV0	10,000,000	10,001,396	10,010,000	32,821	3.861
U.S. Treasury Note	0.625	3/31/2027	Tsy	AA+	Aa1	912828ZE3	30,000,000	30,042,350	29,164,160	15,881	0.483
U.S. Treasury Note	0.625	3/31/2027	Tsy	AA+	Aa1	912828ZE3	20,000,000	20,028,233	19,442,773	10,587	0.483
Adobe	4.850	4/4/2027	Corp	A+	A1	00724PAE9	10,000,000	9,998,454	10,072,937	36,375	4.863
Amazon	3.300	4/13/2027	Corp	AA	A1	023135CF1	20,000,000	19,992,149	19,887,186	33,000	3.341
U.S. Treasury Note	4.500	4/15/2027	Tsy	AA+	Aa1	91282CKJ9	10,000,000	9,969,590	10,068,359	19,672	4.826
Walmart	4.100	4/28/2027	Corp	AA	Aa2	931142FL2	10,000,000	9,999,354	10,023,281	3,417	4.106
Total		0.266					5,692,568,879	5,679,753,868	5,668,411,404	14,940,581	3.174

*MV w/o Accrued includes the Bank of New York Mellon accrued interest for treasury bills, discount notes, and commercial paper. Original Cost does not include accrued interest.

Portfolio: Reserve 9218-2
Date: 4/30/26

Issuer	Coupon	Maturity	Type	S&P	Moody's	CUSIP	Par Value	Original Cost	MV w/o Accrued*	Accr Income	Yld Mat
Bk of New York Mellon - Sweep	3.530	5/1/2026	MMF	AAAm	Aaa-mf		1,769,714	1,769,714	1,769,714	5,076	3.579
Northern Trust	4.000	5/10/2027	Corp	A+	A2	665859AW4	10,000,000	9,983,800	9,992,231	190,000	4.036
UnitedHealth Group	3.700	5/15/2027	Corp	A+	A2	91324PEG3	10,000,000	9,996,400	9,960,384	170,611	3.708
UnitedHealth Group	3.700	5/15/2027	Corp	A+	A2	91324PEG3	10,000,000	9,994,600	9,960,384	170,611	3.712
U.S. Treasury Note	2.625	5/31/2027	Tsy	AA+	Aal	91282CET4	75,000,000	74,343,750	74,071,289	822,115	2.814
U.S. Treasury Note	2.625	5/31/2027	Tsy	AA+	Aal	91282CET4	60,000,000	58,914,844	59,257,031	657,692	3.019
U.S. Treasury Note	0.500	5/31/2027	Tsy	AA+	Aal	91282ZS2	40,000,000	39,986,215	38,610,938	83,516	0.507
IBRD Note	3.125	6/15/2027	Supra	AAA	Aaa	45908KJ1	20,000,000	19,989,600	19,822,095	236,111	3.136
U.S. Treasury Note	4.625	6/15/2027	Tsy	AA+	Aal	91282CKV2	10,000,000	10,042,188	10,089,453	174,073	4.470
FFCB Note	0.760	6/24/2027	Agy	AA+	Aal	3133ELN91	31,750,000	31,809,531	30,647,858	85,125	0.720
U.S. Treasury Note	3.250	6/30/2027	Tsy	AA+	Aal	91282CEW7	25,000,000	25,233,398	24,839,844	271,581	3.047
U.S. Treasury Note	3.250	6/30/2027	Tsy	AA+	Aal	91282CEW7	75,000,000	76,933,594	74,519,531	814,744	2.686
U.S. Treasury Note	3.750	6/30/2027	Tsy	AA+	Aal	91282CNL1	40,000,000	40,018,750	39,967,188	501,381	3.725
U.S. Treasury Note	0.500	6/30/2027	Tsy	AA+	Aal	91282ZV5	25,000,000	25,020,227	24,063,477	41,782	0.483
U.S. Treasury Note	0.500	6/30/2027	Tsy	AA+	Aal	91282ZV5	15,000,000	14,988,264	14,438,086	25,069	0.516
U.S. Treasury Note	0.500	6/30/2027	Tsy	AA+	Aal	91282ZV5	5,000,000	5,025,683	4,812,695	8,356	0.393
U.S. Treasury Note	0.500	6/30/2027	Tsy	AA+	Aal	91282ZV5	20,000,000	20,100,984	19,250,781	33,425	0.393
U.S. Treasury Note	0.500	6/30/2027	Tsy	AA+	Aal	91282ZV5	25,000,000	25,123,900	24,063,477	41,782	0.393
U.S. Treasury Note	0.500	6/30/2027	Tsy	AA+	Aal	91282ZV5	10,000,000	10,027,004	9,625,391	16,713	0.441
U.S. Treasury Note	0.500	6/30/2027	Tsy	AA+	Aal	91282ZV5	15,000,000	15,040,459	14,438,086	25,069	0.441
U.S. Treasury Note	0.500	6/30/2027	Tsy	AA+	Aal	91282ZV5	10,000,000	10,026,544	9,625,391	16,713	0.441
IBM	4.150	7/27/2027	Corp	A-	A3	459200KT7	20,000,000	19,974,000	19,977,950	216,722	4.179
U.S. Treasury Note	3.875	7/31/2027	Tsy	AA+	Aal	91282CNP2	35,000,000	34,968,555	35,009,570	337,189	3.922
Caterpillar	3.600	8/12/2027	Corp	A	A1	14913R3A3	10,000,000	9,995,500	9,953,707	79,000	3.610
Chevron	3.950	8/13/2027	Corp	AA-	Aa2	166756BG0	10,000,000	9,997,300	9,995,865	85,583	3.964
U.S. Treasury Note	3.125	8/31/2027	Tsy	AA+	Aal	91282CFH9	60,000,000	59,599,219	59,435,156	315,897	3.271
U.S. Treasury Note	3.625	8/31/2027	Tsy	AA+	Aal	91282CNV9	100,000,000	100,011,719	99,707,031	610,734	3.619
U.S. Treasury Note	3.625	8/31/2027	Tsy	AA+	Aal	91282CNV9	25,000,000	25,024,414	24,926,758	152,683	3.572
U.S. Treasury Note	0.500	8/31/2027	Tsy	AA+	Aal	91282CAH4	25,000,000	25,042,025	23,918,945	21,060	0.464
U.S. Treasury Note	0.500	8/31/2027	Tsy	AA+	Aal	91282CAH4	55,000,000	55,070,860	52,621,680	46,332	0.473
U.S. Treasury Note	0.500	8/31/2027	Tsy	AA+	Aal	91282CAH4	35,000,000	35,067,666	33,486,523	29,484	0.459
FHLB Note	3.500	9/9/2027	Agy	AA+	Aal	3130B7QM9	13,000,000	12,985,180	12,930,786	65,722	3.560
Toyota ABS	5.300	9/15/2027	ABS	NR	Aaa	89239HAD0	3,409,479	3,409,142	3,419,562	8,031	5.363
Toyota ABS	4.630	9/15/2027	ABS	AAA	NR	891940AC2	1,753,549	1,753,548	1,756,009	3,608	4.675
Merck	3.850	9/15/2027	Corp	A+	Aa3	58933YBP9	10,000,000	9,990,500	9,975,261	49,194	3.899

*MV w/o Accrued includes the Bank of New York Mellon accrued interest for treasury bills, discount notes, and commercial paper. Original Cost does not include accrued interest.

Portfolio: Reserve 9218-2 (Cont.)

Issuer	Coupon	Maturity	Type	S&P	Moody's	CUSIP	Par Value	Original Cost	MV w/o Accrued*	Accr Income	Yld Mat
Toyota	4.550	9/20/2027	Corp	A+	A1	89236TKJ3	10,000,000	9,990,300	10,060,258	51,819	4.572
U.S. Treasury Note	4.125	9/30/2027	Tsy	AA+	Aa1	91282CFM8	50,000,000	50,361,328	50,173,828	174,693	3.964
U.S. Treasury Note	3.500	9/30/2027	Tsy	AA+	Aa1	91282CPB1	35,000,000	34,928,906	34,826,367	103,757	3.606
FHLB Note	3.500	10/4/2027	Agy	AA+	Aa1	3130B82L5	20,000,000	19,959,400	19,898,885	52,500	3.607
U.S. Treasury Note	4.125	10/31/2027	Tsy	AA+	Aa1	91282CFU0	20,000,000	19,861,719	20,070,313	2,242	4.280
U.S. Treasury Note	4.125	10/31/2027	Tsy	AA+	Aa1	91282CFU0	15,000,000	14,916,211	15,052,734	1,681	4.250
American Express	5.850	11/5/2027	Corp	A-	A2	025816DB2	10,000,000	9,992,800	10,227,330	286,000	5.867
Marsh & McLennan	4.550	11/8/2027	Corp	A-	A3	571748BY7	10,000,000	9,988,600	10,044,779	218,653	4.591
Mercedes ABS	4.510	11/15/2027	ABS	AAA	NR	58770AAC7	618,463	618,389	619,144	1,240	4.558
Caterpillar	4.600	11/15/2027	Corp	A	A1	14913UAS9	12,000,000	11,989,680	12,088,117	254,533	4.631
Pfizer	3.875	11/15/2027	Corp	A	A2	717081FJ7	15,000,000	14,998,350	14,964,121	258,333	3.881
U.S. Treasury Note	4.125	11/15/2027	Tsy	AA+	Aa1	91282CLX7	30,000,000	29,937,891	30,107,813	570,891	4.199
U.S. Treasury Note	4.125	11/15/2027	Tsy	AA+	Aa1	91282CLX7	10,000,000	9,998,438	10,035,938	190,297	4.130
U.S. Treasury Note	3.875	11/30/2027	Tsy	AA+	Aa1	91282CFZ9	80,000,000	79,634,375	79,990,625	1,294,505	3.977
U.S. Treasury Note	3.375	11/30/2027	Tsy	AA+	Aa1	91282CPL9	100,000,000	99,777,344	99,230,469	1,409,341	3.491
U.S. Treasury Note	3.375	11/30/2027	Tsy	AA+	Aa1	91282CPL9	10,000,000	9,977,344	9,923,047	140,934	3.494
Amazon	4.550	12/1/2027	Corp	AA	A1	023135CP9	15,000,000	14,991,300	15,123,627	284,375	4.563
U.S. Treasury Note	4.000	12/15/2027	Tsy	AA+	Aa1	91282CMB4	25,000,000	24,821,289	25,044,922	376,374	4.260
U.S. Treasury Note	3.875	12/31/2027	Tsy	AA+	Aa1	91282CGC9	50,000,000	49,687,500	49,988,282	647,617	4.014
U.S. Treasury Note	3.875	12/31/2027	Tsy	AA+	Aa1	91282CGC9	20,000,000	19,788,339	19,995,313	259,047	4.118
PACCAR	4.600	1/10/2028	Corp	A+	A1	69371RS31	15,000,000	14,974,800	15,116,241	212,750	4.638
IADB Note	4.000	1/12/2028	Supra	AAA	Aaa	4581X0EH7	10,000,000	9,959,700	10,012,898	121,111	4.090
U.S. Treasury Note	4.250	1/15/2028	Tsy	AA+	Aa1	91282CMF5	25,000,000	25,006,836	25,147,461	311,119	4.239
U.S. Treasury Note	0.750	1/31/2028	Tsy	AA+	Aa1	91282CBJ9	65,000,000	64,966,765	61,579,883	121,202	0.760
U.S. Treasury Note	0.750	1/31/2028	Tsy	AA+	Aa1	91282CBJ9	10,000,000	9,887,152	9,473,828	18,646	0.978
IBM	4.500	2/6/2028	Corp	A-	A3	459200KX8	10,000,000	9,984,500	10,030,479	106,250	4.535
Pepsico	4.450	2/7/2028	Corp	A+	A1	713448GA0	15,000,000	14,993,700	15,114,607	155,750	4.465
IBM	4.650	2/10/2028	Corp	A-	A3	459200LF6	15,000,000	14,997,900	15,091,596	156,938	4.655
Eli Lilly	4.550	2/12/2028	Corp	AA-	Aa3	532457CU0	7,000,000	6,995,520	7,048,566	69,893	4.573
U.S. Treasury Note	4.250	2/15/2028	Tsy	AA+	Aa1	91282CMN8	25,000,000	25,172,852	25,154,297	220,131	3.999
U.S. Treasury Note	4.250	2/15/2028	Tsy	AA+	Aa1	91282CMN8	15,000,000	15,145,313	15,092,578	132,079	3.896
American Express	5.098	2/16/2028	Corp	A-	A2	025816DPI1	10,000,000	10,000,000	10,059,053	106,208	5.098
Hershey	4.550	2/24/2028	Corp	A	A1	427866BK3	10,000,000	9,993,100	10,076,246	84,681	4.575
Chevron	4.475	2/26/2028	Corp	AA-	Aa2	166756BB1	15,000,000	15,000,000	15,091,579	121,198	4.475
State Street	4.536	2/28/2028	Corp	A	Aa3	857477CU5	15,000,000	15,000,000	15,090,978	119,070	4.536
U.S. Treasury Note	4.000	2/29/2028	Tsy	AA+	Aa1	91282CGP0	20,000,000	19,838,281	20,039,844	134,783	4.181

*MV w/o Accrued includes the Bank of New York Mellon accrued interest for treasury bills, discount notes, and commercial paper. Original Cost does not include accrued interest.

Portfolio: Reserve 9218-2 (Cont.)

Issuer	Coupon	Maturity	Type	S&P	Moody's	CUSIP	Par Value	Original Cost	MV w/o Accrued*	Accr Income	Yld Mat
Colgate-Palmolive	4.600	3/1/2028	Corp	A+	Aa3	194162AR4	15,000,000	14,984,700	15,181,803	115,000	4.623
Johnson & Johnson	4.550	3/1/2028	Corp	AAA	Aaa	478160DH4	10,000,000	9,994,200	10,104,369	75,833	4.570
FHLB Note	3.500	3/3/2028	Agy	AA+	Aa1	3130B9RC6	20,000,000	19,982,800	19,864,375	108,889	3.545
AbbVie	3.775	3/3/2028	Corp	A-	A2	00287YED7	15,000,000	14,994,900	14,897,837	89,656	3.793
American Honda	4.550	3/3/2028	Corp	BBB+	A3	02665WFX4	15,000,000	14,983,050	14,993,195	109,958	4.591
FHLB Note	4.500	3/10/2028	Agy	AA+	Aa1	3130ATS57	52,840,000	53,341,452	53,427,148	336,855	4.288
Amazon	3.850	3/13/2028	Corp	AA	A1	023135DB9	10,000,000	9,993,900	9,954,769	51,333	3.882
TVA Note	3.875	3/15/2028	Agy	AA+	Aa1	88059IEZ1	10,000,000	9,918,700	10,001,392	49,514	4.058
Honeywell Aerospace	3.900	3/16/2028	Corp	BBB+	A3	43849RAA3	15,000,000	14,989,200	14,888,308	73,125	3.938
Advance Micro Devices	4.319	3/24/2028	Corp	A	A1	007903BJ5	20,000,000	20,000,000	20,090,169	88,779	4.319
U.S. Treasury Note	3.875	3/31/2028	Tsy	AAA	Aa1	91282CQH7	50,000,000	50,083,984	49,988,282	164,105	3.787
U.S. Treasury Note	1.250	3/31/2028	Tsy	AA+	Aa1	91282CBS9	150,000,000	149,003,329	142,746,095	158,811	1.386
Morgan Stanley	5.652	4/13/2028	Corp	A-	A1	61747YFP5	10,000,000	10,000,000	10,112,024	28,260	5.652
U.S. Treasury Note	3.750	4/15/2028	Tsy	AA+	Aa1	91282CMW8	15,000,000	14,943,750	14,959,570	24,590	3.884
U.S. Treasury Note	3.750	4/15/2028	Tsy	AA+	Aa1	91282CMW8	10,000,000	9,960,938	9,973,047	16,393	3.889
Toyota ABS	5.160	4/17/2028	ABS	AAA	NR	89231FAD2	4,216,626	4,215,673	4,234,720	9,670	5.226
U.S. Treasury Note	3.500	4/30/2028	Tsy	AA+	Aa1	91282CHA2	10,000,000	9,992,188	9,924,609	951	3.517
U.S. Treasury Note	1.250	4/30/2028	Tsy	AA+	Aa1	91282CBZ3	75,000,000	74,757,162	71,223,633	2,548	1.316
U.S. Treasury Note	1.250	4/30/2028	Tsy	AA+	Aa1	91282CBZ3	15,000,000	14,951,511	14,244,727	510	1.316
U.S. Treasury Note	1.250	4/30/2028	Tsy	AA+	Aa1	91282CBZ3	10,000,000	9,968,110	9,496,484	340	1.316
U.S. Treasury Note	1.250	4/30/2028	Tsy	AA+	Aa1	91282CBZ3	50,000,000	50,160,358	47,482,422	1,698	1.184
Hershey	4.250	5/4/2028	Corp	A	A1	427866BH0	5,000,000	4,992,850	5,011,938	104,479	4.282
Cummins	4.250	5/9/2028	Corp	A	A2	231021AY2	7,000,000	6,995,100	7,010,888	142,139	4.275
Apple	4.000	5/10/2028	Corp	AA+	Aaa	037833ET3	25,000,000	24,951,750	25,013,701	475,000	4.043
Florida Power & Light	4.400	5/15/2028	Corp	A+	Aa2	341081GN1	5,000,000	4,996,700	5,021,698	101,444	4.415
Lockheed Martin	4.450	5/15/2028	Corp	A-	A2	539830BZ1	5,000,000	4,991,000	5,022,960	102,597	4.491
U.S. Treasury Note	2.875	5/15/2028	Tsy	AA+	Aa1	9128284N7	15,000,000	14,998,048	14,701,758	198,947	2.878
U.S. Treasury Note	2.875	5/15/2028	Tsy	AA+	Aa1	9128284N7	50,000,000	49,541,758	49,005,860	663,156	3.076
FFCB Note	1.000	5/22/2028	Agy	AA+	Aa1	3133ELZX5	17,200,000	17,207,487	16,192,883	75,967	0.991
U.S. Treasury Note	3.625	5/31/2028	Tsy	AA+	Aa1	91282CHE4	30,000,000	29,807,813	29,839,453	454,121	3.767
Bank of New York Mellon	4.441	6/9/2028	Corp	A	Aa3	06406RCH8	10,000,000	10,000,000	10,021,094	175,173	4.441
Analog Devices	4.250	6/15/2028	Corp	A	A2	032654BD6	10,000,000	9,989,200	9,998,077	160,556	4.289
Ecobab	4.300	6/15/2028	Corp	A-	A3	278865BQ2	5,000,000	4,991,800	5,008,876	81,222	4.358
U.S. Treasury Note	4.000	6/30/2028	Tsy	AA+	Aa1	91282CHK0	55,000,000	54,692,773	55,124,610	735,359	4.125
U.S. Treasury Note	1.250	6/30/2028	Tsy	AA+	Aa1	91282CCH2	95,000,000	95,175,067	89,830,664	396,927	1.212
U.S. Treasury Note	1.250	6/30/2028	Tsy	AA+	Aa1	91282CCH2	5,000,000	5,009,058	4,727,930	20,891	1.212

*MV w/o Accrued includes the Bank of New York Mellon accrued interest for treasury bills, discount notes, and commercial paper. Original Cost does not include accrued interest.

Portfolio: Reserve 9218-2 (Cont.)

Issuer	Coupon	Maturity	Type	S&P	Moody's	CUSIP	Par Value	Original Cost	MV w/o Accrued*	Accr Income	Yld Mat
U.S. Treasury Note	1.250	6/30/2028	Tsy	AA+	Aa1	91282CCH2	45,000,000	45,562,862	42,551,367	188,018	0.989
U.S. Treasury Note	1.250	6/30/2028	Tsy	AA+	Aa1	91282CCH2	20,000,000	20,245,843	18,911,719	83,564	0.989
American Honda	5.125	7/7/2028	Corp	BBB+	A3	02665WEM9	10,000,000	9,995,600	10,119,055	162,292	5.135
FFCB Note	0.820	7/14/2028	Agy	AA+	Aa1	3133ELU44	12,000,000	12,008,095	11,203,607	29,247	0.806
John Deere	4.950	7/14/2028	Corp	A	A1	24422EXB0	10,000,000	9,985,100	10,169,455	147,125	4.984
JPMorgan Chase & Co	4.979	7/22/2028	Corp	A	A1	46647PEL6	10,000,000	10,000,000	10,067,409	136,923	4.979
U.S. Treasury Note	4.125	7/31/2028	Tsy	AA+	Aa1	91282CHQ7	85,000,000	84,893,750	85,418,360	871,720	4.153
U.S. Treasury Note	4.125	7/31/2028	Tsy	AA+	Aa1	91282CHQ7	20,000,000	19,899,219	20,098,438	205,111	4.238
PACCAR	4.000	8/8/2028	Corp	A+	A1	69371RT97	10,000,000	9,994,100	9,981,953	92,222	4.021
PACCAR	4.950	8/10/2028	Corp	A+	A1	69371RS64	15,000,000	14,976,300	15,250,362	167,063	4.986
Chevron	4.050	8/13/2028	Corp	AA-	Aa2	166756BH8	10,000,000	9,999,200	9,992,585	87,750	4.053
Lockheed Martin	4.150	8/15/2028	Corp	A-	A2	539830CK3	7,000,000	6,991,110	7,001,989	61,328	4.194
U.S. Treasury Note	4.375	8/31/2028	Tsy	AA+	Aa1	91282CHX2	100,000,000	100,531,250	101,039,063	737,092	4.256
U.S. Treasury Note	1.125	8/31/2028	Tsy	AA+	Aa1	91282CCV1	90,000,000	90,238,728	84,466,407	170,584	1.070
Philip Morris	5.250	9/7/2028	Corp	A-	A2	718172DC0	15,000,000	14,878,650	15,312,524	118,125	5.437
Unilever	4.875	9/8/2028	Corp	A+	A1	904764BS5	10,000,000	9,979,800	10,164,140	71,771	4.921
Intuit	5.125	9/15/2028	Corp	A	A3	46124HAF3	15,000,000	14,969,250	15,269,498	98,229	5.172
Citibank	5.803	9/29/2028	Corp	A+	Aa3	17325FBB3	10,000,000	10,361,114	10,361,114	51,582	5.803
U.S. Treasury Note	1.250	9/30/2028	Tsy	AA+	Aa1	91282CCY5	20,000,000	19,915,428	18,785,938	21,175	1.336
U.S. Treasury Note	1.250	9/30/2028	Tsy	AA+	Aa1	91282CCY5	14,000,000	13,943,701	13,150,156	14,822	1.336
Eli Lilly	4.000	10/15/2028	Corp	AA-	Aa3	532457DB1	15,000,000	14,992,650	14,971,960	26,667	4.018
U.S. Treasury Note	4.875	10/31/2028	Tsy	AA+	Aa1	91282CJF9	80,000,000	80,268,750	81,821,875	10,598	4.799
U.S. Treasury Note	1.375	10/31/2028	Tsy	AA+	Aa1	91282CDF5	50,000,000	49,783,043	47,011,719	1,868	1.467
Caterpillar	3.950	11/14/2028	Corp	A	A1	14913UBD1	20,000,000	19,989,400	19,919,163	366,472	3.969
Alphabet	3.875	11/15/2028	Corp	AA+	Aa2	02079KAV9	5,000,000	4,995,700	4,976,075	94,184	3.905
U.S. Treasury Note	3.125	11/15/2028	Tsy	AA+	Aa1	9128285M8	45,000,000	44,667,013	44,154,492	648,740	3.288
U.S. Treasury Note	5.250	11/15/2028	Tsy	AA+	Aa1	912810FF0	10,000,000	10,183,778	10,324,609	242,196	4.828
Morgan Stanley Private Bank	4.204	11/17/2028	Corp	A+	Aa3	61776NZU0	10,000,000	10,000,000	9,966,645	189,180	4.204
Amazon	3.900	11/20/2028	Corp	AA	A1	023135CS3	10,000,000	9,997,800	9,934,956	174,417	3.908
U.S. Treasury Note	4.375	11/30/2028	Tsy	AA+	Aa1	91282CJN2	105,000,000	105,385,547	106,185,351	1,918,269	4.293
U.S. Treasury Note	1.500	11/30/2028	Tsy	AA+	Aa1	91282CDL2	35,000,000	35,170,042	32,949,219	219,231	1.399
U.S. Treasury Note	1.500	11/30/2028	Tsy	AA+	Aa1	91282CDL2	10,000,000	10,047,812	9,414,063	62,637	1.399
U.S. Treasury Note	1.500	11/30/2028	Tsy	AA+	Aa1	91282CDL2	75,000,000	75,164,938	70,605,469	469,780	1.453
Mercedes-Benz	4.850	1/11/2029	Corp	A	A2	58769JAR8	12,000,000	11,985,720	12,102,323	177,833	4.877
Morgan Stanley Bank	5.016	1/12/2029	Corp	A+	Aa3	61690DK72	15,000,000	15,000,000	15,139,406	227,810	5.051
Pepsico	4.100	1/15/2029	Corp	A+	A1	713448GL6	15,000,000	14,981,850	14,983,721	181,083	4.138

*MV w/o Accrued includes the Bank of New York Mellon accrued interest for treasury bills, discount notes, and commercial paper. Original Cost does not include accrued interest.

Portfolio: Reserve 9218-2 (Cont.)

Issuer	Coupon	Maturity	Type	S&P	Moody's	CUSIP	Par Value	Original Cost	MV w/o Accrued*	Accr Income	Yld Mat
Goldman Sachs	4.148	1/21/2029	Corp	BBB+	A2	38145GAP5	10,000,000	10,000,000	9,924,753	115,222	4.148
Bank of America	4.979	1/24/2029	Corp	A-	A1	06051GMK2	15,000,000	15,000,000	15,120,469	201,235	4.979
Procter & Gamble	4.350	1/29/2029	Corp	AA-	Aa3	742718GF0	20,000,000	19,991,200	20,197,195	222,333	4.360
U.S. Treasury Note	1.750	1/31/2029	Tsy	AA+	Aa1	91282CDW8	50,000,000	50,002,843	47,199,219	217,541	1.749
PACCAR	3.900	2/5/2029	Corp	A+	A1	69371RU38	10,000,000	9,995,800	9,926,089	93,167	3.915
Air Products & Chemicals	4.600	2/8/2029	Corp	A	A3	009158BH8	20,000,000	19,973,400	20,140,861	212,111	4.630
Visa	3.800	2/12/2029	Corp	AA-	Aa3	92826CAY8	20,000,000	19,977,000	19,843,410	166,778	3.841
Philip Morris	4.875	2/13/2029	Corp	A-	A2	718172DG1	10,000,000	9,907,000	10,130,917	105,625	5.088
Alphabet	3.700	2/15/2029	Corp	AA+	Aa2	02079KBJ5	10,000,000	9,963,700	9,886,481	80,167	3.829
Bristol-Myers Squibb	4.900	2/22/2029	Corp	A	A2	110122EF1	10,000,000	9,979,000	10,195,260	93,917	4.948
Cisco Systems	4.850	2/26/2029	Corp	AA-	A1	17275RBR2	10,000,000	9,996,500	10,165,054	87,569	4.858
U.S. Treasury Note	4.250	2/28/2029	Tsy	AA+	Aa1	91282CKD2	25,000,000	25,017,578	25,222,656	179,008	4.234
U.S. Treasury Note	1.875	2/28/2029	Tsy	AA+	Aa1	91282CEB3	25,000,000	25,038,272	23,644,531	78,974	1.843
U.S. Treasury Note	1.875	2/28/2029	Tsy	AA+	Aa1	91282CEB3	75,000,000	75,113,020	70,933,594	236,923	1.843
Abbott Laboratories	3.700	3/9/2029	Corp	A+	Aa3	002824BR0	20,000,000	19,974,600	19,726,321	106,889	3.745
Baker Hughes	4.050	3/11/2029	Corp	A	A3	05724BAL3	5,000,000	4,997,900	4,964,247	28,125	3.361
Amazon	4.000	3/13/2029	Corp	AA	A1	023135DC7	15,000,000	14,998,350	14,893,656	80,000	4.004
American Honda	4.900	3/13/2029	Corp	BBB+	A3	02665WFE6	10,000,000	9,995,600	10,072,114	65,333	4.910
Toyota	4.050	3/13/2029	Corp	A+	A1	89236TPQ2	10,000,000	9,996,400	9,933,617	54,000	4.063
Walt Disney	3.750	3/14/2029	Corp	A	A2	254687GC4	20,000,000	19,974,400	19,740,652	164,583	3.793
Honeywell Aerospace	4.000	3/16/2029	Corp	BBB+	A3	43849RAC9	15,000,000	14,974,800	14,840,500	75,000	4.060
U.S. Treasury Note	4.125	3/31/2029	Tsy	AA+	Aa1	91282CKG5	45,000,000	44,850,586	45,254,883	157,223	4.199
U.S. Treasury Note	2.375	3/31/2029	Tsy	AA+	Aa1	91282CEE7	50,000,000	49,943,240	47,894,532	100,581	2.399
Adobe	4.800	4/4/2029	Corp	A+	A1	00724PAF6	10,000,000	9,985,100	10,138,440	36,000	4.834
Walmart	4.000	4/30/2029	Corp	AA	Aa2	931142FS7	10,000,000	9,992,400	9,988,706	1,111	4.027
U.S. Treasury Note	4.625	4/30/2029	Tsy	AA+	Aa1	91282CKP5	40,000,000	39,885,938	40,790,625	5,027	4.690
Bank of America	4.623	5/9/2029	Corp	A-	A1	06051GMT3	10,000,000	10,000,000	10,024,910	220,877	4.623
U.S. Treasury Note	2.750	5/31/2029	Tsy	AA+	Aa1	91282CES6	15,000,000	14,917,779	14,492,578	172,253	2.863
U.S. Treasury Note	2.750	5/31/2029	Tsy	AA+	Aa1	91282CES6	25,000,000	24,628,329	24,154,297	287,088	3.058
U.S. Treasury Note	2.750	5/31/2029	Tsy	AA+	Aa1	91282CES6	40,000,000	39,414,007	38,646,875	459,341	3.058
U.S. Treasury Note	2.750	5/31/2029	Tsy	AA+	Aa1	91282CES6	25,000,000	24,640,149	24,154,297	287,088	3.057
U.S. Treasury Note	2.750	5/31/2029	Tsy	AA+	Aa1	91282CES6	20,000,000	19,716,925	19,323,438	229,670	3.057
U.S. Treasury Note	4.250	6/30/2029	Tsy	AA+	Aa1	91282CKX8	45,000,000	44,915,625	45,427,149	639,261	4.292
U.S. Treasury Note	4.250	6/30/2029	Tsy	AA+	Aa1	91282CKX8	80,000,000	80,815,625	80,759,375	1,136,464	4.019
U.S. Treasury Note	3.250	6/30/2029	Tsy	AA+	Aa1	91282CEV9	25,000,000	25,657,525	24,501,953	271,581	2.693
FFCB Note	1.000	7/9/2029	Agy	AA+	Aa1	3133ELS96	10,000,000	9,994,639	9,097,118	31,111	1.011

*MV w/o Accrued includes the Bank of New York Mellon accrued interest for treasury bills, discount notes, and commercial paper. Original Cost does not include accrued interest.

Portfolio: Reserve 9218-2 (Cont.)

Issuer	Coupon	Maturity	Type	S&P	Moody's	CUSIP	Par Value	Original Cost	MV w/o Accrued*	Accr Income	Yld Mat
American Express	4.351	7/20/2029	Corp	A-	A2	025816EJ4	10,000,000	10,000,000	9,980,922	122,070	4.351
Eli Lilly	4.200	8/14/2029	Corp	AA-	Aa3	532457CQ9	10,000,000	9,978,100	9,991,586	89,833	4.249
U.S. Treasury Note	1.625	8/15/2029	Tsy	AA+	Aa1	912828YB0	30,000,000	31,281,899	27,892,969	101,001	0.786
U.S. Treasury Note	1.625	8/15/2029	Tsy	AA+	Aa1	912828YB0	45,000,000	46,894,542	41,839,453	151,502	0.786
U.S. Treasury Note	1.625	8/15/2029	Tsy	AA+	Aa1	912828YB0	10,000,000	10,440,225	9,297,656	33,667	0.749
U.S. Treasury Note	1.625	8/15/2029	Tsy	AA+	Aa1	912828YB0	45,000,000	45,457,245	41,839,453	151,502	1.419
U.S. Treasury Note	1.625	8/15/2029	Tsy	AA+	Aa1	912828YB0	30,000,000	30,299,462	27,892,969	101,001	1.419
U.S. Treasury Note	3.625	8/31/2029	Tsy	AA+	Aa1	91282CLK5	15,000,000	15,054,492	14,851,758	91,610	3.545
U.S. Treasury Note	3.875	9/30/2029	Tsy	AA+	Aa1	91282CFL0	40,000,000	40,189,934	39,906,250	131,284	3.772
Morgan Stanley	4.133	10/18/2029	Corp	A-	A1	61748UAK8	10,000,000	10,000,000	9,896,676	14,925	4.133
Goldman Sachs	4.153	10/21/2029	Corp	BBB+	A2	38141IGD27	30,000,000	30,000,000	29,686,285	34,608	4.153
U.S. Treasury Note	4.000	10/31/2029	Tsy	AA+	Aa1	91282CFT3	75,000,000	74,545,555	75,114,258	8,152	4.130
U.S. Treasury Note	4.000	10/31/2029	Tsy	AA+	Aa1	91282CFT3	25,000,000	24,948,962	25,038,086	2,717	4.043
U.S. Treasury Note	4.000	10/31/2029	Tsy	AA+	Aa1	91282CFT3	10,000,000	9,878,865	10,015,234	1,087	4.263
U.S. Treasury Note	4.000	10/31/2029	Tsy	AA+	Aa1	91282CFT3	25,000,000	24,528,167	25,038,086	2,717	4.411
Mercedes-Benz	5.100	11/15/2029	Corp	A	A2	58769JBA4	15,000,000	14,988,900	15,237,698	352,750	5.615
U.S. Treasury Note	1.750	11/15/2029	Tsy	AA+	Aa1	912828YS3	50,000,000	49,946,677	46,425,782	403,660	1.772
U.S. Treasury Note	1.750	11/15/2029	Tsy	AA+	Aa1	912828YS3	38,000,000	37,960,190	35,283,594	306,782	1.772
U.S. Treasury Note	1.750	11/15/2029	Tsy	AA+	Aa1	912828YS3	31,000,000	32,397,789	28,783,985	250,269	0.804
U.S. Treasury Note	1.750	11/15/2029	Tsy	AA+	Aa1	912828YS3	1,000,000	1,014,271	928,516	8,073	1.446
U.S. Treasury Note	1.750	11/15/2029	Tsy	AA+	Aa1	912828YS3	49,000,000	49,687,096	45,497,266	395,587	1.446
U.S. Treasury Note	1.750	11/15/2029	Tsy	AA+	Aa1	912828YS3	30,000,000	30,889,721	27,855,469	242,196	1.112
State Street Bank & Trust	4.782	11/23/2029	Corp	AA-	Aa2	857449AE2	10,000,000	10,000,000	10,143,937	209,877	4.782
U.S. Treasury Note	4.125	11/30/2029	Tsy	AA+	Aa1	91282CMA6	60,000,000	60,105,469	60,337,500	1,033,516	4.086
U.S. Treasury Note	3.875	11/30/2029	Tsy	AA+	Aa1	91282CFY2	40,000,000	39,973,195	39,890,625	647,253	3.890
U.S. Treasury Note	3.875	11/30/2029	Tsy	AA+	Aa1	91282CFY2	30,000,000	30,155,492	29,917,969	485,440	3.756
U.S. Treasury Note	4.375	12/31/2029	Tsy	AA+	Aa1	91282CMD0	20,000,000	20,013,281	20,280,469	292,472	4.360
Morgan Stanley	4.238	1/9/2030	Corp	A-	A1	61748UAR3	10,000,000	10,000,000	9,898,017	118,899	4.238
Bank of New York Mellon	4.026	1/22/2030	Corp	A	Aa3	06406RCG0	10,000,000	10,000,000	9,895,763	110,715	4.026
Wells Fargo & Co	4.182	1/23/2030	Corp	BBB+	A1	95000U4D2	10,000,000	10,000,000	9,911,547	113,843	4.182
U.S. Treasury Note	4.250	1/31/2030	Tsy	AA+	Aa1	91282CMG3	25,000,000	24,923,828	25,243,164	264,157	4.318
IBM	4.800	2/10/2030	Corp	A-	A3	459200LG4	15,000,000	14,967,000	15,129,292	162,000	4.850
Eli Lilly	4.750	2/12/2030	Corp	AA-	Aa3	532457CV8	7,000,000	6,996,010	7,117,681	72,965	4.763
U.S. Treasury Note	1.500	2/15/2030	Tsy	AA+	Aa1	912828Z94	1,000,000	1,024,049	914,258	3,108	1.002
U.S. Treasury Note	1.500	2/15/2030	Tsy	AA+	Aa1	912828Z94	5,000,000	5,195,360	4,571,289	15,539	0.698
U.S. Treasury Note	1.500	2/15/2030	Tsy	AA+	Aa1	912828Z94	4,000,000	4,172,719	3,657,031	12,431	0.615

*MV w/o Accrued includes the Bank of New York Mellon accrued interest for treasury bills, discount notes, and commercial paper. Original Cost does not include accrued interest.

Portfolio: Reserve 9218-2 (Cont.)

Issuer	Coupon	Maturity	Type	S&P	Moody's	CUSIP	Par Value	Original Cost	MV w/o Accrued*	Accr Income	Yld Mat
U.S. Treasury Note	1.500	2/15/2030	Tsy	AA+	Aa1	912828Z94	15,000,000	15,545,787	13,713,867	46,616	0.752
U.S. Treasury Note	1.500	2/15/2030	Tsy	AA+	Aa1	912828Z94	9,000,000	9,372,635	8,228,320	27,970	0.651
U.S. Treasury Note	1.500	2/15/2030	Tsy	AA+	Aa1	912828Z94	11,000,000	11,486,536	10,056,836	34,185	0.594
U.S. Treasury Note	1.500	2/15/2030	Tsy	AA+	Aa1	912828Z94	10,000,000	10,373,041	9,142,578	31,077	0.733
U.S. Treasury Note	1.500	2/15/2030	Tsy	AA+	Aa1	912828Z94	10,000,000	10,243,291	9,142,578	31,077	0.996
U.S. Treasury Note	1.500	2/15/2030	Tsy	AA+	Aa1	912828Z94	10,000,000	10,006,679	9,142,578	31,077	1.486
U.S. Treasury Note	1.500	2/15/2030	Tsy	AA+	Aa1	912828Z94	55,000,000	55,036,107	50,284,180	170,925	1.486
U.S. Treasury Note	1.500	2/15/2030	Tsy	AA+	Aa1	912828Z94	20,000,000	20,127,275	18,285,156	62,155	1.362
Hershey	4.750	2/24/2030	Corp	A	A1	427866BL1	10,000,000	9,982,400	10,143,652	88,403	4.790
State Street	4.729	2/28/2030	Corp	A	Aa3	857477CW1	15,000,000	15,000,000	15,152,578	124,136	4.729
American Honda	4.800	3/5/2030	Corp	BBB+	A3	02665WFF2	10,000,000	9,991,200	10,009,636	74,667	4.820
IBRD Note	4.125	3/20/2030	Supra	AAA	Aaa	459058LR2	20,000,000	19,928,600	20,095,625	93,958	4.205
Bank of America	4.477	4/23/2030	Corp	A-	A1	06051GMY2	15,000,000	15,000,000	14,955,586	14,923	4.477
JPMorgan Chase & Co	4.408	4/23/2030	Corp	A	A1	46647PFL5	15,000,000	15,000,000	14,939,971	14,693	4.408
Walmart	4.350	4/28/2030	Corp	AA	Aa2	931142FN8	7,000,000	6,987,890	7,059,207	2,538	4.389
U.S. Treasury Note	3.875	4/30/2030	Tsy	AA+	Aa1	91282CMZ1	96,000,000	96,555,000	95,632,500	10,109	3.747
U.S. Treasury Note	3.500	4/30/2030	Tsy	AA+	Aa1	91282CGZ8	20,000,000	20,012,279	19,646,094	1,902	3.487
Colgate-Palmolive	4.200	5/1/2030	Corp	A+	Aa3	194162AT0	7,000,000	6,996,290	7,010,156	147,000	4.212
American Express	4.444	5/3/2030	Corp	A-	A2	025816ET2	10,000,000	10,000,000	9,980,829	0	4.444
FFCB Note	1.300	5/13/2030	Agy	AA+	Aa1	3133ELY4	15,000,000	15,006,072	13,497,602	91,000	1.291
U.S. Treasury Note	0.625	5/15/2030	Tsy	AA+	Aa1	912828ZQ6	20,000,000	19,968,083	17,513,281	57,666	0.658
U.S. Treasury Note	0.625	5/15/2030	Tsy	AA+	Aa1	912828ZQ6	5,000,000	4,941,682	4,378,320	14,416	0.866
U.S. Treasury Note	0.625	5/15/2030	Tsy	AA+	Aa1	912828ZQ6	10,000,000	9,988,422	8,756,641	28,833	0.649
U.S. Treasury Note	0.625	5/15/2030	Tsy	AA+	Aa1	912828ZQ6	12,000,000	11,967,495	10,507,969	34,599	0.681
Qualcomm	4.500	5/20/2030	Corp	A	A2	747525BU6	10,000,000	9,996,000	10,051,474	201,250	4.509
Texas Instrument	4.500	5/23/2030	Corp	A+	Aa3	882508CK8	10,000,000	9,994,200	10,054,500	197,500	4.513
McKesson	4.650	5/30/2030	Corp	BBB+	A3	581557BW4	10,000,000	9,996,000	10,066,102	195,042	4.659
Analog Devices	4.500	6/15/2030	Corp	A	A2	032654BE4	15,000,000	14,986,800	15,041,389	255,000	4.520
U.S. Treasury Note	3.750	6/30/2030	Tsy	AA+	Aa1	91282CHJ3	50,000,000	49,863,281	49,546,875	626,727	3.811
U.S. Treasury Note	3.750	6/30/2030	Tsy	AA+	Aa1	91282CHJ3	20,000,000	19,810,274	19,818,750	250,691	3.957
American Express Credit Card ABS	4.300	7/15/2030	ABS	AAA	NR	02582JKV1	10,000,000	9,998,559	10,031,504	19,111	4.345
Pepsico	4.300	7/23/2030	Corp	A+	A1	713448GH5	10,000,000	9,982,200	10,037,864	117,056	4.340
U.S. Treasury Note	3.875	7/31/2030	Tsy	AA+	Aa1	91282CNN7	65,000,000	64,845,117	64,702,930	626,209	3.928
TVA Note	3.875	8/1/2030	Agy	AA+	Aa1	880591FE7	10,000,000	9,959,300	9,938,379	96,875	3.966
FNMA Note	0.875	8/5/2030	Agy	AA+	Aa1	3135G05Q2	10,000,000	9,961,042	8,786,695	20,903	0.952
FNMA Note	0.875	8/5/2030	Agy	AA+	Aa1	3135G05Q2	10,000,000	9,961,042	8,786,695	20,903	0.952

*MV w/o Accrued includes the Bank of New York Mellon accrued interest for treasury bills, discount notes, and commercial paper. Original Cost does not include accrued interest.

Portfolio: Reserve 9218-2 (Cont.)

Issuer	Coupon	Maturity	Type	S&P	Moody's	CUSIP	Par Value	Original Cost	MV w/o Accrued*	Accr Income	Yld Mat
FNMA Note	0.875	8/5/2030	Agy	AA+	Aa1	3135G05Q2	20,000,000	19,887,496	17,573,391	41,806	0.987
U.S. Treasury Note	0.625	8/15/2030	Tsy	AA+	Aa1	91282CAE1	18,000,000	17,937,962	15,627,656	23,308	0.696
U.S. Treasury Note	0.625	8/15/2030	Tsy	AA+	Aa1	91282CAE1	5,000,000	4,984,223	4,341,016	6,474	0.690
U.S. Treasury Note	0.625	8/15/2030	Tsy	AA+	Aa1	91282CAE1	16,000,000	15,959,787	13,891,250	20,718	0.677
U.S. Treasury Note	0.625	8/15/2030	Tsy	AA+	Aa1	91282CAE1	20,000,000	19,944,239	17,364,063	25,898	0.682
U.S. Treasury Note	4.125	8/31/2030	Tsy	AA+	Aa1	91282CHW4	50,000,000	49,824,035	50,236,328	347,486	4.199
U.S. Treasury Note	4.125	8/31/2030	Tsy	AA+	Aa1	91282CHW4	30,000,000	29,899,428	30,141,797	208,492	4.200
U.S. Treasury Note	4.125	8/31/2030	Tsy	AA+	Aa1	91282CHW4	30,000,000	30,118,635	30,141,797	208,492	4.037
U.S. Treasury Note	4.125	8/31/2030	Tsy	AA+	Aa1	91282CHW4	10,000,000	10,038,853	10,047,266	69,497	4.036
American Honda	4.500	9/4/2030	Corp	BBB+	A3	02665WGL9	10,000,000	9,982,700	9,873,955	71,250	4.539
Home Depot	3.950	9/15/2030	Corp	A	A2	437076DJ8	10,000,000	9,964,100	9,874,324	50,472	4.030
Honda ABS	3.780	9/23/2030	ABS	NR	Aaa	43815CAD0	5,000,000	4,999,204	4,958,721	5,250	3.817
U.S. Treasury Note	3.625	9/30/2030	Tsy	AA+	Aa1	91282CPA3	65,000,000	64,710,547	64,014,844	199,573	3.723
U.S. Treasury Note	4.625	9/30/2030	Tsy	AA+	Aa1	91282CHZ7	15,000,000	14,937,237	15,373,828	58,760	4.720
U.S. Treasury Note	4.625	9/30/2030	Tsy	AA+	Aa1	91282CHZ7	10,000,000	9,959,510	10,249,219	39,174	4.718
U.S. Treasury Note	4.625	9/30/2030	Tsy	AA+	Aa1	91282CHZ7	40,000,000	41,008,214	40,996,875	156,694	4.045
Philip Morris	4.000	10/29/2030	Corp	A-	A2	718172DY2	10,000,000	9,915,500	9,805,471	2,222	4.189
U.S. Treasury Note	3.625	10/31/2030	Tsy	AA+	Aa1	91282CPD7	80,000,000	79,700,000	78,759,375	7,880	3.708
U.S. Treasury Note	4.875	10/31/2030	Tsy	AA+	Aa1	91282CJG7	20,000,000	20,008,372	20,705,469	2,649	4.865
U.S. Treasury Note	4.875	10/31/2030	Tsy	AA+	Aa1	91282CJG7	25,000,000	25,197,549	25,881,836	3,312	4.696
U.S. Treasury Note	4.875	10/31/2030	Tsy	AA+	Aa1	91282CJG7	30,000,000	30,233,424	31,058,203	3,974	4.695
Pfizer	4.200	11/15/2030	Corp	A	A2	71708IFD0	15,000,000	14,988,150	14,881,563	280,000	4.218
U.S. Treasury Note	0.875	11/15/2030	Tsy	AA+	Aa1	91282CAV3	50,000,000	50,068,171	43,546,875	201,830	0.847
U.S. Treasury Note	0.875	11/15/2030	Tsy	AA+	Aa1	91282CAV3	21,000,000	20,960,776	18,289,688	84,769	0.914
Northern Trust	4.150	11/19/2030	Corp	A+	A2	665859AY0	10,000,000	9,995,100	9,917,997	186,750	4.161
Amazon	4.100	11/20/2030	Corp	AA	A1	023135CT1	10,000,000	9,989,300	9,862,307	183,361	4.124
U.S. Treasury Note	4.375	11/30/2030	Tsy	AA+	Aa1	91282CJM4	50,000,000	50,023,891	50,746,094	913,462	4.362
U.S. Treasury Note	4.375	11/30/2030	Tsy	AA+	Aa1	91282CJM4	10,000,000	10,004,765	10,149,219	182,692	4.362
U.S. Treasury Note	4.375	11/30/2030	Tsy	AA+	Aa1	91282CJM4	40,000,000	40,018,761	40,596,875	730,769	4.363
U.S. Treasury Note	3.625	12/31/2030	Tsy	AA+	Aa1	91282CPR6	80,000,000	79,756,250	78,690,625	969,337	3.692
U.S. Treasury Note	3.750	12/31/2030	Tsy	AA+	Aa1	91282CJQ5	15,000,000	14,915,599	14,828,320	188,018	3.880
Public Service Electric	4.200	1/1/2031	Corp	A	A1	74456QCX2	10,000,000	9,987,600	9,886,086	133,000	4.228
Toyota	4.200	1/10/2031	Corp	A+	A1	89236TPH2	10,000,000	9,996,900	9,885,296	127,167	4.207
U.S. Treasury Note	4.000	1/31/2031	Tsy	AA+	Aa1	91282CJX0	40,000,000	40,139,101	39,953,125	397,790	3.918
Thermo Fisher Scientific	4.215	2/12/2031	Corp	A-	A2	883556DG4	10,000,000	10,000,000	9,879,842	92,496	4.215
Visa	4.100	2/12/2031	Corp	AA-	Aa3	92826CAZ5	10,000,000	9,986,600	9,971,808	89,972	4.130

*MV w/o Accrued includes the Bank of New York Mellon accrued interest for treasury bills, discount notes, and commercial paper. Original Cost does not include accrued interest.

Portfolio: Reserve 9218-2 (Cont.)

Issuer	Coupon	Maturity	Type	S&P	Moody's	CUSIP	Par Value	Original Cost	MV w/o Accrued*	Accr Income	Yld Mat
Alphabet	4.100	2/15/2031	Corp	AA+	Aa2	02079KKBK2	10,000,000	10,047,000	9,882,665	88,833	3.995
U.S. Treasury Note	1.125	2/15/2031	Tsy	AA+	Aa1	91282CBL4	60,000,000	59,029,309	52,516,406	139,848	1.476
Amazon	4.250	3/13/2031	Corp	AA	A1	023135DD5	10,000,000	9,984,000	9,902,128	56,667	4.286
Honeywell Aerospace	4.300	3/16/2031	Corp	BBB+	A3	43849RAE5	10,000,000	9,982,200	9,877,965	53,750	4.340
Progressive	4.600	3/26/2031	Corp	A	A2	743315BC6	5,000,000	4,999,350	5,017,580	22,361	4.603
U.S. Treasury Note	3.875	3/31/2031	Tsy	AA+	Aa1	91282CQG9	20,000,000	20,052,344	19,867,188	65,642	3.816
John Deere	4.375	4/15/2031	Corp	A	A1	24422EYN3	10,000,000	9,993,500	9,961,516	3,646	4.390
Walmart	4.150	4/30/2031	Corp	AA	Aa2	931142FT5	10,000,000	9,978,600	9,958,493	1,153	4.198
U.S. Treasury Note	3.875	4/30/2031	Tsy	AA+	Aa1	91282CQK0	35,000,000	34,756,641	34,764,844	3,685	4.030
Total		2.774					7,170,557,832	7,176,446,555	7,025,167,061	52,954,892	3.191

Portfolio: Extended Reserve 9218-5

Date: 4/30/26

Issuer	Coupon	Maturity	Type	S&P	Moody's	CUSIP	Par Value	Original Cost	MV w/o Accrued*	Accr Income	Yld Mat
Bk of New York Mellon - Sweep	3.530	5/1/2026	MMF	AAA/m	Aaa-mf		344,184	344,184	344,184	996	3.579
U.S. Treasury Note	1.125	2/15/2031	Tsy	AA+	Aa1	91282CBL4	1,000,000	966,406	875,273	2,331	1.489
U.S. Treasury Note	1.125	2/15/2031	Tsy	AA+	Aa1	91282CBL4	15,000,000	14,194,922	13,129,102	34,962	1.718
U.S. Treasury Note	1.125	2/15/2031	Tsy	AA+	Aa1	91282CBL4	5,000,000	4,772,461	4,376,367	11,654	1.630
U.S. Treasury Note	4.250	2/28/2031	Tsy	AA+	Aa1	91282CKC4	50,000,000	49,978,516	50,480,469	358,016	4.257
U.S. Treasury Note	4.125	3/31/2031	Tsy	AA+	Aa1	91282CKF7	40,000,000	40,476,563	40,162,500	139,754	3.891
U.S. Treasury Note	4.625	4/30/2031	Tsy	AA+	Aa1	91282CKN0	30,000,000	29,905,078	30,787,500	3,770	4.679
U.S. Treasury Note	1.625	5/15/2031	Tsy	AA+	Aa1	91282CCB5	65,000,000	64,824,805	57,877,930	487,276	1.654
U.S. Treasury Note	1.625	5/15/2031	Tsy	AA+	Aa1	91282CCB5	25,000,000	25,079,102	22,260,742	187,414	1.590
U.S. Treasury Note	1.625	5/15/2031	Tsy	AA+	Aa1	91282CCB5	10,000,000	10,010,547	8,904,297	74,965	1.613
U.S. Treasury Note	1.625	5/15/2031	Tsy	AA+	Aa1	91282CCB5	15,000,000	15,545,508	13,356,445	112,448	1.229
U.S. Treasury Note	1.625	5/15/2031	Tsy	AA+	Aa1	91282CCB5	26,000,000	26,274,219	23,151,172	194,910	1.507
U.S. Treasury Note	1.625	5/15/2031	Tsy	AA+	Aa1	91282CCB5	10,000,000	10,101,172	8,904,297	74,965	1.509
FFCB Note	3.150	6/2/2031	Agy	AA+	Aa1	3133ENXY1	20,000,000	19,826,200	19,040,320	260,750	3.262
U.S. Treasury Note	4.250	6/30/2031	Tsy	AA+	Aa1	91282CKW0	25,000,000	24,798,828	25,231,445	355,145	4.395
U.S. Treasury Note	1.250	8/15/2031	Tsy	AA+	Aa1	91282CCS8	60,000,000	59,798,438	52,010,156	155,387	1.286
U.S. Treasury Note	1.250	8/15/2031	Tsy	AA+	Aa1	91282CCS8	50,000,000	48,566,406	43,341,797	129,489	1.567
FFCB Note	1.400	8/25/2031	Agy	AA+	Aa1	3133EM3H3	14,750,000	14,743,215	12,771,402	37,858	1.405
TVA Note	1.500	9/15/2031	Agy	AA+	Aa1	88059IEX6	10,000,000	9,998,200	8,733,809	19,167	1.502
U.S. Treasury Note	3.625	9/30/2031	Tsy	AA+	Aa1	91282CLM1	50,000,000	49,966,797	48,914,063	153,518	3.636

*MV w/o Accrued includes the Bank of New York Mellon accrued interest for treasury bills, discount notes, and commercial paper. Original Cost does not include accrued interest.

Portfolio: Extended Reserve 9218-5 (Cont.)

Issuer	Coupon	Maturity	Type	S&P	Moody's	CUSIP	Par Value	Original Cost	MV w/o Accrued*	Accr Income	Yld Mat
U.S. Treasury Note	4.125	10/31/2031	Tsy	AA+	Aa1	91282CLU3	40,000,000	39,692,188	40,082,812	4,484	4.253
U.S. Treasury Note	4.125	10/31/2031	Tsy	AA+	Aa1	91282CLU3	40,000,000	40,921,875	40,082,812	4,484	3.687
U.S. Treasury Note	4.125	10/31/2031	Tsy	AA+	Aa1	91282CLU3	50,000,000	50,562,500	50,103,516	5,605	3.903
U.S. Treasury Note	1.375	11/15/2031	Tsy	AA+	Aa1	91282CDJ7	52,000,000	51,540,938	45,018,594	329,848	1.471
U.S. Treasury Note	1.375	11/15/2031	Tsy	AA+	Aa1	91282CDJ7	35,000,000	33,718,945	30,300,977	222,013	1.784
U.S. Treasury Note	4.125	11/30/2031	Tsy	AA+	Aa1	91282CLZ2	30,000,000	29,996,484	30,050,391	516,758	4.127
U.S. Treasury Note	4.125	11/30/2031	Tsy	AA+	Aa1	91282CLZ2	20,000,000	20,328,125	20,033,594	344,505	3.819
U.S. Treasury Note	4.500	12/31/2031	Tsy	AA+	Aa1	91282CMC2	55,000,000	55,167,578	56,102,148	827,279	4.449
U.S. Treasury Note	4.500	12/31/2031	Tsy	AA+	Aa1	91282CMC2	50,000,000	51,527,344	51,001,953	752,072	3.915
U.S. Treasury Note	4.375	1/31/2032	Tsy	AA+	Aa1	91282CMK4	25,000,000	24,946,289	25,336,914	271,927	4.411
U.S. Treasury Note	4.375	1/31/2032	Tsy	AA+	Aa1	91282CMK4	70,000,000	71,241,406	70,943,359	761,395	4.030
U.S. Treasury Note	1.875	2/15/2032	Tsy	AA+	Aa1	91282CDY4	15,000,000	15,003,516	13,276,172	58,270	1.872
U.S. Treasury Note	4.125	2/29/2032	Tsy	AA+	Aa1	91282CMR9	30,000,000	29,964,844	30,010,547	208,492	4.144
U.S. Treasury Note	4.125	2/29/2032	Tsy	AA+	Aa1	91282CMR9	15,000,000	15,007,031	15,005,273	104,246	4.117
U.S. Treasury Note	4.125	2/29/2032	Tsy	AA+	Aa1	91282CMR9	35,000,000	35,120,313	35,012,305	243,240	4.067
U.S. Treasury Note	4.000	4/30/2032	Tsy	AA+	Aa1	91282CNA5	35,000,000	35,088,867	34,760,742	3,804	3.958
U.S. Treasury Note	2.875	5/15/2032	Tsy	AA+	Aa1	91282CEP2	40,000,000	39,473,438	37,306,250	530,525	3.029
U.S. Treasury Note	2.875	5/15/2032	Tsy	AA+	Aa1	91282CEP2	25,000,000	25,505,859	23,316,406	331,578	2.639
U.S. Treasury Note	2.875	5/15/2032	Tsy	AA+	Aa1	91282CEP2	15,000,000	15,311,719	13,989,844	198,947	2.632
U.S. Treasury Note	4.125	5/31/2032	Tsy	AA+	Aa1	91282CNF4	20,000,000	19,931,250	19,982,813	344,505	4.182
U.S. Treasury Note	4.000	6/30/2032	Tsy	AA+	Aa1	91282CNJ6	20,000,000	19,988,281	19,841,406	267,403	4.010
U.S. Treasury Note	4.000	7/31/2032	Tsy	AA+	Aa1	91282CNR8	50,000,000	49,640,625	49,574,219	497,238	4.119
U.S. Treasury Note	2.750	8/15/2032	Tsy	AA+	Aa1	91282CFF3	30,000,000	29,055,469	27,667,969	170,925	3.120
U.S. Treasury Note	2.750	8/15/2032	Tsy	AA+	Aa1	91282CFF3	35,000,000	32,180,859	32,279,297	199,413	3.733
U.S. Treasury Note	2.750	8/15/2032	Tsy	AA+	Aa1	91282CFF3	20,000,000	17,919,531	18,445,313	113,950	4.047
FFCB Note	3.500	9/1/2032	Agy	AA+	Aa1	3133ENJ92	10,000,000	9,921,300	9,597,726	58,333	3.594
U.S. Treasury Note	3.875	9/30/2032	Tsy	AA+	Aa1	91282CNZ0	80,000,000	79,809,375	78,687,500	262,568	3.914
U.S. Treasury Note	3.750	10/31/2032	Tsy	AA+	Aa1	91282CPF2	80,000,000	79,321,875	78,068,750	8,152	3.890
U.S. Treasury Note	4.125	11/15/2032	Tsy	AA+	Aa1	91282CFV8	25,000,000	25,722,656	24,918,945	475,742	3.774
U.S. Treasury Note	4.125	11/15/2032	Tsy	AA+	Aa1	91282CFV8	45,000,000	45,894,727	44,854,101	856,336	3.880
U.S. Treasury Note	4.125	11/15/2032	Tsy	AA+	Aa1	91282CFV8	35,000,000	36,673,438	34,886,523	666,039	3.542
U.S. Treasury Note	4.125	11/15/2032	Tsy	AA+	Aa1	91282CFV8	15,000,000	15,205,078	14,951,367	285,445	3.953
U.S. Treasury Note	4.125	11/15/2032	Tsy	AA+	Aa1	91282CFV8	10,000,000	10,217,969	9,967,578	190,297	3.845
U.S. Treasury Note	4.125	11/15/2032	Tsy	AA+	Aa1	91282CFV8	25,000,000	25,323,242	24,918,945	475,742	3.957
U.S. Treasury Note	3.875	12/31/2032	Tsy	AA+	Aa1	91282CPQ8	110,000,000	109,785,156	108,001,953	1,424,758	3.907
U.S. Treasury Note	3.500	2/15/2033	Tsy	AA+	Aa1	91282CGM7	20,000,000	19,949,219	19,178,125	145,028	3.530

*MV w/o Accrued includes the Bank of New York Mellon accrued interest for treasury bills, discount notes, and commercial paper. Original Cost does not include accrued interest.

Portfolio: Extended Reserve 9218-5 (Cont.)

Issuer	Coupon	Maturity	Type	S&P	Moody's	CUSIP	Par Value	Original Cost	MV w/o Accrued*	Accr Income	Yld Mat
U.S. Treasury Note	3.500	2/15/2033	Tsy	AA+	Aa1	91282CGM7	40,000,000	40,203,125	38,356,250	290,055	3.438
U.S. Treasury Note	3.500	2/15/2033	Tsy	AA+	Aa1	91282CGM7	35,000,000	34,526,953	33,561,719	253,798	3.666
U.S. Treasury Note	4.250	3/31/2033	Tsy	AA+	Aa1	91282CQF1	30,000,000	30,217,969	30,084,375	107,992	4.129
U.S. Treasury Note	4.125	4/30/2033	Tsy	AA+	Aa1	91282CQN4	140,000,000	139,267,188	139,278,125	15,693	4.212
FFCB Note	4.500	8/8/2033	Agy	AA+	Aa1	3133EPSE6	12,000,000	11,926,320	12,006,559	124,500	4.577
FFCB Note	4.500	8/8/2033	Agy	AA+	Aa1	3133EPSE6	13,000,000	12,916,150	13,007,106	134,875	4.581
U.S. Treasury Note	3.875	8/15/2033	Tsy	AA+	Aa1	91282CHT1	25,000,000	24,554,688	24,445,313	200,708	4.094
U.S. Treasury Note	3.875	8/15/2033	Tsy	AA+	Aa1	91282CHT1	100,000,000	94,593,750	97,781,250	802,831	4.561
U.S. Treasury Note	3.875	8/15/2033	Tsy	AA+	Aa1	91282CHT1	35,000,000	32,359,961	34,223,438	280,991	4.851
U.S. Treasury Note	4.500	11/15/2033	Tsy	AA+	Aa1	91282CJ11	25,000,000	25,315,430	25,403,320	518,992	4.342
U.S. Treasury Note	4.500	11/15/2033	Tsy	AA+	Aa1	91282CJ11	5,000,000	5,252,734	5,080,664	103,798	3.878
U.S. Treasury Note	4.500	11/15/2033	Tsy	AA+	Aa1	91282CJ11	5,000,000	5,219,922	5,080,664	103,798	3.953
U.S. Treasury Note	4.500	11/15/2033	Tsy	AA+	Aa1	91282CJ11	10,000,000	9,869,922	10,161,328	207,597	4.670
U.S. Treasury Note	4.500	11/15/2033	Tsy	AA+	Aa1	91282CJ11	20,000,000	20,493,750	20,322,656	415,193	4.156
U.S. Treasury Note	4.000	2/15/2034	Tsy	AA+	Aa1	91282CJZ5	50,000,000	49,060,547	49,113,282	414,365	4.233
U.S. Treasury Note	4.000	2/15/2034	Tsy	AA+	Aa1	91282CJZ5	55,000,000	54,067,578	54,024,610	455,801	4.211
FHLB Note	4.375	3/10/2034	Agy	AA+	Aa1	3130AYW85	25,000,000	24,789,000	24,988,187	154,948	4.480
U.S. Treasury Note	4.375	5/15/2034	Tsy	AA+	Aa1	91282CKQ3	38,000,000	37,605,156	38,236,016	766,954	4.505
U.S. Treasury Note	4.375	5/15/2034	Tsy	AA+	Aa1	91282CKQ3	65,000,000	65,396,094	65,403,711	1,311,896	4.298
TVA Note	4.375	8/1/2034	Agy	AA+	Aa1	880591FB3	10,000,000	10,036,100	10,028,402	109,375	4.330
TVA Note	4.375	8/1/2034	Agy	AA+	Aa1	880591FB3	7,000,000	6,937,630	7,019,881	76,563	4.487
U.S. Treasury Note	3.875	8/15/2034	Tsy	AA+	Aa1	91282CLF6	40,000,000	40,000,000	38,815,625	321,133	3.875
U.S. Treasury Note	4.250	11/15/2034	Tsy	AA+	Aa1	91282CLW9	45,000,000	44,771,681	44,775,000	882,286	4.313
U.S. Treasury Note	4.250	11/15/2034	Tsy	AA+	Aa1	91282CLW9	30,000,000	30,166,406	29,850,000	588,191	4.181
FFCB Note	4.375	12/13/2034	Agy	AA+	Aa1	3133ERJ93	20,000,000	20,000,000	19,652,164	335,417	4.375
U.S. Treasury Note	4.625	2/15/2035	Tsy	AA+	Aa1	91282CMM0	50,000,000	51,515,625	51,050,782	479,109	4.248
U.S. Treasury Note	4.625	2/15/2035	Tsy	AA+	Aa1	91282CMM0	20,000,000	20,668,750	20,420,313	191,644	4.207
U.S. Treasury Note	4.625	2/15/2035	Tsy	AA+	Aa1	91282CMM0	24,000,000	24,847,500	24,504,375	229,972	4.181
TVA Note	4.875	5/15/2035	Agy	AA+	Aa1	880591FD9	20,000,000	19,872,000	20,329,814	449,583	4.957
U.S. Treasury Note	4.250	5/15/2035	Tsy	AA+	Aa1	91282CNC1	70,000,000	69,125,000	69,477,734	1,372,445	4.406
U.S. Treasury Note	4.250	5/15/2035	Tsy	AA+	Aa1	91282CNC1	50,000,000	49,654,297	49,626,953	980,318	4.337
U.S. Treasury Note	4.250	8/15/2035	Tsy	AA+	Aa1	91282CNT4	85,000,000	85,139,453	84,256,250	748,446	4.229

*MV w/o Accrued includes the Bank of New York Mellon accrued interest for treasury bills, discount notes, and commercial paper. Original Cost does not include accrued interest.

Portfolio: Extended Reserve 9218-5 (Cont.)

Issuer	Coupon	Maturity	Type	S&P	Moody's	CUSIP	Par Value	Original Cost	MV w/o Accrued*	Accr Income	Yld Mat
U.S. Treasury Note	4.250	8/15/2035	Tsy	AA+	Aa1	91282CNT4	125,000,000	125,234,375	123,906,250	1,100,656	4.226
U.S. Treasury Note	4.000	11/15/2035	Tsy	AA+	Aa1	91282CPJ4	60,000,000	59,880,469	58,228,125	1,107,182	4.024
U.S. Treasury Note	4.000	11/15/2035	Tsy	AA+	Aa1	91282CPJ4	20,000,000	19,778,125	19,409,375	369,061	4.138
U.S. Treasury Note	4.125	2/15/2036	Tsy	AA+	Aa1	91282CPZ8	180,000,000	182,158,594	176,203,125	1,538,329	3.978
U.S. Treasury Note	4.125	2/15/2036	Tsy	AA+	Aa1	91282CPZ8	10,000,000	10,039,844	9,789,063	85,463	4.076
Total		7.021					3,423,094,184	3,414,292,957	3,340,312,213	32,586,082	3.802

Portfolio: Wastewater 208

Date: 4/30/26

Issuer	Coupon	Maturity	Type	S&P	Moody's	CUSIP	Par Value	Original Cost	MV w/o Accrued*	Accr Income	Yld Mat
Bk of New York Mellon - Sweep	3.530	5/1/2026	MMF	AAA	Aaa-mf		59	59	59	30	3.579
Komatsu	0.000	5/5/2026	CP	A-1	P-1	50045WE56	27,345,000	27,074,467	27,331,185	0	3.852
Sumitomo Mitsui	0.000	5/12/2026	CP	A-1	P-1	86563HEC0	10,454,000	10,355,698	10,441,303	0	3.860
Philip Morris	0.000	5/19/2026	CP	A-2	P-1	71838MEK2	8,200,000	8,118,656	8,183,984	0	3.862
FHLB DN	0.000	5/19/2026	Agy	A-1+	P-1	313385WZ5	11,996,000	11,881,318	11,973,328	0	3.721
FHLB DN	0.000	5/26/2026	Agy	A-1+	P-1	313385XG6	22,846,000	22,623,042	22,786,829	0	3.722
U.S. Treasury Note	4.875	5/31/2026	Tsy	AA+	Aa1	91282CKS9	21,401,000	21,548,968	21,416,675	435,663	4.165
U.S. Treasury Note	0.750	5/31/2026	Tsy	AA+	Aa1	91282CCF6	21,367,000	20,988,070	21,311,079	66,919	3.720
Mizuho Bank	0.000	6/1/2026	CP	A-1	P-1	60710WF17	32,107,000	31,370,287	32,002,694	0	4.049
Toyota	0.000	6/1/2026	CP	A-1+	P-1	89233HF17	21,275,000	20,847,254	21,203,844	0	4.037
FHLB DN	0.000	6/1/2026	Agy	A-1+	P-1	313385XN1	30,855,000	29,928,424	30,756,264	0	3.978
FHLB DN	0.000	6/1/2026	Agy	A-1+	P-1	313385XN1	19,584,000	19,199,729	19,521,331	0	3.834
FHLB DN	0.000	6/1/2026	Agy	A-1+	P-1	313385XN1	2,037,000	2,000,130	2,030,482	0	3.769
FHLB DN	0.000	6/1/2026	Agy	A-1+	P-1	313385XN1	32,051,000	31,596,704	31,948,437	0	3.644
BNP Paribas	3.720	6/1/2026	CD	A-1	P-1	05593DMMB6	10,415,000	10,415,000	10,415,000	93,631	3.772
Canadian Imperial Bank	3.960	6/1/2026	CD	A-1	P-1	13606DPA4	35,194,000	35,194,000	35,198,575	851,695	4.015
Pepsico	0.000	6/2/2026	CP	A-1	P-1	71344UF20	8,588,000	8,499,544	8,559,289	0	3.739
U.S. Treasury Bill	0.000	6/2/2026	Tsy	A-1+	P-1	912797TU1	11,619,000	11,499,650	11,581,819	0	3.729
Sumitomo Mitsui	3.900	6/9/2026	CD	A-1	P-1	86564TJH2	20,135,000	20,135,000	20,137,416	109,065	3.954
U.S. Treasury Bill	0.000	6/9/2026	Tsy	A-1+	P-1	912797TZ0	7,730,000	7,654,488	7,699,930	0	3.725
Koch Industries	0.000	6/16/2026	CP	A-1+	P-1	50000NFG4	4,949,000	4,901,066	4,925,251	0	3.934
Philip Morris	0.000	6/16/2026	CP	A-2	P-1	71838MIFG0	15,682,000	15,521,913	15,605,749	0	3.895
Societe Generale	0.000	6/23/2026	CP	A-1	P-1	83369CFP4	14,157,000	14,013,165	14,076,346	0	3.957
FHLB DN	0.000	6/23/2026	Agy	A-1+	P-1	313385YL4	13,205,000	13,075,771	13,133,693	0	3.732

*MV w/o Accrued includes the Bank of New York Mellon accrued interest for treasury bills, discount notes, and commercial paper. Original Cost does not include accrued interest.

Portfolio: Wastewater 208 (Cont.)

Issuer	Coupon	Maturity	Type	S&P	Moody's	CUSIP	Par Value	Original Cost	MV w/o Accrued*	Accr Income	Yld Mat
Cisco Systems	0.000	6/30/2026	CP	A-1+	P-1	17277BFW0	6,582,000	6,514,809	6,540,738	0	3.895
Sumitomo Mitsui	0.000	6/30/2026	CP	A-1	P-1	86563HFW5	11,930,000	11,811,485	11,853,227	0	4.080
U.S. Treasury Bill	0.000	7/7/2026	Tsy	A-1+	P-1	912797UN5	13,559,000	13,435,058	13,468,019	0	3.752
Cisco Systems	0.000	7/14/2026	CP	A-1+	P-1	17277BGE9	19,560,000	19,375,082	19,409,429	0	3.881
BNP Paribas	0.000	7/21/2026	CP	A-1	P-1	09659CGM4	16,163,000	16,000,508	16,023,075	0	3.915
Cisco Systems	0.000	7/28/2026	CP	A-1+	P-1	17277BGU3	27,270,000	27,011,503	27,021,208	0	3.892
FHLB DN	0.000	12/1/2026	Agy	A-1+	P-1	313385R57	36,807,000	35,847,564	36,017,858	0	3.620
FHLB DN	0.000	12/1/2026	Agy	A-1+	P-1	313385R57	22,069,000	21,499,463	21,595,841	0	3.794
U.S. Treasury Bill	0.000	1/21/2027	Tsy	A-1+	P-1	912797TM9	6,522,000	6,299,029	6,351,971	0	3.577
U.S. Treasury Note	1.125	2/29/2028	Tsy	AA+	Aa1	91282CBP5	6,156,000	6,160,809	5,858,540	11,668	1.113
U.S. Treasury Note	1.500	2/15/2030	Tsy	AA+	Aa1	912828Z94	6,512,000	6,258,897	5,953,647	20,238	2.029
Total		0.221					576,322,059	568,656,610	572,334,114	1,588,908	3.812

Portfolio: LA MICLA 2016 STLIG 26U

Date: 4/30/26

Issuer	Coupon	Maturity	Type	S&P	Moody's	CUSIP	Par Value	Original Cost	MV w/o Accrued*	Accr Income	Yld Mat
Bk of New York Mellon - Sweep	3.530	5/1/2026	MMF	AAAm	Aaa-mf		140,983	140,983	140,983	408	3.579
Total		0.003					140,983	140,983	140,983	408	3.579

Portfolio: LA MICLA LSE REV BD25 LACC 27M

Date: 4/30/26

Issuer	Coupon	Maturity	Type	S&P	Moody's	CUSIP	Par Value	Original Cost	MV w/o Accrued*	Accr Income	Yld Mat
Bk of New York Mellon - Sweep	3.530	5/1/2026	MMF	AAAm	Aaa-mf		81,211,699	81,211,699	81,211,699	256,111	3.579
FHLB DN	0.000	5/1/2026	Agy	A-1+	P-1	313385WF9	65,000,000	63,965,326	64,993,500	0	3.813
Philip Morris	0.000	6/1/2026	CP	A-2	P-1	71838MF13	53,340,000	52,999,261	53,163,589	0	3.900
Sumitomo Mitsui	0.000	6/1/2026	CP	A-1	P-1	86563HF13	74,000,000	72,527,647	73,753,839	0	3.994
Canadian Imperial Bank	3.880	7/1/2026	CD	A-1	P-1	13606DQG0	77,000,000	77,000,000	77,000,770	1,302,926	3.934
Toyota	0.000	8/3/2026	CP	A-1+	P-1	89233HH31	82,000,000	79,821,738	81,173,391	0	4.002
FHLB DN	0.000	9/1/2026	Agy	A-1+	P-1	313385E28	97,000,000	94,363,217	95,800,110	0	3.670
U.S. Treasury Bill	0.000	10/1/2026	Tsy	A-1+	P-1	912797SA6	90,000,000	87,285,563	88,628,400	0	3.685
FHLB DN	0.000	11/2/2026	Agy	A-1+	P-1	313385M86	38,932,000	37,667,099	38,210,979	0	3.604
Total		0.207					658,483,699	646,841,550	653,936,277	1,559,037	3.799

*MV w/o Accrued includes the Bank of New York Mellon accrued interest for treasury bills, discount notes, and commercial paper. Original Cost does not include accrued interest.

Portfolio: LA MICLA 2017 STLIG 26Y
Date: 4/30/26

Issuer	Coupon	Maturity	Type	S&P	Moody's	CUSIP	Par Value	Original Cost	MV w/o Accrued*	Accr Income	Yld Mat
Bk of New York Mellon - Sweep	3.530	5/1/2026	MMF	AAAm	Aaa-mf		4,168,652	4,168,652	4,168,652	12,059	3.579
Total		0.003					4,168,652	4,168,652	4,168,652	12,059	3.579

Portfolio: Batiquitos LT 72W
Date: 4/30/26

Issuer	Coupon	Maturity	Type	S&P	Moody's	CUSIP	Par Value	Original Cost	MV w/o Accrued*	Accr Income	Yld Mat
Bk of New York Mellon - Sweep	3.530	5/1/2026	MMF	AAAm	Aaa-mf		745	745	745	2	3.579
IBRD DN	0.000	6/11/2026	Supra	A-1+	P-1	459053XY5	426,000	422,284	424,211	0	3.744
IBRD DN	0.000	6/30/2026	Supra	A-1+	P-1	459053YT5	290,000	287,346	288,231	0	3.756
U.S. Treasury Note	4.625	9/15/2026	Tsy	AA+	Aa1	91282CHY0	300,000	298,418	300,988	1,772	4.818
FHLMC DN	0.000	10/23/2026	Agy	A-1+	P-1	313397L66	6,899,000	6,775,357	6,777,923	0	3.711
Total		0.446					7,915,745	7,784,149	7,792,097	1,774	3.757

Portfolio: Harbor Emergency FD 751
Date: 4/30/26

Issuer	Coupon	Maturity	Type	S&P	Moody's	CUSIP	Par Value	Original Cost	MV w/o Accrued*	Accr Income	Yld Mat
Bk of New York Mellon - Sweep	3.530	5/1/2026	MMF	AAAm	Aaa-mf		325	325	325	211	3.579
U.S. Treasury Bill	0.000	5/14/2026	Tsy	A-1+	P-1	912797QN0	750,000	722,052	749,033	0	4.149
U.S. Treasury Bill	0.000	5/28/2026	Tsy	A-1+	P-1	912797SW8	11,145,000	10,943,737	11,115,131	0	3.824
U.S. Treasury Note	4.875	5/31/2026	Tsy	AA+	Aa1	91282CKS9	15,320,000	15,300,252	15,331,221	311,871	4.943
U.S. Treasury Note	4.875	5/31/2026	Tsy	AA+	Aa1	91282CKS9	812,000	811,778	812,595	16,530	4.889
U.S. Treasury Bill	0.000	10/29/2026	Tsy	A-1+	P-1	912797SK4	1,193,000	1,171,384	1,171,478	0	3.752
U.S. Treasury Note	3.750	4/30/2027	Tsy	AA+	Aa1	91282CMY4	26,895,000	26,781,537	26,885,335	2,741	3.979
U.S. Treasury Note	4.000	1/31/2029	Tsy	AA+	Aa1	91282CJW2	3,500,000	3,455,430	3,507,793	34,807	4.288
U.S. Treasury Note	4.000	1/31/2029	Tsy	AA+	Aa1	91282CJW2	177,000	174,732	177,394	1,760	4.290
Total		0.668					59,792,325	59,361,226	59,750,304	367,920	4.227

*MV w/o Accrued includes the Bank of New York Mellon accrued interest for treasury bills, discount notes, and commercial paper. Original Cost does not include accrued interest.

Portfolio: Harbor Foods Restoration 70L
Date: 4/30/26

Issuer	Coupon	Maturity	Type	S&P	Moody's	CUSIP	Par Value	Original Cost	MV w/o Accrued*	Accr Income	Yld Mat
Bk of New York Mellon - Sweep	3.530	5/1/2026	MMF	AAAm	Aaa-mf		49,857	49,857	49,857	145	3.579
U.S. Treasury Note	4.875	5/31/2026	Tsy	AA+	Aa1	91282CKS9	648,000	648,582	648,475	13,191	4.827
Total		0.079					697,857	698,439	698,332	13,336	4.738

Portfolio: City of LA DWP PRB 2010C J7D
Date: 4/30/26

Issuer	Coupon	Maturity	Type	S&P	Moody's	CUSIP	Par Value	Original Cost	MV w/o Accrued*	Accr Income	Yld Mat
Bk of New York Mellon - Sweep	3.530	5/1/2026	MMF	AAAm	Aaa-mf		264	264	264	2	3.579
U.S. Treasury Note	4.625	9/15/2026	Tsy	AA+	Aa1	91282CHY0	1,000,000	992,656	1,003,294	5,907	4.895
FNMA Note	1.875	9/24/2026	Agy	AA+	Aa1	3135G0Q22	5,300,000	5,300,954	5,260,653	10,214	1.872
FNMA Note	1.875	9/24/2026	Agy	AA+	Aa1	3135G0Q22	5,547,000	5,965,688	5,505,820	10,690	0.574
U.S. Treasury Note	1.125	2/28/2027	Tsy	AA+	Aa1	91282ZB9	4,940,000	4,990,365	4,834,446	9,363	0.941
U.S. Treasury Note	4.250	3/15/2027	Tsy	AA+	Aa1	91282CKE0	1,449,000	1,439,095	1,455,196	7,865	4.499
U.S. Treasury Note	2.375	5/15/2027	Tsy	AA+	Aa1	91282X88	38,182,000	37,634,625	37,631,642	418,341	3.769
U.S. Treasury Note	0.500	5/31/2027	Tsy	AA+	Aa1	912828ZS2	5,025,000	5,001,249	4,850,499	10,492	0.575
U.S. Treasury Note	0.500	5/31/2027	Tsy	AA+	Aa1	912828ZS2	5,672,000	5,432,491	5,475,031	11,843	1.304
U.S. Treasury Note	2.625	5/31/2027	Tsy	AA+	Aa1	91282CET4	6,000,000	5,769,141	5,925,703	65,769	3.476
U.S. Treasury Note	2.625	5/31/2027	Tsy	AA+	Aa1	91282CET4	840,000	779,723	829,598	9,208	4.363
U.S. Treasury Note	2.625	5/31/2027	Tsy	AA+	Aa1	91282CET4	5,743,000	5,492,865	5,671,886	62,952	3.693
U.S. Treasury Note	2.625	5/31/2027	Tsy	AA+	Aa1	91282CET4	1,327,000	1,281,799	1,310,568	14,546	4.016
U.S. Treasury Note	4.625	6/15/2027	Tsy	AA+	Aa1	91282CKV2	5,500,000	5,525,352	5,549,199	95,740	4.458
U.S. Treasury Note	4.625	6/15/2027	Tsy	AA+	Aa1	91282CKV2	6,400,000	6,458,000	6,457,250	111,407	4.238
U.S. Treasury Note	4.625	6/15/2027	Tsy	AA+	Aa1	91282CKV2	5,955,000	6,036,416	6,008,269	103,660	3.919
U.S. Treasury Note	4.625	6/15/2027	Tsy	AA+	Aa1	91282CKV2	6,090,000	6,164,698	6,144,477	106,010	3.985
U.S. Treasury Note	4.625	6/15/2027	Tsy	AA+	Aa1	91282CKV2	730,000	741,406	736,530	12,707	3.670
U.S. Treasury Note	4.625	6/15/2027	Tsy	AA+	Aa1	91282CKV2	5,778,000	5,868,507	5,829,686	100,579	3.551
U.S. Treasury Note	4.625	6/15/2027	Tsy	AA+	Aa1	91282CKV2	1,296,000	1,316,959	1,307,593	22,560	3.509
U.S. Treasury Note	4.625	6/15/2027	Tsy	AA+	Aa1	91282CKV2	676,000	682,232	682,047	11,767	3.833
Total		0.997					113,450,264	112,874,484	112,469,652	1,201,622	3.218

*MV w/o Accrued includes the Bank of New York Mellon accrued interest for treasury bills, discount notes, and commercial paper. Original Cost does not include accrued interest.

Portfolio: City of LA DWP WRB 2025 M3U
Date: 4/30/26

Issuer	Coupon	Maturity	Type	S&P	Moody's	CUSIP	Par Value	Original Cost	MV w/o Accrued*	Accr Income	Yld Mat
Bk of New York Mellon - Sweep	3.530	5/1/2026	MMF	AAAm	Aaa-mf		494	494	494	19	3.579
FHLB DN	0.000	5/27/2026	Agy	A-1+	P-1	313385XH4	30,000,000	29,421,292	29,919,300	0	3.828
FHLB DN	0.000	5/27/2026	Agy	A-1+	P-1	313385XH4	16,662,000	16,615,152	16,617,179	0	3.727
FHLB DN	0.000	5/27/2026	Agy	A-1+	P-1	313385XH4	15,144,000	15,102,941	15,103,263	0	3.726
Amazon	0.000	5/29/2026	CP	A-1+	P-1	02314QEV7	8,905,000	8,877,318	8,878,813	0	3.723
Koch Industries	0.000	5/29/2026	CP	A-1+	P-1	50000NEV2	10,000,000	9,968,139	9,970,450	0	3.816
Nestle	0.000	5/29/2026	CP	A-1+	P-1	64105HEV0	5,993,000	5,953,396	5,975,484	0	3.787
FHLB DN	0.000	6/26/2026	Agy	A-1+	P-1	313385YP5	18,327,000	17,921,006	18,222,536	0	3.799
Total		0.090					105,031,494	103,859,737	104,687,519	19	3.780

Portfolio: City of LA TRAN DEBT SVC FUND P15
Date: 4/30/26

Issuer	Coupon	Maturity	Type	S&P	Moody's	CUSIP	Par Value	Original Cost	MV w/o Accrued*	Accr Income	Yld Mat
Philip Morris	0.000	6/24/2026	CP	A-2	P-1	71838MFQ8	110,000,000	109,297,161	109,374,551	0	3.838
Sumitomo Mitsui	0.000	6/24/2026	CP	A-1	P-1	86563HFQ8	110,000,000	109,285,794	109,363,716	0	3.901
FHLB DN	0.000	6/25/2026	Agy	A-1+	P-1	313385YN0	96,559,000	95,948,989	96,018,270	0	3.735
FHLMC DN	0.000	6/25/2026	Agy	A-1+	P-1	313397YN5	311,970,214	311,970,214	314,786,270	0	3.703
FHLMC DN	0.000	6/25/2026	Agy	A-1+	P-1	313397YN5	316,559,000	312,833,804	314,786,270	0	3.703
U.S. Treasury Bill	0.000	6/25/2026	Tsy	A-1+	P-1	912797TE7	316,559,000	313,666,310	314,805,263	0	3.750
Total		0.153					1,266,236,000	1,253,002,272	1,259,134,339	0	3.746

Portfolio: LA City MICLA19 ST LGT FIN 27F
Date: 4/30/26

Issuer	Coupon	Maturity	Type	S&P	Moody's	CUSIP	Par Value	Original Cost	MV w/o Accrued*	Accr Income	Yld Mat
JPMorgan Inst Tax Free MMF	0.000	5/1/2026	MMF	AAAm	Aaa-mf	46645V717	4,701,655	4,701,655	4,701,655	0	3.390
Total		0.003					4,701,655	4,701,655	4,701,655	0	3.390

*MV w/o Accrued includes the Bank of New York Mellon accrued interest for treasury bills, discount notes, and commercial paper. Original Cost does not include accrued interest.

Portfolio: LA City MICLA20 STLGTS FIN 27J
Date: 4/30/26

Issuer	Coupon	Maturity	Type	S&P	Moody's	CUSIP	Par Value	Original Cost	MV w/o Accrued*	Accr Income	Yld Mat
JPMorgan Inst Tax Free MMF	0.000	5/1/2026	MMF	AAAm	Aaa-mf	46645V717	3,528,333	3,528,333	3,528,333	0	3.390
Total		0.003					3,528,333	3,528,333	3,528,333	0	3.390

Portfolio: City of LA TRAN NOTE PROCEED FD 121
Date: 4/30/26

Issuer	Coupon	Maturity	Type	S&P	Moody's	CUSIP	Par Value	Original Cost	MV w/o Accrued*	Accr Income	Yld Mat
Bk of New York Mellon - Sweep	3.530	5/1/2026	MMF	AAAm	Aaa-mf		1,054	1,054	1,054	3	3.579
Total		0.003					1,054	1,054	1,054	3	3.579

Portfolio: COL SLD WAS RES RB 2023 FD 66W
Date: 4/30/26

Issuer	Coupon	Maturity	Type	S&P	Moody's	CUSIP	Par Value	Original Cost	MV w/o Accrued*	Accr Income	Yld Mat
Bk of New York Mellon - Sweep	3.530	5/1/2026	MMF	AAAm	Aaa-mf		21,774,756	21,774,756	21,774,756	62,993	3.579
U.S. Treasury Note	4.125	6/15/2026	Tsy	AA+	Aaa	91282CHH7	16,860,000	16,663,080	16,868,726	261,758	4.560
Total		0.057					38,634,756	38,437,836	38,643,482	324,751	4.007

Portfolio: City of LA DWP PRB 2025D J9U
Date: 4/30/26

Issuer	Coupon	Maturity	Type	S&P	Moody's	CUSIP	Par Value	Original Cost	MV w/o Accrued*	Accr Income	Yld Mat
Bk of New York Mellon - Sweep	3.530	5/1/2026	MMF	AAAm	Aaa-mf		754	754	754	4	3.579
FHLB DN	0.000	5/27/2026	Agy	A-1+	P-1	313385XH4	40,349,000	40,239,452	40,240,461	0	3.731
Philip Morris	0.000	5/29/2026	CP	A-2	P-1	71838MEV8	46,000,000	45,486,640	45,862,216	0	3.867
IBRD DN	0.000	5/29/2026	Supra	A-1+	P-1	459053XK5	64,000,000	63,312,640	63,815,040	0	3.720
Sumitomo Mitsui	0.000	6/30/2026	CP	A-1	P-1	86563HFW5	46,000,000	45,339,900	45,703,976	0	3.848
FHLB DN	0.000	6/30/2026	Agy	A-1+	P-1	313385YT7	28,705,000	28,310,944	28,529,900	0	3.679
Toronto Dominion	3.720	6/30/2026	CD	A-1	P-1	89115DRR9	46,000,000	46,000,000	45,999,080	380,267	3.772
Total		0.118					271,054,754	268,690,330	270,151,427	380,270	3.773

*MV w/o Accrued includes the Bank of New York Mellon accrued interest for treasury bills, discount notes, and commercial paper. Original Cost does not include accrued interest.

Portfolio: City of L.A DWP PRB 2026A J9W
Date: 4/30/26

Issuer	Coupon	Maturity	Type	S&P	Moody's	CUSIP	Par Value	Original Cost	MV w/o Accrued*	Accr Income	Yld Mat
Bk of New York Mellon - Sweep	3.530	5/1/2026	MMF	AAAm	Aaa-mf		1,265	1,265	1,265	1	3.579
FHLB DN	0.000	7/31/2026	Agy	A-1+	P-1	313385A22	85,000,000	84,141,500	84,218,850	0	3.738
FHLB DN	0.000	8/31/2026	Agy	A-1+	P-1	313385D94	125,000,000	123,350,000	123,465,000	0	3.750
BNP Paribas	0.000	9/30/2026	CP	A-1	P-1	09659CJW9	42,000,000	41,278,020	42,000,000	0	3.996
Toyota	0.000	9/30/2026	CP	A-1+	P-1	89233HJW5	36,000,000	35,379,540	35,417,837	0	4.006
Sumitomo Mitsui	3.900	9/30/2026	CD	A-1	P-1	86564TQH9	42,000,000	42,000,000	42,000,840	45,500	3.954
Mizuho Bank	0.000	10/27/2026	CP	A-1	P-1	60689GKT2	42,000,000	41,154,383	41,199,123	0	4.021
Pepsico	0.000	10/30/2026	CP	A-1	P-1	71344UKW8	17,740,000	17,400,338	17,418,028	0	3.759
Toronto Dominion	3.930	10/30/2026	CD	A-1	P-1	89115M2L9	42,000,000	42,000,000	42,005,040	45,850	3.985
Total		0.381					431,741,265	426,705,045	427,725,982	91,351	3.863

*MV w/o Accrued includes the Bank of New York Mellon accrued interest for treasury bills, discount notes, and commercial paper. Original Cost does not include accrued interest.

MONTHLY TRANSACTIONS

Portfolio: Reserve 9218-2

Issuer	Side	Type	CUSIP	Trade Date	Settlement Date	Maturity Date	Par Value
JPMorgan Chase & Co	Buy	Corp	46647PFL5	4/15/2026	4/23/2026	4/23/2030	15,000,000
Bank of America	Buy	Corp	06051GMY2	4/16/2026	4/23/2026	4/23/2030	15,000,000
U.S. Treasury Note	Buy	Tsy	91282CQG9	4/17/2026	4/20/2026	3/31/2031	20,000,000
FHLB Note	Sell	Agy	3130B6R24	4/17/2026	4/20/2026	6/4/2027	15,000,000
John Deere	Buy	Corp	24422EYN3	4/23/2026	4/28/2026	4/15/2031	10,000,000
Walmart	Buy	Corp	931142FT5	4/27/2026	4/30/2026	4/30/2031	10,000,000
Walmart	Buy	Corp	931142FS7	4/27/2026	4/30/2026	4/30/2029	10,000,000
American Express	Buy	Corp	025816ET2	4/27/2026	5/4/2026	5/3/2030	10,000,000
U.S. Treasury Note	Buy	Tsy	91282CQK0	4/30/2026	5/1/2026	4/30/2031	35,000,000
Adobe	Transfer Out	Corp	00724PAE9	4/30/2026	4/30/2026	4/4/2027	10,000,000
Amazon	Transfer Out	Corp	023135CF1	4/30/2026	4/30/2026	4/13/2027	20,000,000
U.S. Treasury Note	Transfer Out	Tsy	91282CKJ9	4/30/2026	4/30/2026	4/15/2027	10,000,000
Walmart	Transfer Out	Corp	931142FL2	4/30/2026	4/30/2026	4/28/2027	10,000,000
U.S. Treasury Note	Transfer In	Tsy	91282CBL4	4/30/2026	4/30/2026	2/15/2031	60,000,000
U.S. Treasury Note	Transfer In	Tsy	91282CJX0	4/30/2026	4/30/2026	1/31/2031	40,000,000

Portfolio: Core 9218-1

Issuer	Side	Type	Cusip	Trade Date	Settlement Date	Maturity Date	Par Value
Natl Securities Clearing	Buy	CP	63763QFA0	4/1/2026	4/1/2026	6/10/2026	53,470,000
Cargill	Buy	CP	14178MD21	4/1/2026	4/1/2026	4/2/2026	60,000,000
Cargill	Buy	CP	14178MD62	4/2/2026	4/2/2026	4/6/2026	29,997,000
Natl Securities Clearing	Buy	CP	63763QEV5	4/2/2026	4/2/2026	5/29/2026	35,000,000
Natl Securities Clearing	Buy	CP	63763QEU7	4/2/2026	4/2/2026	5/28/2026	70,000,000
Exxon Mobil	Buy	CP	30229BDH7	4/6/2026	4/6/2026	4/17/2026	20,000,000
BNP Paribas	Buy	CD	05593DNQ2	4/6/2026	4/6/2026	4/13/2026	20,618,000
Chevron	Buy	CP	16677KE82	4/7/2026	4/7/2026	5/8/2026	19,624,000
BNP Paribas	Buy	CP	09659CD96	4/8/2026	4/8/2026	4/9/2026	20,000,000
FHLB DN	Buy	Agy	313385XW1	4/8/2026	4/8/2026	6/9/2026	48,200,000
BNP Paribas	Buy	CP	09659CDF2	4/9/2026	4/9/2026	4/15/2026	48,297,000
Natl Securities Clearing	Buy	CP	63763QFB8	4/10/2026	4/10/2026	6/11/2026	42,857,000
Nestle	Buy	CP	64105HDU3	4/13/2026	4/13/2026	4/28/2026	70,985,000
BNP Paribas	Buy	CP	09659CDF2	4/13/2026	4/13/2026	4/15/2026	25,000,000
BNP Paribas	Buy	CP	09659CDG0	4/14/2026	4/14/2026	4/16/2026	36,333,000
Cargill	Buy	CP	14178MDG0	4/15/2026	4/15/2026	4/16/2026	10,009,000

Portfolio: Core 9218-1 (Cont.)

Issuer	Side	Type	Cusip	Trade Date	Settlement Date	Maturity Date	Par Value
Sumitomo Mitsui	Buy	CP	86563HFA3	4/15/2026	4/15/2026	6/10/2026	72,959,000
Cargill	Buy	CP	14178MDP0	4/16/2026	4/16/2026	4/23/2026	23,293,000
BNP Paribas	Buy	CP	09659CDP0	4/17/2026	4/17/2026	4/23/2026	21,779,000
BNP Paribas	Buy	CP	09659CDN5	4/17/2026	4/17/2026	4/22/2026	15,000,000
Philip Morris	Buy	CP	71838MFH8	4/20/2026	4/20/2026	6/17/2026	40,000,000
Philip Morris	Buy	CP	71838MFQ8	4/20/2026	4/20/2026	6/24/2026	80,000,000
Philip Morris	Buy	CP	71838MFP0	4/20/2026	4/20/2026	6/23/2026	80,000,000
Nestle	Buy	CP	64105HFQ0	4/20/2026	4/20/2026	6/24/2026	150,000,000
Koch Companies	Buy	CP	50000NFH2	4/20/2026	4/20/2026	6/17/2026	50,000,000
Cargill	Buy	CP	14178MDM7	4/20/2026	4/20/2026	4/21/2026	30,000,000
IBRD DN	Buy	Supra	459053YP3	4/20/2026	4/20/2026	6/26/2026	75,000,000
IBRD DN	Buy	Supra	459053XY5	4/20/2026	4/20/2026	6/11/2026	101,746,000
Sumitomo Mitsui	Buy	CP	86563HFN5	4/21/2026	4/21/2026	6/22/2026	28,970,000
Siemens Capital	Buy	CP	82619UFA7	4/21/2026	4/21/2026	6/10/2026	30,000,000
BNP Paribas	Buy	CP	09659CDP0	4/22/2026	4/22/2026	4/23/2026	53,105,000
Nestle	Buy	CP	64105HE40	4/23/2026	4/23/2026	5/4/2026	109,946,000
Exxon Mobil	Buy	CP	30229BE45	4/24/2026	4/24/2026	5/4/2026	100,000,000
Exxon Mobil	Buy	CP	30229BE11	4/24/2026	4/24/2026	5/1/2026	35,380,000
Walmart	Buy	CP	93114FE42	4/27/2026	4/27/2026	5/4/2026	44,826,000
Nestle	Buy	CP	64105HE40	4/28/2026	4/28/2026	5/4/2026	58,040,000
Koch Companies	Buy	CP	50000NE42	4/28/2026	4/28/2026	5/4/2026	50,000,000
FHLB DN	Buy	Agy	313385WJ1	4/29/2026	4/29/2026	5/4/2026	112,343,000
FHLB DN	Buy	Agy	313385WN2	4/30/2026	4/30/2026	5/8/2026	62,864,000
FHLB DN	Buy	Agy	313385WN2	4/30/2026	4/30/2026	5/8/2026	45,828,000
FHLB DN	Buy	Agy	313385WJ1	4/30/2026	4/30/2026	5/4/2026	70,000,000
Adobe	Transfer In	Corp	00724PAE9	4/30/2026	4/30/2026	4/4/2027	10,000,000
Amazon	Transfer In	Corp	023135CF1	4/30/2026	4/30/2026	4/13/2027	20,000,000
U.S. Treasury Note	Transfer In	Tsy	91282CKJ9	4/30/2026	4/30/2026	4/15/2027	10,000,000
Walmart	Transfer In	Corp	931142FLL2	4/30/2026	4/30/2026	4/28/2027	10,000,000

Portfolio: Extended Reserve 9218-5

Issuer	Side	Type	Cusip	Trade Date	Settlement Date	Maturity Date	Par Value
U.S. Treasury Note	Buy	Tsy	91282CQN4	4/30/2026	5/1/2026	4/30/2033	140,000,000
U.S. Treasury Note	Transfer Out	Tsy	91282CBL4	4/30/2026	4/30/2026	2/15/2031	60,000,000
U.S. Treasury Note	Transfer Out	Tsy	91282CJX0	4/30/2026	4/30/2026	1/31/2031	40,000,000

Portfolio: Wastewater 208

Issuer	Side	Type	Cusip	Trade Date	Settlement Date	Maturity Date	Par Value
U.S. Treasury Bill	Buy	Tsy	912797UN5	4/7/2026	4/7/2026	7/7/2026	13,559,000
Cisco Systems	Buy	CP	17277BGE9	4/14/2026	4/14/2026	7/14/2026	19,560,000
BNP Paribas	Buy	CP	09659CGM4	4/16/2026	4/16/2026	7/21/2026	16,163,000
Cisco Systems	Buy	CP	17277BGU3	4/28/2026	4/28/2026	7/28/2026	27,270,000

Portfolio: MICLA LSE REV BD25 LACC 27M

Issuer	Side	Type	Cusip	Trade Date	Settlement Date	Maturity Date	Par Value
Philip Morris	Buy	CP	71838MFI3	4/1/2026	4/1/2026	6/1/2026	53,340,000

Portfolio: DWP PRB 2010C J7D

Issuer	Side	Type	Cusip	Trade Date	Settlement Date	Maturity Date	Par Value
U.S. Treasury Note	Buy	Tsy	912828X88	4/24/2026	4/24/2026	5/15/2027	38,182,000

Portfolio: DWP WRB 2025 M3U

Issuer	Side	Type	Cusip	Trade Date	Settlement Date	Maturity Date	Par Value
Amazon	Buy	CP	02314QEV7	4/28/2026	4/28/2026	5/29/2026	8,905,000
Koch Companies	Buy	CP	50000NEV2	4/28/2026	4/28/2026	5/29/2026	10,000,000
FHLB DN	Buy	Agy	313385XH4	4/29/2026	4/29/2026	5/27/2026	16,662,000
FHLB DN	Buy	Agy	313385XH4	4/30/2026	4/30/2026	5/27/2026	15,144,000

Portfolio: DWP PRB 2025 J9U

Issuer	Side	Type	Cusip	Trade Date	Settlement Date	Maturity Date	Par Value
FHLB DN	Buy	Agy	313385XH4	4/30/2026	4/30/2026	5/27/2026	40,349,000

Portfolio: Batiquitos LT 72W

Issuer	Side	Type	Cusip	Trade Date	Settlement Date	Maturity Date	Par Value
FHLMC DN	Buy	Agy	313397L66	4/24/2026	4/24/2026	10/23/2026	6,899,000

Portfolio: Harbor Emergency FD 751

Issuer	Side	Type	Cusip	Trade Date	Settlement Date	Maturity Date	Par Value
U.S. Treasury Bill	Buy	Tsy	912797SK4	4/30/2026	4/30/2026	10/29/2026	1,193,000

City of LA Tran Debt Svc Fund P15

Issuer	Side	Type	Cusip	Trade Date	Settlement Date	Maturity Date	Par Value
Philip Morris	Buy	CP	71838MFQ8	4/23/2026	4/23/2026	6/24/2026	110,000,000
Sumitomo Mitsui	Buy	CP	86563HFQ8	4/23/2026	4/23/2026	6/24/2026	110,000,000
FHLB DN	Buy	Agy	313385YN0	4/23/2026	4/23/2026	6/25/2026	96,559,000

Portfolio: DWP PRB 2026A J9W

Issuer	Side	Type	Cusip	Trade Date	Settlement Date	Maturity Date	Par Value
Pepsico	Buy	CP	71344UKW8	4/21/2026	4/21/2026	10/30/2026	17,740,000
Toyota	Buy	CP	89233HJW5	4/21/2026	4/21/2026	9/30/2026	36,000,000
Sumitomo Mitsui	Buy	CD	86564TQH9	4/21/2026	4/21/2026	9/30/2026	42,000,000
BNP Paribas	Buy	CP	09659CJW9	4/21/2026	4/21/2026	9/30/2026	42,000,000
Toronto Dominion	Buy	CD	89115M2L9	4/21/2026	4/21/2026	10/30/2026	42,000,000
Mizuho Bank	Buy	CP	60689GKT2	4/21/2026	4/21/2026	10/27/2026	42,000,000
FHLB DN	Buy	Agy	313385D94	4/21/2026	4/21/2026	8/31/2026	125,000,000
FHLB DN	Buy	Agy	313385A22	4/21/2026	4/21/2026	7/31/2026	85,000,000

**CITY OF LOS ANGELES
OFFICE OF FINANCE
AUTHORIZED DEALERS AND ISSUERS**

PRIMARY DEALERS

1. BANK OF MONTREAL,CHICAGO BRANCH
2. BANK OF NOVA SCOTIA, NEW YORK AGENCY
3. BARCLAYS CAPITAL INC
4. BNP PARIBAS SECURITIES CORP
5. BofA SECURITIES, INC
6. CANTOR FITZGERALD & CO
7. CITIGROUP GLOBAL MARKETS INC
8. DAIWA CAPITAL MARKETS AMERICA INC
9. DEUTSCHE BANK SECURITIES INC
10. HSBC SECURITIES (USA) INC
11. JEFFERIES LLC
12. JP MORGAN SECURITIES, INC

13. MIZUHO SECURITIES USA INC
14. MORGAN STANLEY & CO LLC
15. NATWEST MARKETS SECURITIES INC
16. NOMURA SECURITIES INTERNATIONAL, INC
17. RBC CAPITAL MARKETS, LLC
18. SANTANDER US CAPITAL MARKETS LLC
19. SMBC NIKKO SECURITIES AMERICA INC
20. SOCIETE GENERALE, NEW YORK BRANCH
21. TD SECURITIES (USA) LLC
22. UBS SECURITIES LLC
23. WELLS FARGO SECURITIES, LLC

SECONDARY DEALERS

1. ACADEMY SECURITIES, INC
2. BNY CAPITAL MARKETS LLC
3. CASTLEOAK SECURITIES LP
4. CIBC WORLD MARKETS CORP
5. LLOYDS SECURITIES, INC
6. LOOP CAPITAL
7. MARKETAXESS CORP
8. MESIROW FINANCIAL INC
9. MITSUBISHI UFJ SECURITIES (USA), INC
10. RAMIREZ AND CO
11. PIPER JAFFRAY CO
12. STIFEL, NICOLAUS & COMPANY, INC
13. SIEBERT WILLIAMS SHANK & CO
14. US BANCORP

COMMERCIAL PAPER ISSUERS*

1. ADVANCED MICRO DEVICES
2. AIR PRODUCTS & CHEMICALS INC
3. ALPHABET INC
4. AMAZON.COM INC
5. APPLE INC
6. APPLIED MATERIALS INC
7. ARCHER DANIELS-MIDLAND CO
8. BANK OF NEW YORK MELLON
9. BANK OF NOVA SCOTIA NY
10. BANK OF TOKYO-MIT UFJ NY
11. BMW US CAPITAL LLC
12. BNP PARIBAS NEW YORK
13. BRISTOL-MYERS SQUIBB
14. CANADIAN IMPERIAL HOLDING
15. CARGILL INC
16. CATERPILLAR FINANCIAL SERVICE CORP
17. CBA (DE) FINANCE
18. CHARLES SCHWAB & CO.,INC
19. CHEVRON CORP
20. CHEVRON FUNDING CORP
21. CISCO SYSTEMS
22. COCA-COLA CO
23. COLGATE-PALMOLIVE CO
24. CUMMINS INC
25. DEERE & CO
26. ELI LILLY & CO
27. EMERSON ELECTRIC CO
28. EXXON MOBIL CORP

29. FLORIDA POWER & LIGHT CO
30. GOOGLE INC
31. HARVARD UNIVERSITY
32. HERSHEY CO
33. HOME DEPOT INC
34. HONEYWELL INTERNATIONAL
35. HSBC USA INC
36. ING (US) FUNDING LLC
37. JOHN DEERE CAPITAL CORP
38. JOHNSON & JOHNSON
39. JP MORGAN SECURITIES, LLC
40. KENVUE INC
41. KOCH COS INC
42. KOMATSU FINANCE AMERICA
43. LOREAL USA INC
44. MARS INC
45. MASS MUTUAL LIFE INSURANCE CO
46. MERCK & CO INC
47. METLIFE FUNDING INC
48. MICROSOFT CORP
49. MIZUHO BANK LTD/NY
50. NATL AUSTRALIA FDG (DE)
51. NATL SECURITIES CLEARING CORP
52. NESTLE CAPITAL CORP
53. NETIETS INC
54. NIKE INC
55. PACCAR FINANCIAL CORP
56. PEPSICO INC

57. PFIZER INC
58. PHILIP MORRIS INTL INC
59. PNC BANK NA
60. PRAXAIR INC
61. PROCTER & GAMBLE CO
62. PRUDENTIAL FUNDING LLC
63. QUALCOM INC
64. RABOBANK USA FIN CORP
65. ROCHE HOLDINGS INC
66. ROYAL BANK OF CANADA NY
67. SERVICENOW INC
68. SIEMENS CAPITAL CO LLC
69. SOCIETE GENERALE N AMERICA INC
70. SOUTHERN CALIFORNIA GAS CO
71. STATE STREET CORP
72. SUMITOMO MITSUI TRUST NEW YORK
73. TARGET CORP
74. TEXAS INSTRUMENT
75. TORONTO DOMINION HOLDINGS U.S.A, INC
76. TOTALENERGIES HOLDINGS USA INC
77. TOYOTA MOTOR CREDIT CORP
78. UNILEVER CAPITAL CORP
79. UNITED PARCEL SERV INC
80. UNITEDHEALTH GROUP INC
81. USAA CAPITAL CORP
82. WALMART INC
83. WALT DISNEY CO

CORPORATE BOND ISSUERS**

1.	ABBOTT LABORATORIES	42.	ELI LILLY & CO	83.	PACCAR INC
2.	ABBVIE INC	43.	EMERSON ELECTRIC CO	84.	PAYPAL HOLDINGS INC
3.	ADOBE INC	44.	ENTERPRISE PRODUCTS OPERATING LLC	85.	PEPSICO INC
4.	ADVANCED MICRO DEVICES	45.	EOG RESOURCES INC	86.	PFIZER INC
5.	AFLAC INC	46.	ESTEE LAUDER COMPANIES	87.	PHILIP MORRIS INTERNATIONAL
6.	AIR PRODUCTS & CHEMICALS INC	47.	EXXON MOBIL CORP	88.	PNC FINANCIAL SERVICES GROUP
7.	ALPHABET INC	48.	FLORIDA POWER & LIGHT	89.	PROCTER & GAMBLE CO/THE
8.	AMAZON.COM INC	49.	FRANKLIN RESOURCES INC	90.	PROGRESSIVE CORP
9.	AMERICAN EXPRESS CO	50.	GENERAL DYNAMICS CORP	91.	PUBLIC SERVICE ELECTRIC & GAS CO
10.	AMERICAN HONDA FINANCE CORP	51.	GENERAL ELECTRIC	92.	PUBLIC STORAGE
11.	AMPHENOL CORP	52.	GOLDMAN SACHS GROUP INC	93.	QUALCOMM INC
12.	ANALOG DEVICES INC	53.	HERSHEY CO/THE	94.	REGENTS OF THE UNIVERSITY OF CALIFORNIA
13.	APPLE INC	54.	HOME DEPOT INC	95.	REPUBLIC SERVICES INC
14.	APPLIED MATERIALS INC	55.	HONEYWELL AEROSPACE INC	96.	ROCKWELL AUTOMATION INC
15.	ARCHER-DANIELS-MIDLAND CO	56.	HONEYWELL INTERNATIONAL INC	97.	SALESFORCE INC
16.	AUTOMATIC DATA PROCESSING	57.	HORMEL FOODS CORP	98.	SCHWAB (CHARLES) CORP
17.	BAKER HUGHES CO	58.	ILLINOIS TOOL WORKS	99.	SERVICENOW INC
18.	BANK OF AMERICA CORP	59.	INTERCONTINENTAL EXCHANGE IN	100.	SLB LTD
19.	BANK OF AMERICA NATIONAL ASSOCIATION	60.	INTL BUSINESS MACHINES CORP	101.	SNAP-ON INC
20.	BANK OF NEW YORK MELLON CORP	61.	INTUIT INC	102.	SOUTHERN CALIFORNIA GAS CO
21.	BERKSHIRE HATHAWAY INC	62.	JOHNSON & JOHNSON	103.	STATE STREET CORP
22.	BLACKROCK INC	63.	JPMORGAN CHASE & CO	104.	TARGET CORP
23.	BOSTON SCIENTIFIC CORP	64.	KENVUE INC	105.	TEXAS INSTRUMENTS INC
24.	BRISTOL-MYERS SQUIBB CO	65.	KIMBERLY-CLARK CORP	106.	THERMO FISHER SCIENTIFIC INC
25.	BROADCOM INC	66.	LOCKHEED MARTIN CORP	107.	TIX COMPANIES INC
26.	BROWN-FORMAN CORP	67.	LOEWS CORP	108.	TOYOTA MOTOR CREDIT CORP
27.	CATERPILLAR INC	68.	MARSH & MCLENNAN COS	109.	TRAVELERS COS INC/THE
28.	CHEVRON CORP	69.	MASTERCARD INC	110.	TRUIST FINANCIAL CORP
29.	CISCO SYSTEMS INC	70.	MCKESSON CORP	111.	UNILEVER CAPITAL CORP
30.	CITIBANK NATIONAL ASSOCIATION	71.	MERCEDES-BENZ FINANCE NORTH AMERICA	112.	UNION PACIFIC CORP
31.	CITIGROUP INC	72.	MERCK & CO. INC.	113.	UNITED PARCEL SERVICE
32.	CME GROUP INC	73.	META PLATFORMS INC	114.	UNITEDHEALTH GROUP INC
33.	COCA-COLA CO	74.	METLIFE INC	115.	US BANCORP
34.	COLGATE-PALMOLIVE CO	75.	MICROSOFT CORP	116.	VISA INC
35.	COMCAST CORP	76.	MORGAN STANLEY	117.	WALMART INC
36.	CONOCOPHILLIPS	77.	NETFLIX INC	118.	WALT DISNEY CO
37.	COSTCO WHOLESALE CORP	78.	NIKE INC	119.	WASTE MANAGEMENT INC
38.	CUMMINS INC	79.	NORTHERN STATES POWER/MN	120.	WELLS FARGO & CO
39.	DANAHER CORP	80.	NORTHERN TRUST CORP	121.	WW GRAINGER INC
40.	DEERE & CO	81.	NVIDIA CORP		
41.	ECOLAB INC	82.	ONE GAS INC		

SUPRANATIONAL ISSUERS

1. INTER-AMERICAN DEVELOPMENT BANK
2. INTERNATIONAL BANK FOR RECONSTRUCTION AND DEVELOPMENT
3. INTERNATIONAL FINANCE CORPORATION

ASSET BACKED SECURITIES ISSUERS*

1. AMERICAN EXPRESS CREDIT CARD TRUST
2. BANK OF AMERICA CREDIT CARD TRUST
3. BMW VEHICLE OWNER TRUST
4. CAPITAL ONE MASTER TRUST
5. CHASE ISSUANCE TRUST
6. CITIGROUP MASTER TRUST
7. FORD CREDIT AUTO OWNER TRUST
8. HONDA AUTO RECEIVABLES OWNER TRUST
9. MASTER CREDIT CARD TRUST
10. MERCEDES-BENZ AUTO RECEIVABLES TRUST
11. NISSAN AUTO RECEIVABLE OWNER TRUST
12. TOYOTA AUTO RECEIVABLES OWNER TRUST
13. VISA CARD MASTER TRUST
14. GM FINANCIAL CONSUMER AUTOMOBILE RECEIVABLES TRUST

* Five year legal final maximum maturity